

BUKU PEMANTAUAN STATUS GIZI

Universitas
Esa Unggul
ANAK DENGAN DOWN
SYNDROME



MERTIEN SA'PANG
HARNA
PRITA DHYANI S
CHICA RISKA A

Nama :

TTL :

Nama Ibu :

Nama Ayah :

Alamat :

No. Telp :

Penilaian Status Gizi

1. Tentukan Jenis Kelamin dan Umur

2. Ukur TB atau PB; BB dan Lingkar Kepala

3. Bandingkan dengan Standar

Langkah 1. Penilaian Status Gizi



UMUR

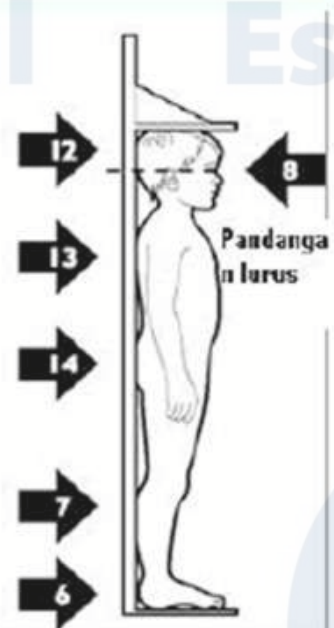
Tentukan Jenis Kelamin

- Digenapkan ke bawah
- <2 tahun dalam bulan

Langkah 2. Ukur PB atau TB; BB dan Lingkar kepala

- * Tinggi badan diukur dengan posisi anak berdiri
- * Panjang badan diukur dengan posisi anak berbaring khususnya, diperuntukkan untuk usia 0–2 tahun

Cara Mengukur Panjang & Tinggi Badan





Timbang Berat Badan Anak (1)

Anak usia 0-2 tahun

- * Gunakan timbangan bayi
- * Pastikan posisi jarum di angka nol
- * Baringkan bayi diatas timbangan
- * Bacalah dengan teliti angka yang ditunjuk



Timbang Berat Badan Anak (2)

- * Gunaan Timbangan Injak
- * Letakkan timbangan injak di lantai datar dan tidak mudah bergoyang
- * Pastikan posisi jarum berada di angka nol
- * Biarkan anak berdiri diatas timbangan injak tanpa dipegangi

Ukur Lingkar Kepala

- * Siapkan pita pengukur yang tidak elastis***
- * Lingkarkan pita pengukur pada daerah glabella (frontalis) atau supra orbita menuju oksiput pada bagian posterior***
- * Cantumkan hasil pengukuran kurva lingkar kepala***



Langkah 3. Bandingkan dengan Standar Khusus Anak Sindrom Down

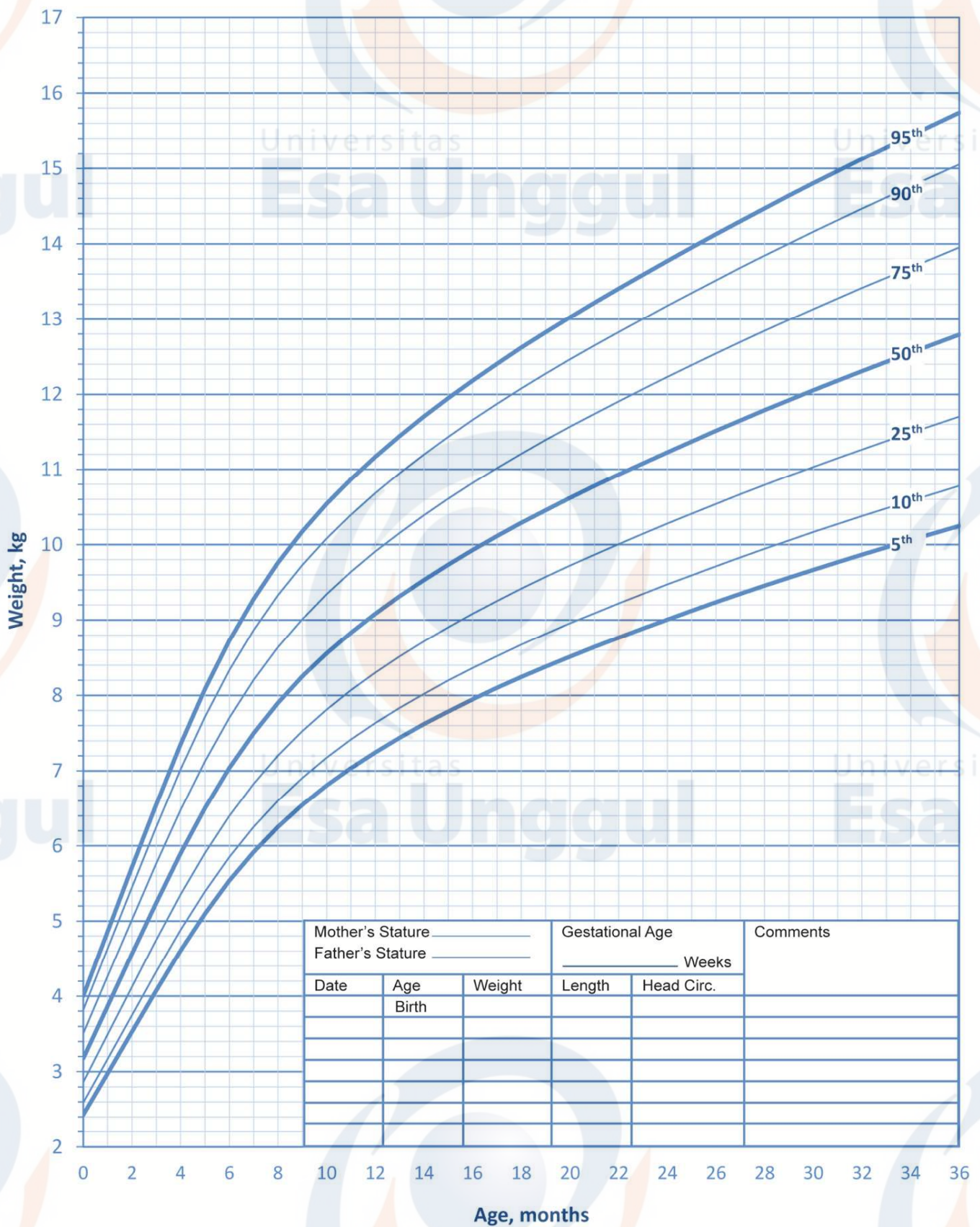


Zemel, B. S., Pipan, M., Stallings, V. A., Hall, W., Schadt, K., Freedman, D. S., & Thorpe, P. (2015). Growth charts for children with down syndrome in the United States. Pediatrics, 136(5), e1204–e1211.

Growth Charts for Children with Down Syndrome
 Birth to 36 months: Boys
 Weight-for-age percentiles

Name _____

Record _____

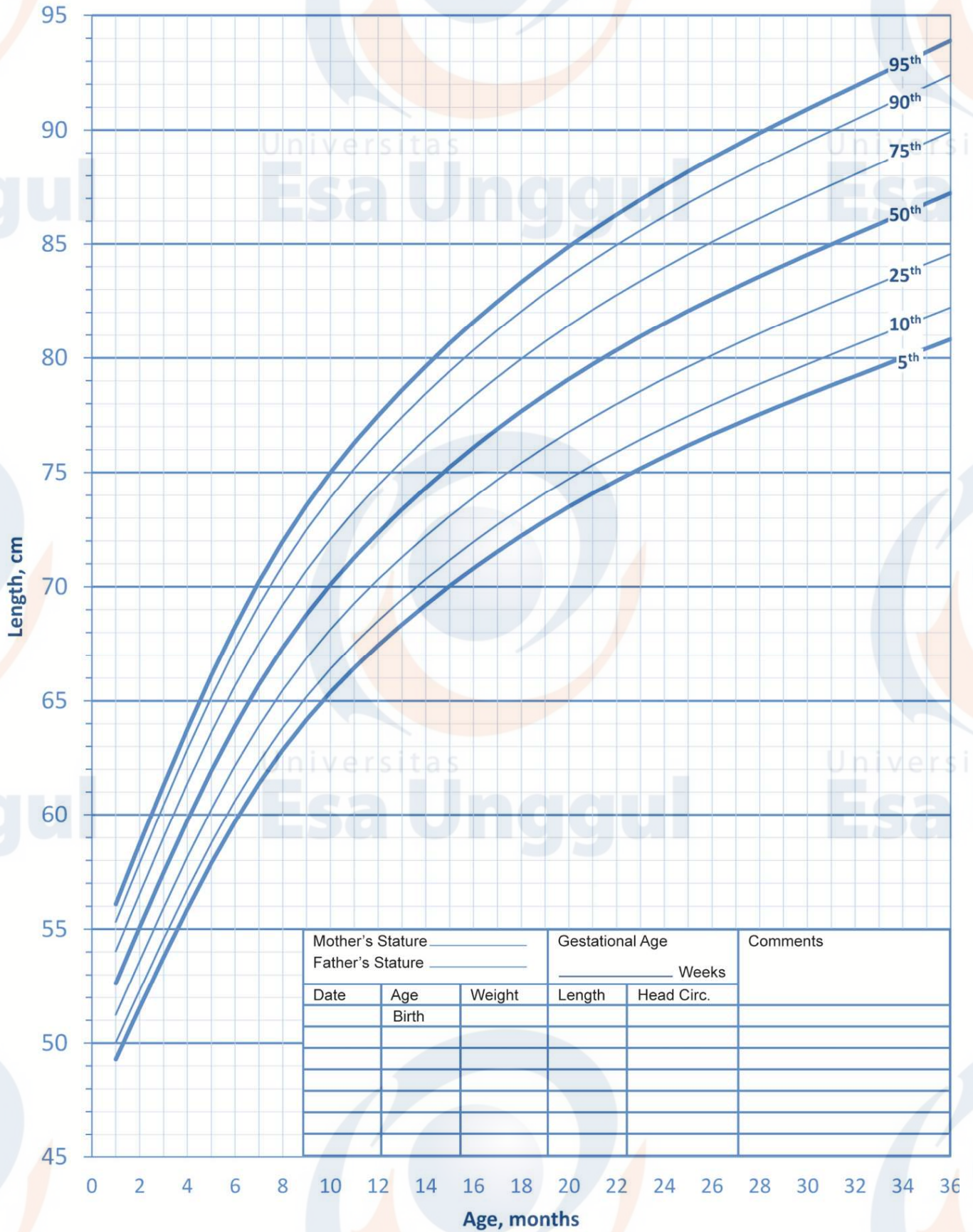


Published October 2015.
 Source: Zemel BS, Papan M, Stallings VA, Hall W, Schgadt K, Freedman DS, Thorpe P. Growth Charts for Children with Down Syndrome in the U.S. Pediatrics, 2015. CS260242-A

Growth Charts for Children with Down Syndrome
 Birth to 36 months: Boys
 Length-for-age percentiles

Name _____

Record _____



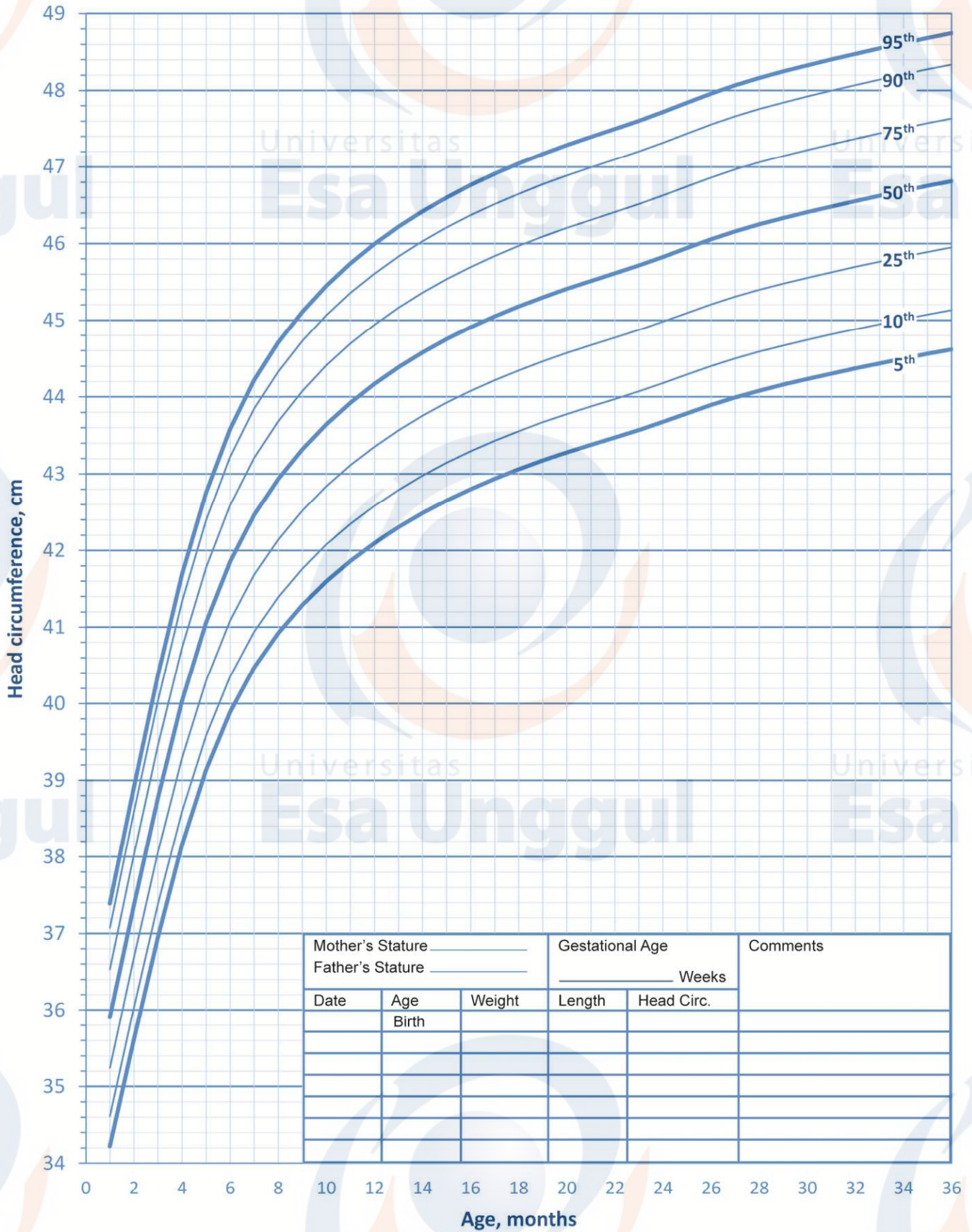
Mother's Stature _____		Gestational Age _____ Weeks		Comments	
Father's Stature _____					
Date	Age	Weight	Length	Head Circ.	
	Birth				

Published October 2015.
 Source: Zemel BS, Papan M, Stallings VA, Hall W, Schgadt K, Freedman DS, Thorpe P. Growth Charts for Children with Down Syndrome in the U.S. Pediatrics, 2015. CS260242-A

Growth Charts for Children with Down Syndrome
 Birth to 36 months: Boys
 Head circumference-for-age percentiles

Name _____

Record _____



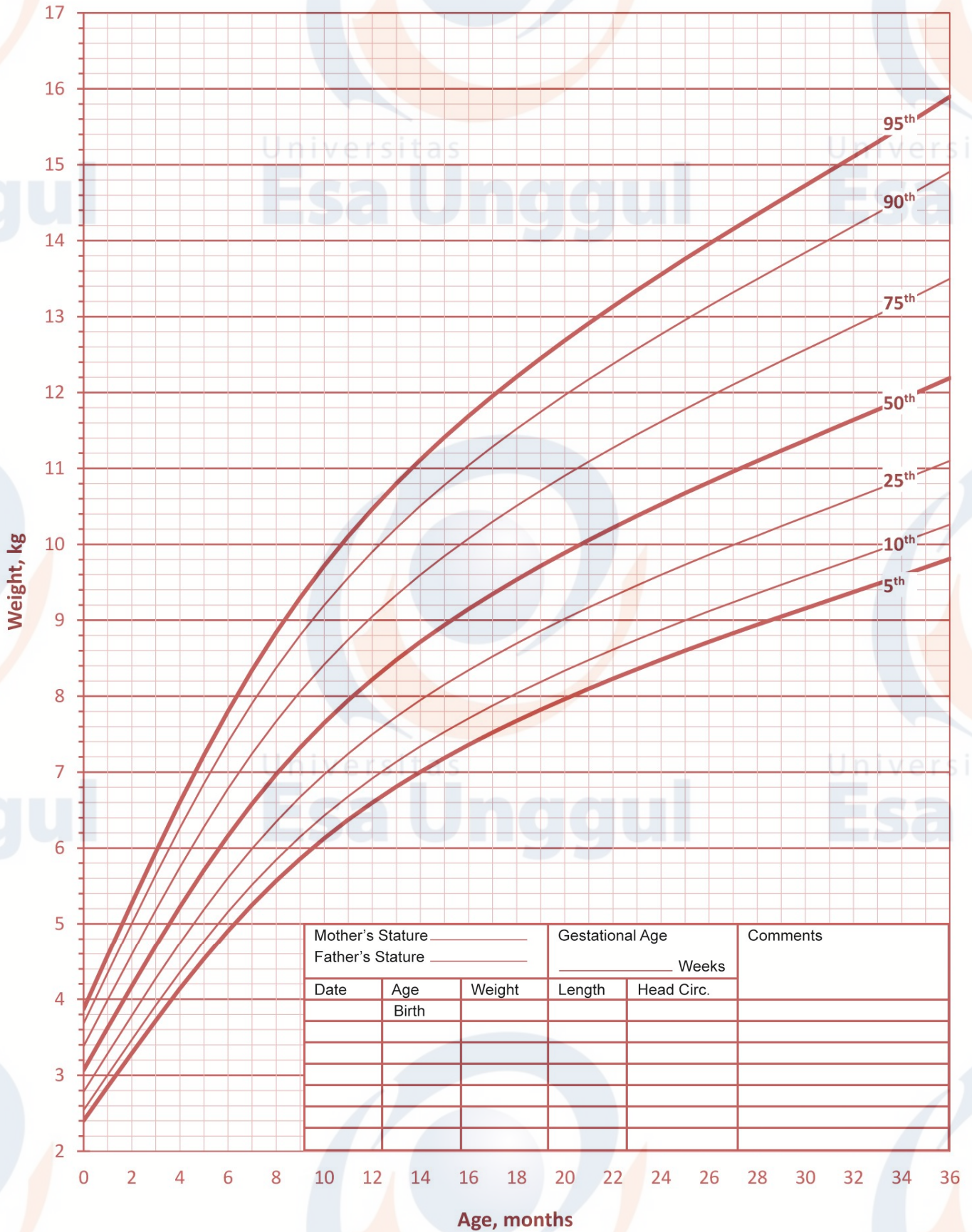
Published October 2015.
 Source: Zemel BS, Papan M, Stallings VA, Hall W, Schgadt K, Freedman DS, Thorpe P. Growth Charts for Children with Down Syndrome in the U.S. Pediatrics, 2015. CS260242-A

Growth Charts for Children with Down Syndrome

Birth to 36 months: Girls
Weight-for-age percentiles

Name _____

Record _____



Published October 2015.

Source: Zemel BS, Pipan M, Stallings VA, Hall W, Schgadt K, Freedman DS, Thorpe P. Growth Charts for Children with Down Syndrome in the U.S. Pediatrics, 2015.

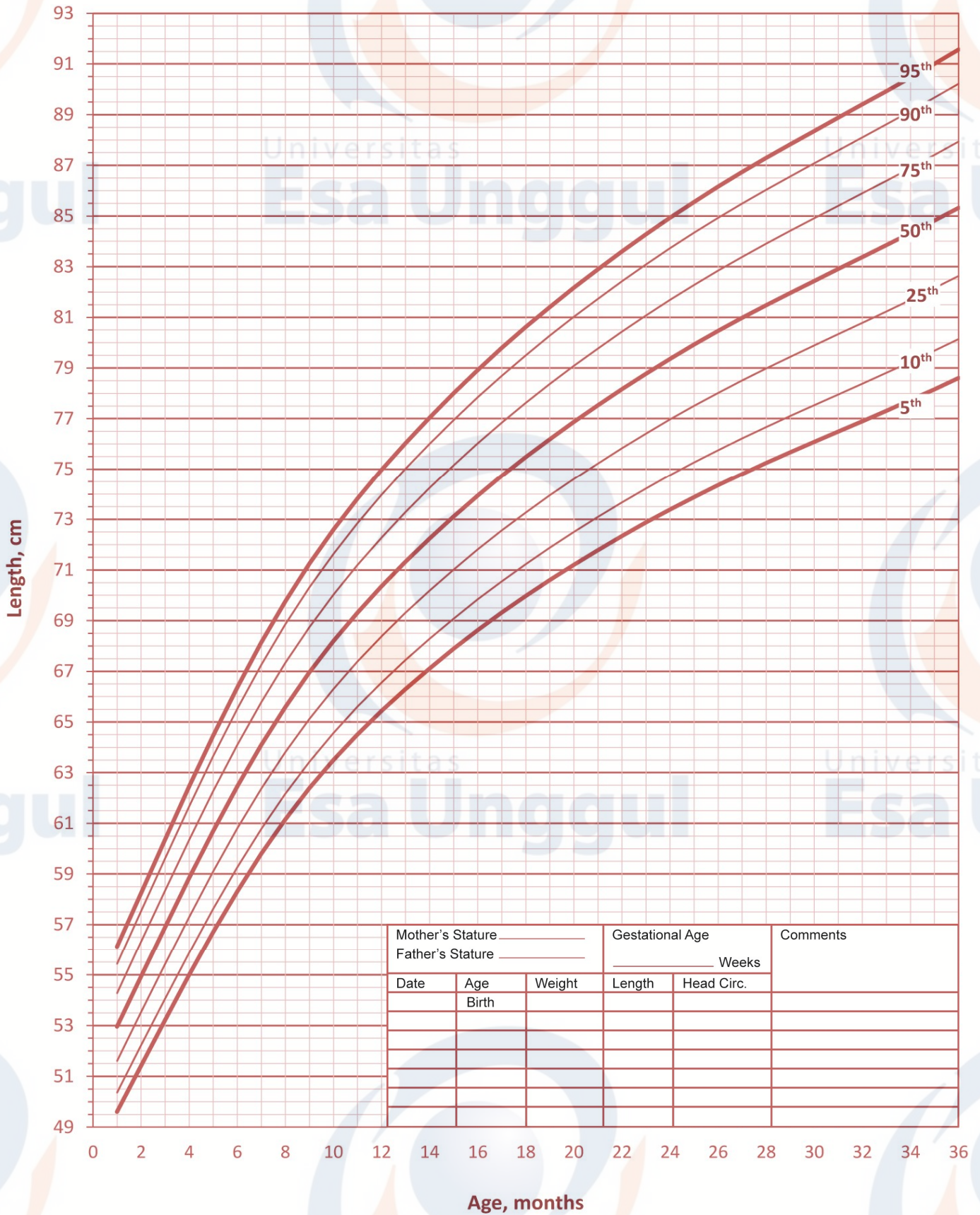
CS260242-B

Growth Charts for Children with Down Syndrome

Birth to 36 months: Girls
Length-for-age percentiles

Name _____

Record _____



Published October 2015.

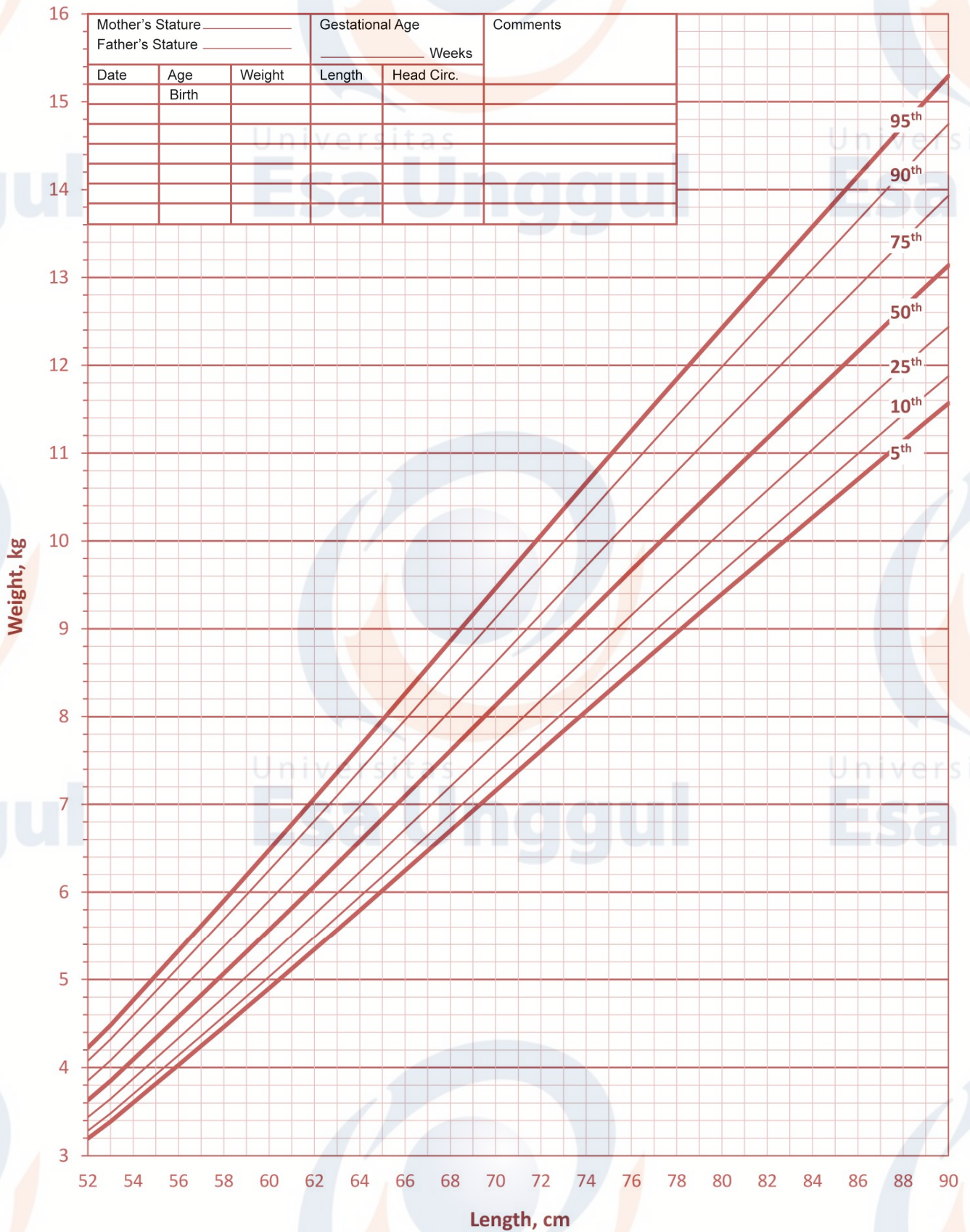
Source: Zemel BS, Pipan M, Stallings VA, Hall W, Schgadt K, Freedman DS, Thorpe P. Growth Charts for Children with Down Syndrome in the U.S. Pediatrics, 2015.

CS260242-B

Growth Charts for Children with Down Syndrome
 0 to 36 months: Girls
 Weight-for-length percentiles

Name _____

Record _____

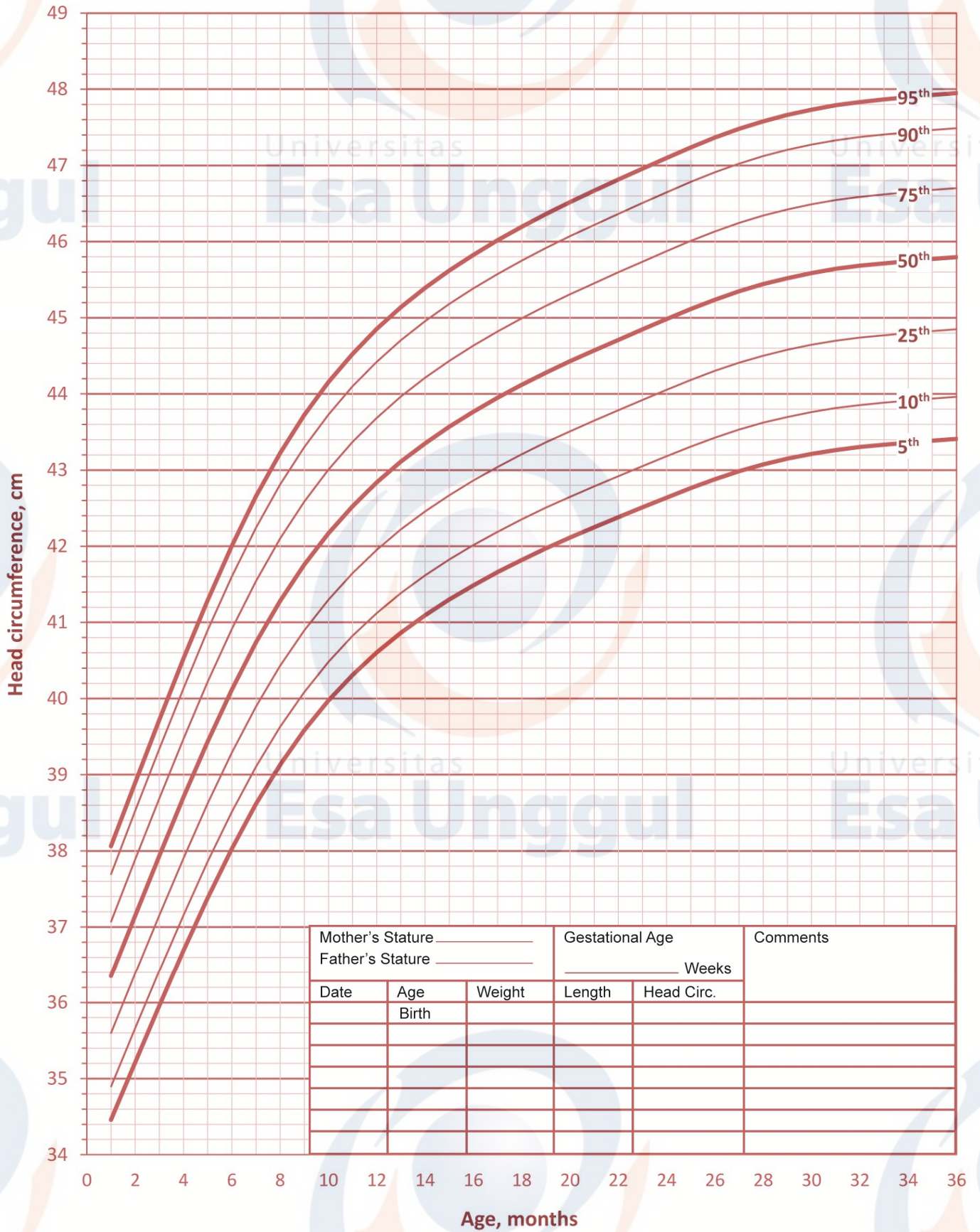


Published October 2015.
 Source: Zemel BS, Pipan M, Stallings VA, Hall W, Schgadt K, Freedman DS, Thorpe P. Growth Charts for Children with Down Syndrome in the U.S. Pediatrics, 2015.
 CS260242-B

Growth Charts for Children with Down Syndrome
 Birth to 36 months: Girls
 Head circumference-for-age percentiles

Name _____

Record _____

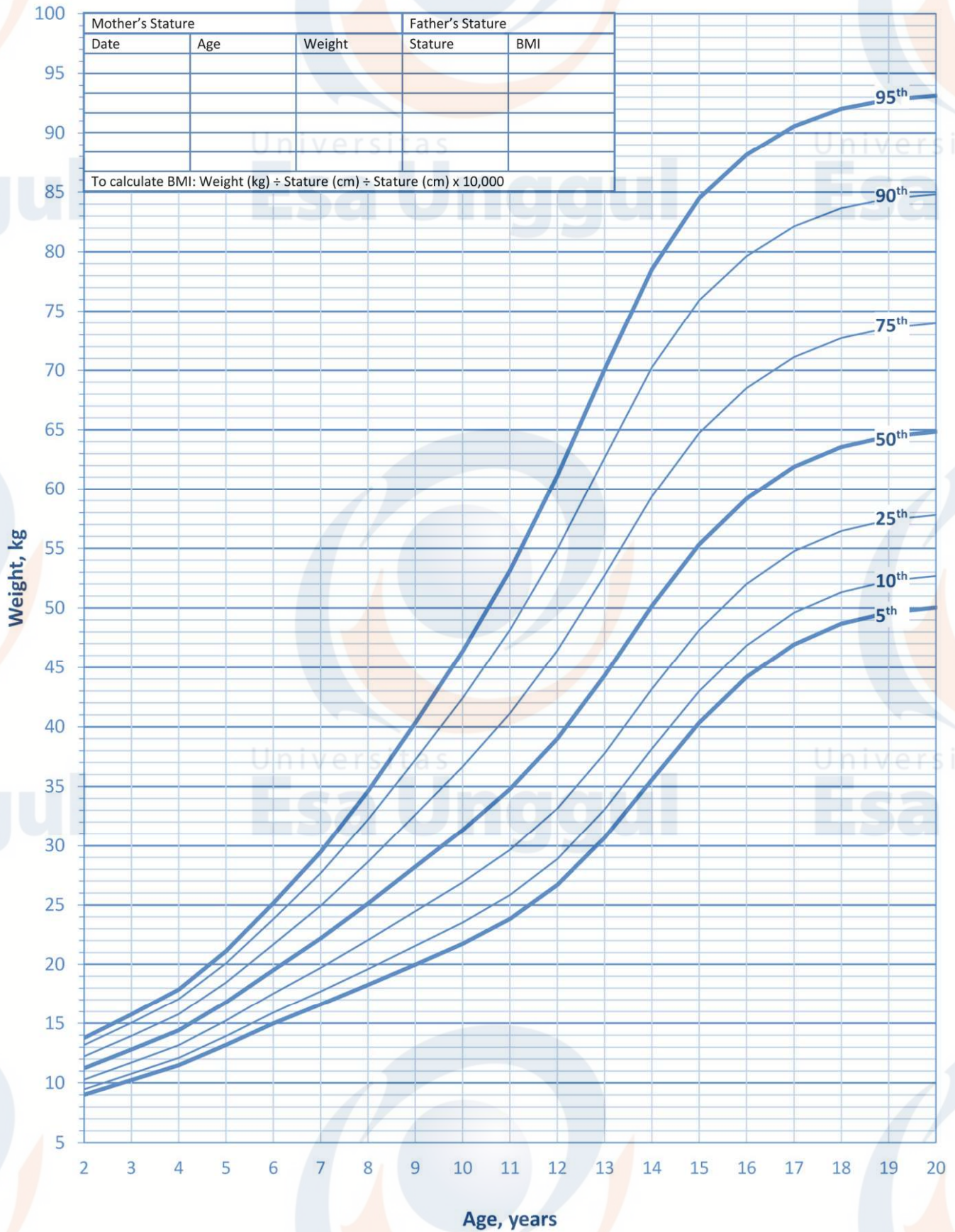


Published October 2015.
 Source: Zemel BS, Pipan M, Stallings VA, Hall W, Schgadt K, Freedman DS, Thorpe P. Growth Charts for Children with Down Syndrome in the U.S. Pediatrics, 2015.
 CS260242-B

Growth Charts for Children with Down Syndrome
 2 to 20 years: Boys
 Weight-for-age percentiles

Name _____

Record _____



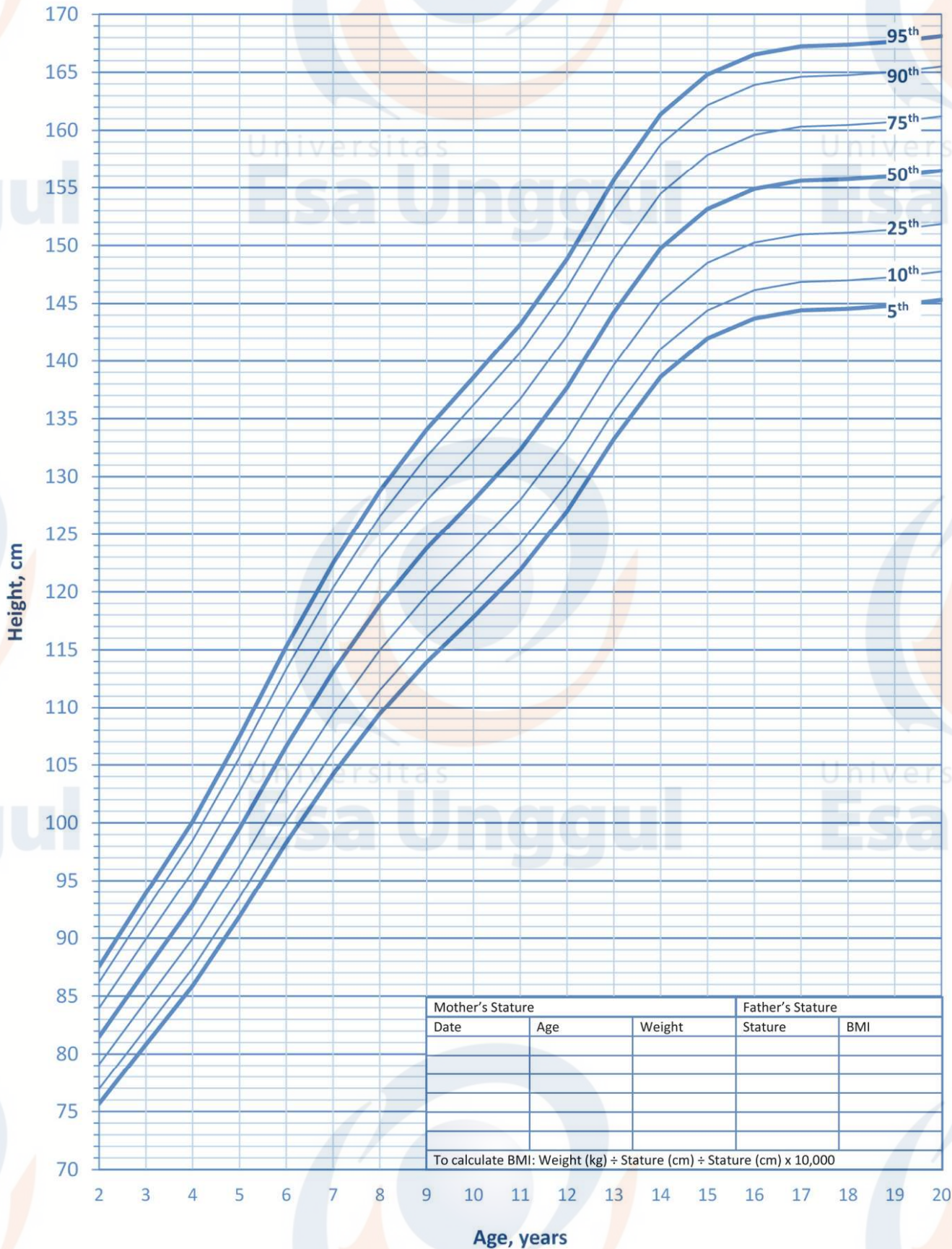
Published October 2015.

Source: Zemel BS, Papan M, Stallings VA, Hall W, Schgadt K, Freedman DS, Thorpe P. Growth Charts for Children with Down Syndrome in the U.S. Pediatrics, 2015. CS260242-A

Growth Charts for Children with Down Syndrome
 2 to 20 years: Boys
 Height-for-age percentiles

Name _____

Record _____

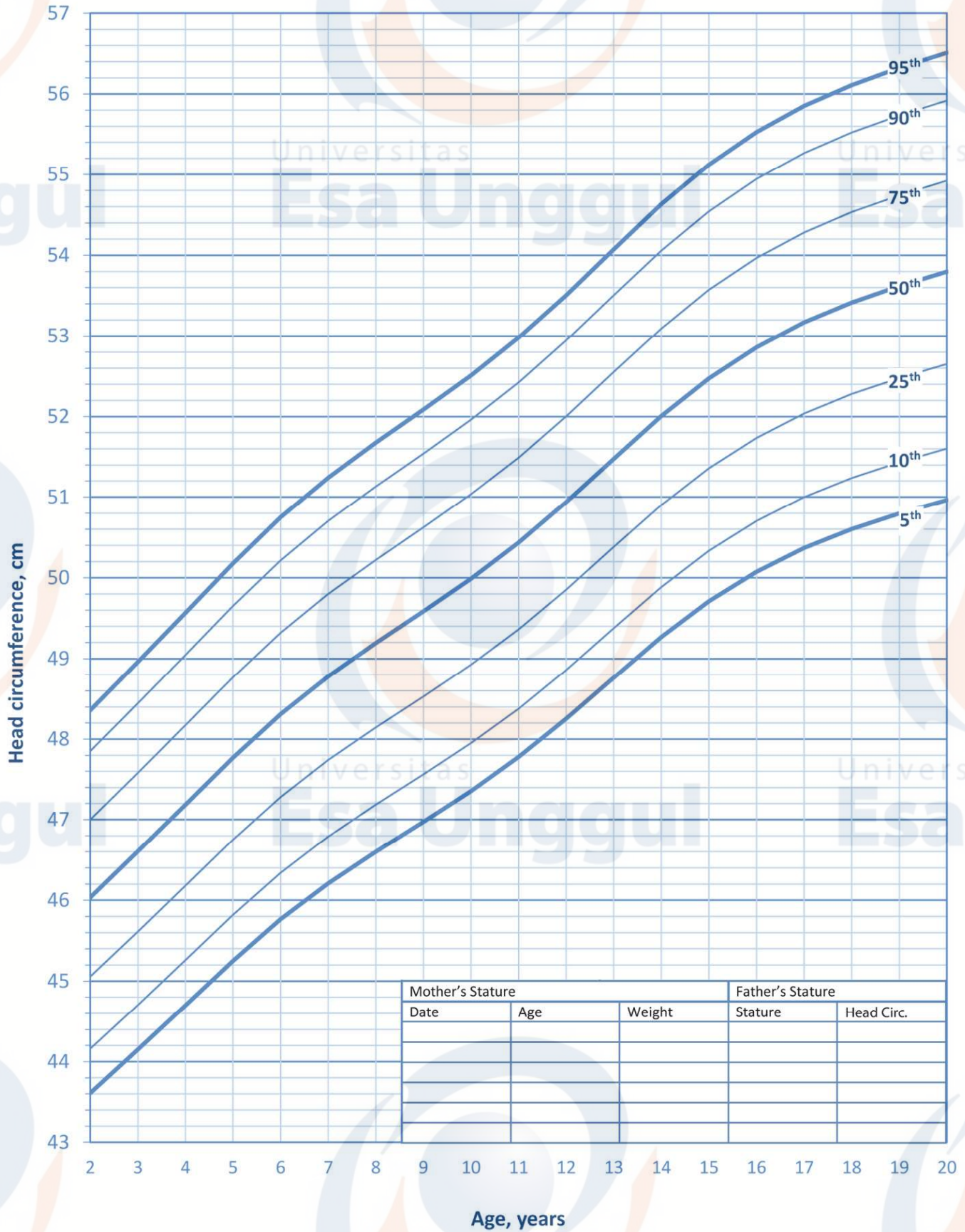


Published October 2015.
 Source: Zemel BS, Papan M, Stallings VA, Hall W, Schgadt K, Freedman DS, Thorpe P. Growth Charts for Children with Down Syndrome in the U.S. Pediatrics, 2015. CS260242-A

Growth Charts for Children with Down Syndrome
 2 to 20 years: Boys
 Head circumference-for-age percentiles

Name _____

Record _____



Published October 2015.

Source: Zemel BS, Pipan M, Stallings VA, Hall W, Schgadt K, Freedman DS, Thorpe P. Growth Charts for Children with Down Syndrome in the U.S. Pediatrics, 2015. CS260242-A

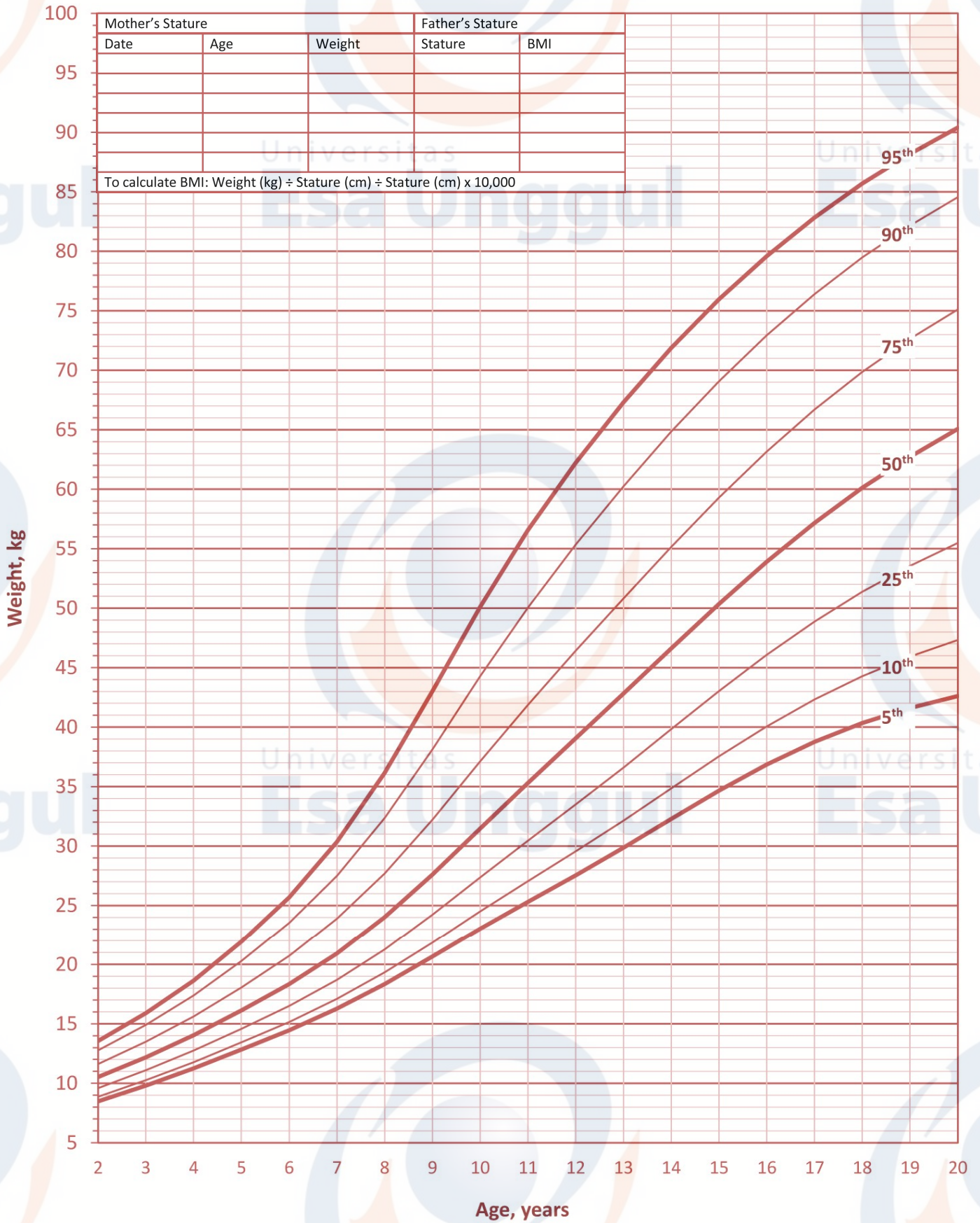
Growth Charts for Children with Down Syndrome

2 to 20 years: Girls

Weight-for-age percentiles

Name _____

Record _____



Published October 2015.

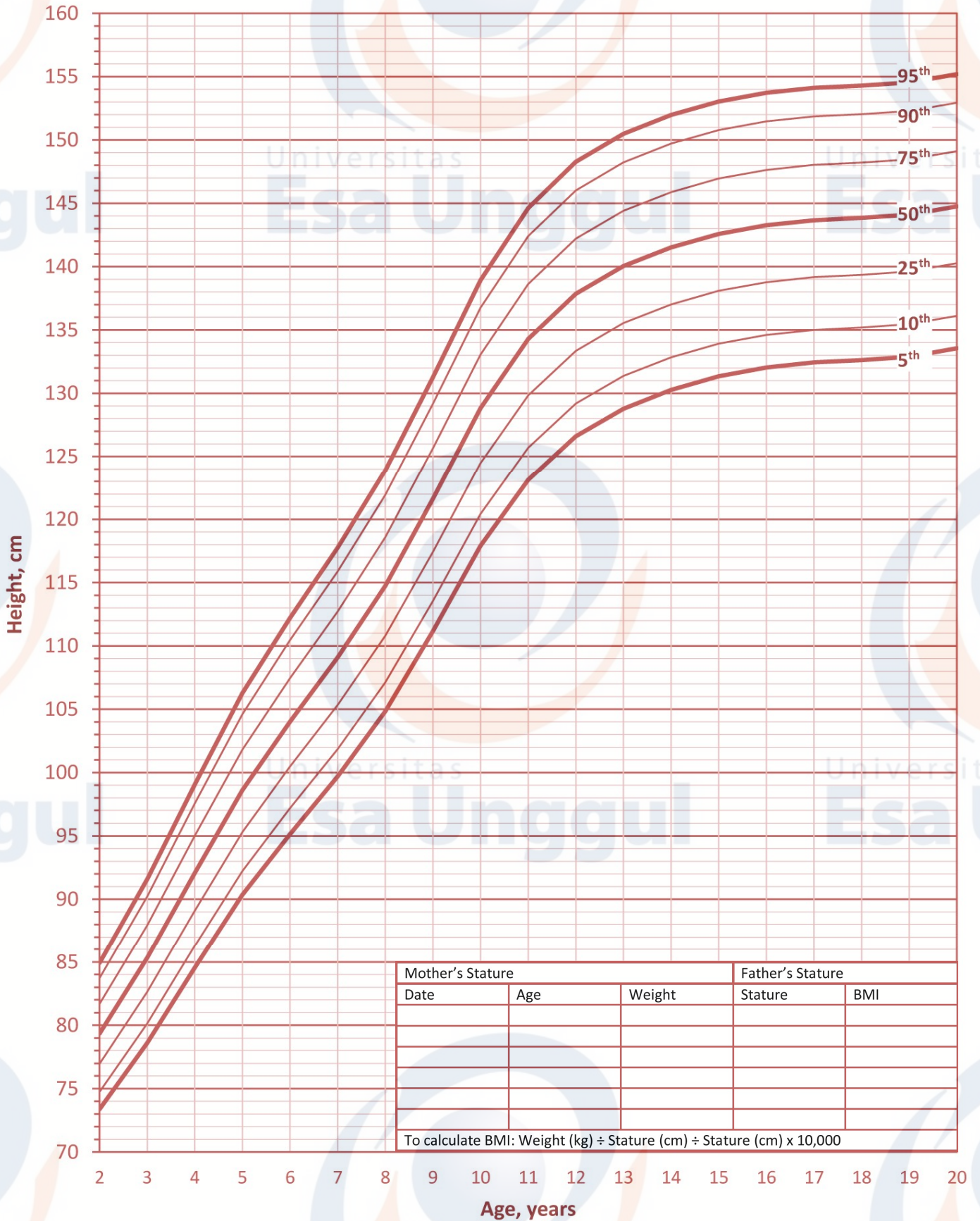
Source: Zemel BS, Pipan M, Stallings VA, Hall W, Schgadt K, Freedman DS, Thorpe P. Growth Charts for Children with Down Syndrome in the U.S. Pediatrics, 2015.

CS260242-B

Growth Charts for Children with Down Syndrome
 2 to 20 years: Girls
 Height-for-age percentiles

Name _____

Record _____

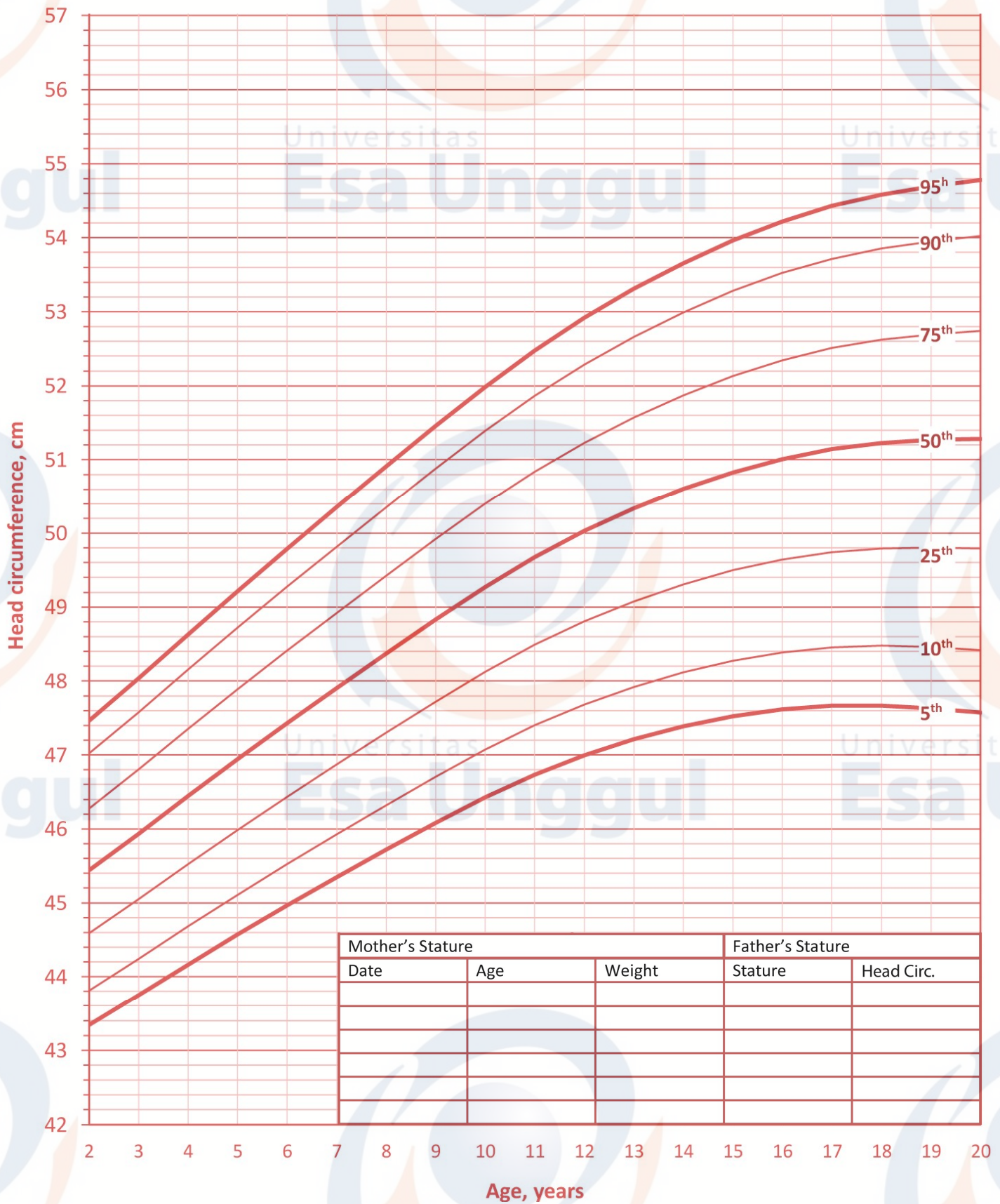


Published October 2015.
 Source: Zemel BS, Pipan M, Stallings VA, Hall W, Schgadt K, Freedman DS, Thorpe P. Growth Charts for Children with Down Syndrome in the U.S. Pediatrics, 2015.
 CS260242-B

Growth Charts for Children with Down Syndrome
 2 to 20 years: Girls
 Head circumference-for-age percentiles

Name _____

Record _____



Published October 2015.

Source: Zemel BS, Pipan M, Stallings VA, Hall W, Schgadt K, Freedman DS, Thorpe P. Growth Charts for Children with Down Syndrome in the U.S. Pediatrics, 2015.

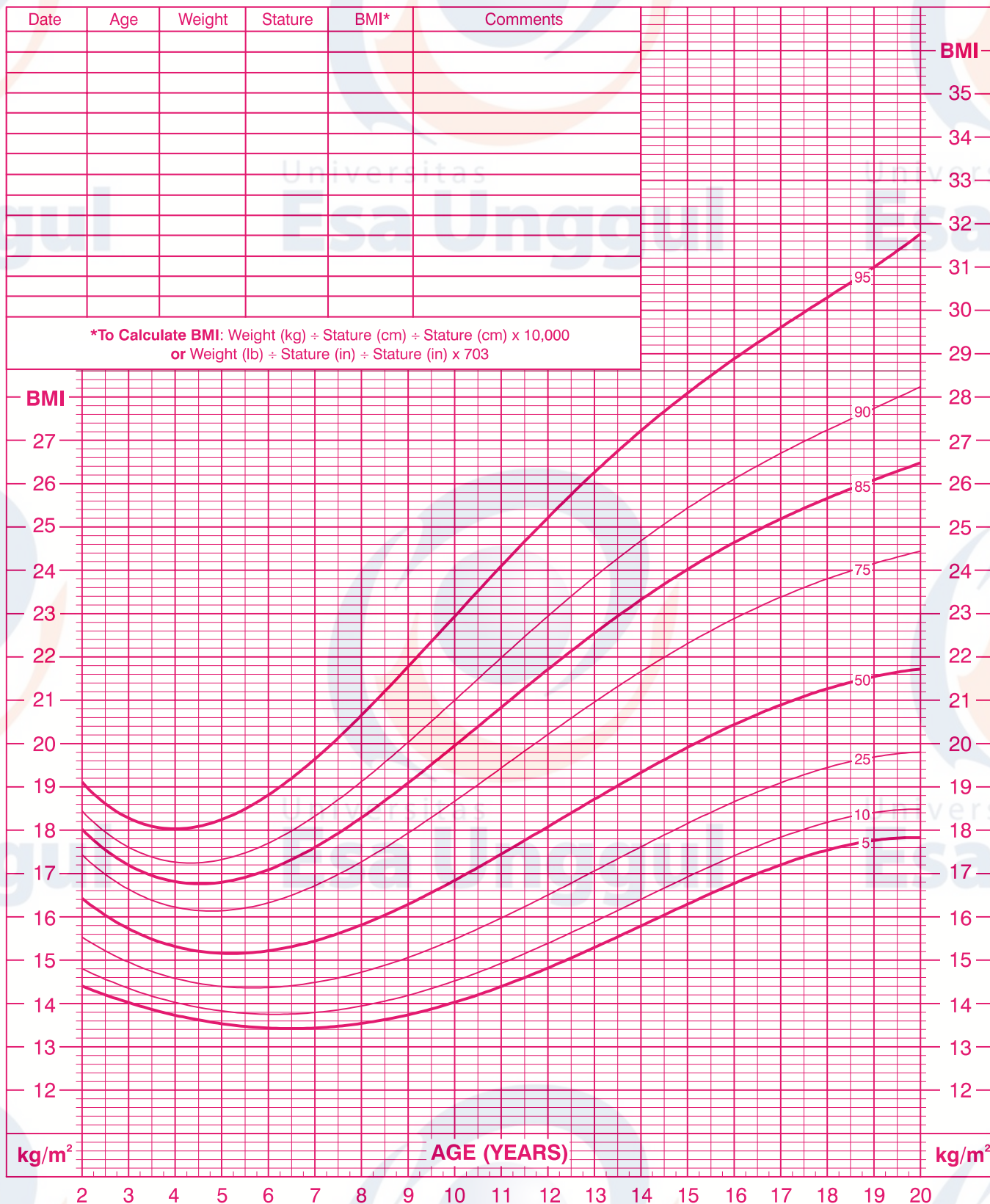
CS260242-B

2 to 20 years: Girls

Body mass index-for-age percentiles

NAME _____

RECORD # _____



Published May 30, 2000 (modified 10/16/00).
 SOURCE: Developed by the National Center for Health Statistics in collaboration with
 the National Center for Chronic Disease Prevention and Health Promotion (2000).
<http://www.cdc.gov/growthcharts>



PENENTUAN STATUS GIZI

Grafik Pertumbuhan	Nilai Persentil	Status Gizi
PB atau TB/umur	<5 th Percentile	Pendek
Lingkar kepala/Umur	<5 th Percentile >95 th Percentile	Terdapat masalah perkembangan
BMI/Umur	<5 th Percentile 85 th -< 95 th Percentile ≥95 th Percentile	Underweight Overweight Obesitas
BB/PB atau TB	<5 th Percentile >95 th Percentile	Underweight Overweight



Universitas
Esa Unggul

Universitas
Esa Unggul

Universitas
Esa Unggul

Universitas
Esa Unggul

Universitas
Esa Unggul

Universitas
Esa Unggul

Universitas
Esa Unggul

Universitas
Esa Unggul

Universitas
Esa Unggul