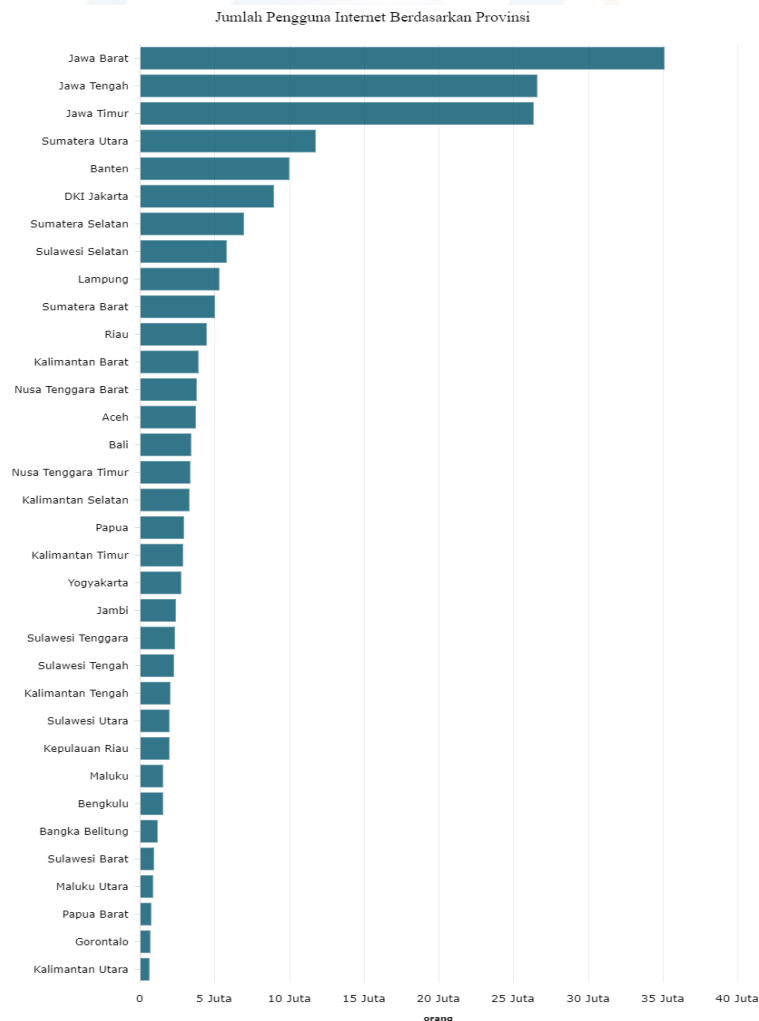


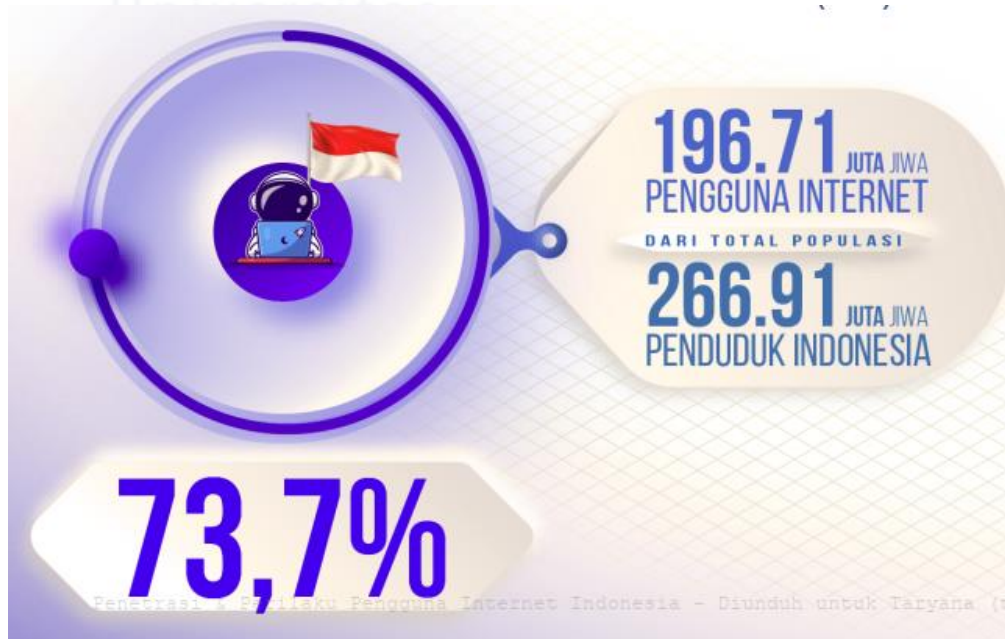
LAMPIRAN

Pengguna Pengguna Internet di Indonesia Capai 196,7 Juta

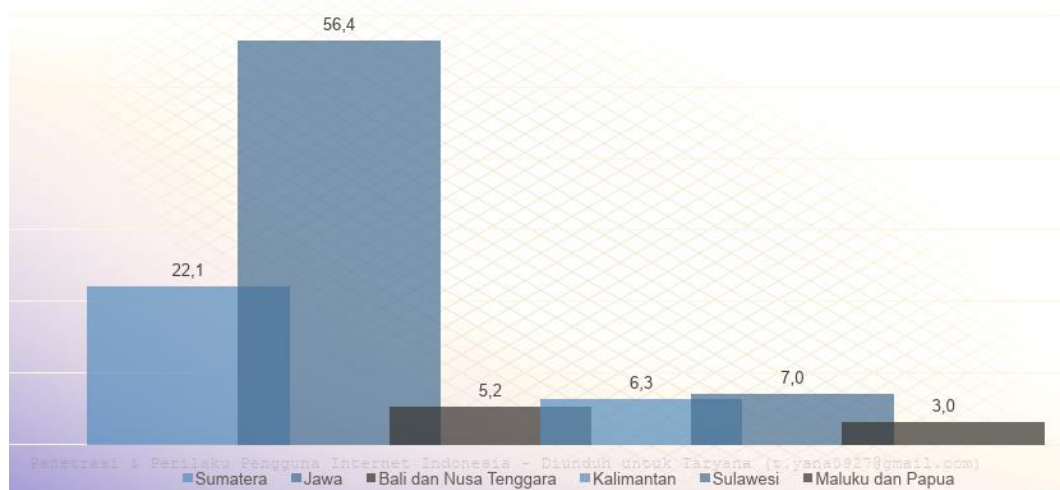
Hasil survei Asosiasi Penyelenggara Jasa Internet Indonesia (APJII) periode 2019-kuartal II/2020 mencatat, jumlah pengguna internet di Indonesia mencapai 196,7 juta jiwa. Jumlah ini meningkat 23,5 juta atau 8,9% dibandingkan pada 2018 lalu. Jumlah pengguna internet paling banyak berasal dari provinsi Jawa Barat, yakni 35,1 juta orang. Posisi itu disusul Jawa Tengah dengan 26,5 juta orang. Lalu Jawa Timur, jumlah dengan 23,4 juta orang. Sementara, jumlah pengguna internet di Sumatera Utara mencapai 11,7 juta orang dan di Banten mencapai 9,98 juta orang. Adapun, jumlah pengguna internet di Jakarta mencapai 8,9 juta orang. Survei APJII melalui kuesioner dan wawancara terhadap 7.000 sampel, dengan tingkat toleransi kesalahan (margin of error) 1,27%. Riset dilakukan pada 2-25 Juni 2020.



Penetrasi Penggunaan Internet Tahun 2018



Kontribusi Penetrasi Internet per Wilayah dari Total Penetrasi 2019-2020



BEBAN PEMASARAN	COST BIAYA	Qty	TOTAL/Year	TOTAL BIAYA															
				49	50	51	52	53	54	55	56	57	58	59	60				
CAMPAIGN																			
Venue Olahraga	Rp20.000.000	5	Rp 351.384.000	Rp 29.282.000	Rp 29.282.000	Rp 32.210.200	Rp 35.431.220	Rp 38.974.342	Rp 42.871.776	Rp 47.158.954	Rp 51.874.849	Rp 57.062.334	Rp 62.768.568	Rp 69.045.424	Rp 75.949.967				
Dipora	Rp10.000.000	12	Rp 175.692.000	Rp 14.641.000	Rp 14.641.000	Rp 16.105.100	Rp 17.715.610	Rp 19.487.171	Rp 21.435.888	Rp 23.579.477	Rp 25.937.425	Rp 28.531.167	Rp 31.384.284	Rp 34.522.712	Rp 37.974.983				
Komite Olah Raga Nasional Indonesia	Rp10.000.000	12	Rp 175.692.000	Rp 14.641.000	Rp 14.641.000	Rp 16.105.100	Rp 17.715.610	Rp 19.487.171	Rp 21.435.888	Rp 23.579.477	Rp 25.937.425	Rp 28.531.167	Rp 31.384.284	Rp 34.522.712	Rp 37.974.983				
Organisasi Olah raga Indonesia	Rp10.000.000	12	Rp 175.692.000	Rp 14.641.000	Rp 14.641.000	Rp 16.105.100	Rp 17.715.610	Rp 19.487.171	Rp 21.435.888	Rp 23.579.477	Rp 25.937.425	Rp 28.531.167	Rp 31.384.284	Rp 34.522.712	Rp 37.974.983				
Asosiasi Olahraga Video Game Indonesia	Rp10.000.000	12	Rp 175.692.000	Rp 14.641.000	Rp 14.641.000	Rp 16.105.100	Rp 17.715.610	Rp 19.487.171	Rp 21.435.888	Rp 23.579.477	Rp 25.937.425	Rp 28.531.167	Rp 31.384.284	Rp 34.522.712	Rp 37.974.983				
Kampus dan sekolah	Rp10.000.000	12	Rp 175.692.000	Rp 14.641.000	Rp 14.641.000	Rp 16.105.100	Rp 17.715.610	Rp 19.487.171	Rp 21.435.888	Rp 23.579.477	Rp 25.937.425	Rp 28.531.167	Rp 31.384.284	Rp 34.522.712	Rp 37.974.983				
DIGITAL MARKETING																			
Google Adw	Rp24.000.000	12	Rp 421.660.800	Rp 35.138.400	Rp 38.652.240	Rp 42.517.464	Rp 46.769.210	Rp 51.446.131	Rp 56.590.745	Rp 62.249.819	Rp 68.474.801	Rp 75.322.281	Rp 82.854.509	Rp 91.139.960	Rp 100.253.956				
Facebook & Instagram	Rp33.000.000	12	Rp 579.783.600	Rp 48.315.300	Rp 53.146.830	Rp 58.461.513	Rp 64.307.664	Rp 70.738.431	Rp 77.812.274	Rp 85.593.501	Rp 94.152.851	Rp 103.568.136	Rp 113.924.950	Rp 125.317.445	Rp 137.849.190				
Youtube	Rp33.000.000	12	Rp 579.783.600	Rp 48.315.300	Rp 53.146.830	Rp 58.461.513	Rp 64.307.664	Rp 70.738.431	Rp 77.812.274	Rp 85.593.501	Rp 94.152.851	Rp 103.568.136	Rp 113.924.950	Rp 125.317.445	Rp 137.849.190				
Buzzer	Rp15.000.000	12	Rp 263.538.000	Rp 21.961.500	Rp 24.157.650	Rp 26.573.415	Rp 29.230.757	Rp 32.153.832	Rp 35.369.215	Rp 38.906.137	Rp 42.796.751	Rp 47.076.426	Rp 51.784.068	Rp 56.962.475	Rp 62.658.723				
Bumper	Rp25.000.000	12	Rp 439.230.000	Rp 36.602.500	Rp 40.262.750	Rp 44.289.025	Rp 48.717.928	Rp 53.589.720	Rp 58.948.692	Rp 64.843.562	Rp 71.327.918	Rp 78.460.709	Rp 86.306.780	Rp 94.937.458	Rp 104.431.204				
Endorse	Rp66.000.000	12	Rp 1.159.567.200	Rp 96.630.600	Rp 106.293.660	Rp 116.923.026	Rp 128.615.329	Rp 141.476.861	Rp 155.624.548	Rp 171.187.002	Rp 188.305.703	Rp 207.136.273	Rp 227.849.900	Rp 250.634.890	Rp 275.698.379				
ADUBS	Rp100.000.000	12	Rp 1.756.920.000	Rp 146.410.000	Rp 161.051.000	Rp 177.156.100	Rp 194.871.710	Rp 214.358.881	Rp 235.794.769	Rp 259.374.246	Rp 285.511.671	Rp 313.842.838	Rp 345.227.121	Rp 379.749.834	Rp 417.724.817				
SPONSORSHIP - PROMO - EVENT																			
Weekdays Promo (Discount 20%)	Rp20.000.000	24	Rp 702.768.000	Rp 58.564.000	Rp 64.420.400	Rp 70.862.440	Rp 77.948.684	Rp 85.743.552	Rp 94.317.908	Rp 103.749.698	Rp 114.124.668	Rp 125.537.135	Rp 138.090.849	Rp 151.899.933	Rp 167.089.927				
Ramadhan Sehat (discount 40%)	Rp40.000.000	24	Rp 1.405.536.000	Rp 117.128.000	Rp 128.840.800	Rp 141.724.880	Rp 155.897.368	Rp 171.487.105	Rp 188.635.815	Rp 207.499.397	Rp 228.249.336	Rp 251.074.270	Rp 276.181.697	Rp 303.799.867	Rp 334.179.854				
Tahun ajaran baru(Discount 10% + 20 %)	Rp12.720.000	24	Rp 446.960.448	Rp 37.246.704	Rp 40.971.374	Rp 45.068.512	Rp 49.575.363	Rp 54.532.899	Rp 59.986.189	Rp 65.984.808	Rp 72.583.289	Rp 79.841.618	Rp 87.825.780	Rp 96.608.358	Rp 106.269.193				
Hari Olahraga Nasional (Discount 30%)	Rp30.000.000	12	Rp 527.076.000	Rp 43.923.000	Rp 48.315.300	Rp 53.146.830	Rp 58.461.513	Rp 64.307.664	Rp 70.738.431	Rp 77.812.274	Rp 85.593.501	Rp 94.152.851	Rp 103.568.136	Rp 113.924.950	Rp 125.317.445				
Hari Pelanggan Nasional (Discount 30%)	Rp30.000.000	12	Rp 527.076.000	Rp 43.923.000	Rp 48.315.300	Rp 53.146.830	Rp 58.461.513	Rp 64.307.664	Rp 70.738.431	Rp 77.812.274	Rp 85.593.501	Rp 94.152.851	Rp 103.568.136	Rp 113.924.950	Rp 125.317.445				
Hari Belanja Online Nasional (Discount 50%)	Rp50.000.000	24	Rp 1.756.920.000	Rp 146.410.000	Rp 161.051.000	Rp 177.156.100	Rp 194.871.710	Rp 214.358.881	Rp 235.794.769	Rp 259.374.246	Rp 285.511.671	Rp 313.842.838	Rp 345.227.121	Rp 379.749.834	Rp 417.724.817				
Hari Libur Natal dan Tahun Baru (Discount 25%) (berlaku pada 1000 pengguna pertama)	Rp25.000.000	12	Rp 439.230.000	Rp 36.602.500	Rp 40.262.750	Rp 44.289.025	Rp 48.717.928	Rp 53.589.720	Rp 58.948.692	Rp 64.843.562	Rp 71.327.918	Rp 78.460.709	Rp 86.306.780	Rp 94.937.458	Rp 104.431.204				
JUMLAH			Rp 12.235.893.648	Rp 1.019.657.804	Rp 1.111.374.884	Rp 1.222.512.373	Rp 1.344.763.610	Rp 1.479.239.971	Rp 1.627.163.968	Rp 1.789.880.365	Rp 1.968.868.402	Rp 2.165.755.242	Rp 2.382.330.766	Rp 2.620.563.843	Rp 2.882.620.227				

Lampiran BAB V – Marketin Target

1	2	3	4	5	6	7	8	9	10	11	12
182.842.188	182.842.188	182.842.188	182.842.188	182.842.188	182.842.188	182.842.188	182.842.188	182.842.188	182.842.188	182.842.188	182.842.188
184.971.354	184.971.354	184.971.354	184.971.354	184.971.354	184.971.354	184.971.354	184.971.354	184.971.354	184.971.354	184.971.354	184.971.354
328.690.104	328.690.104	328.690.104	328.690.104	328.690.104	328.690.104	328.690.104	328.690.104	328.690.104	328.690.104	328.690.104	328.690.104
231.546.875	231.546.875	231.546.875	231.546.875	231.546.875	231.546.875	231.546.875	231.546.875	231.546.875	231.546.875	231.546.875	231.546.875
206.263.021	206.263.021	206.263.021	206.263.021	206.263.021	206.263.021	206.263.021	206.263.021	206.263.021	206.263.021	206.263.021	206.263.021
260.822.917	260.822.917	260.822.917	260.822.917	260.822.917	260.822.917	260.822.917	260.822.917	260.822.917	260.822.917	260.822.917	260.822.917
122.427.083	122.427.083	122.427.083	122.427.083	122.427.083	122.427.083	122.427.083	122.427.083	122.427.083	122.427.083	122.427.083	122.427.083
87.828.125	87.828.125	87.828.125	87.828.125	87.828.125	87.828.125	87.828.125	87.828.125	87.828.125	87.828.125	87.828.125	87.828.125
85.166.667	85.166.667	85.166.667	85.166.667	85.166.667	85.166.667	85.166.667	85.166.667	85.166.667	85.166.667	85.166.667	85.166.667
25.816.146	25.816.146	25.816.146	25.816.146	25.816.146	25.816.146	25.816.146	25.816.146	25.816.146	25.816.146	25.816.146	25.816.146
9.048.958	9.048.958	9.048.958	9.048.958	9.048.958	9.048.958	9.048.958	9.048.958	9.048.958	9.048.958	9.048.958	9.048.958
5.322.917	5.322.917	5.322.917	5.322.917	5.322.917	5.322.917	5.322.917	5.322.917	5.322.917	5.322.917	5.322.917	5.322.917
1.547.904.167	1.730.746.354	1.730.746.354	1.730.746.354	1.730.746.354	1.730.746.354	1.730.746.354	1.730.746.354	1.730.746.354	1.730.746.354	1.730.746.354	1.730.746.354

Lampiran BAB V – Sales Revenue

ECOMMERCE	YEAR 1	YEAR 2	YEAR 3	YEAR 3	YEAR 4	YEAR 5
Unit Produk				3.500	4.200	5.040
Sales				21.000.000.000	25.200.000.000	30.240.000.000
Komisi 10%				2.100.000.000	2.520.000.000	3.024.000.000

Lampiran BAB V- Valuation Revenue

JUMLAH DOWNLOD	6 MTH	YEAR 1	YEAR 2	YEAR 3	YEAR 4	YEAR 5
Campagin	11.687	23.373	30.385	39.500	51.350	66.756
Digital Marketing	198.450	396.900	515.970	670.761	871.989	1.133.586
Promo	2.410	4.820	6.266	8.146	10.590	13.766
Jumlah	212.547	425.093	552.621	718.407	933.929	1.214.108
User Unik					145.499	145.499
Valuation					135.885.579.566	176.651.253.435

Lampiran BAB V- Comparabel User Unik

STARUP	DOWNLOAD	USER UNIK	LAYANAN	USER UNIK/ORANG
TOKOPEDIA	51.000.000	2.176.471	20	108.824
TRAVELOKA	40.000.000	4.000.000	18	222.222
GOJEK	60.000.000	2.319.913	22	105.451
AVERAGE USER UNIK				145.499

Lampiran BAB V – Revenu Arena Corner

PRODUK	HARGA	JUMLAH VENUE	ASUMSI	REVENUE	TOTAL BIAYA PROMOSI				
			30%	35%	YEAR 1	YEAR 2	YEAR 3	YEAR 4	YEAR 5
GROUP SPORT									
Futsal	150.000	229	69	1.316.463.750	1.316.463.750	1.448.110.125	1.592.921.138	1.752.213.251	1.927.434.576
Lapangan Bola	250.000	139	42	1.331.793.750	1.331.793.750	1.464.973.125	1.611.470.438	1.772.617.481	1.949.879.229
Badminton	250.000	247	74	2.366.568.750	2.366.568.750	2.603.225.625	2.863.548.188	3.149.903.006	3.464.893.307
Tennis	250.000	174	52	1.667.137.500	1.667.137.500	1.833.851.250	2.017.236.375	2.218.960.013	2.440.856.014
Basket	250.000	155	47	1.485.093.750	1.485.093.750	1.633.603.125	1.796.963.438	1.976.659.781	2.174.325.759
Volley	250.000	196	59	1.877.925.000	1.877.925.000	2.065.717.500	2.272.289.250	2.499.518.175	2.749.469.993
INDIVIDUAL									
Fitness	100.000	230	115	1.469.125.000	1.469.125.000	1.616.037.500	1.777.641.250	1.955.405.375	2.150.945.913
Yoga	100.000	165	83	1.053.937.500	1.053.937.500	1.159.331.250	1.275.264.375	1.402.790.813	1.543.069.894
Zumba	100.000	160	80	1.022.000.000	1.022.000.000	1.124.200.000	1.236.620.000	1.360.282.000	1.496.310.200
Berenang	50.000	97	49	309.793.750	309.793.750	340.773.125	374.850.438	412.335.481	453.569.029
Driving range Golf	100.000	17	9	108.587.500	108.587.500	119.446.250	131.390.875	144.529.963	158.982.959
Bowling	100.000	10	5	63.875.000	63.875.000	70.262.500	77.288.750	85.017.625	93.519.388
TOTAL :				14.072.301.250	14.072.301.250	15.479.531.375	17.027.484.513	18.730.232.964	20.603.256.260
ECOMMERCE									
Unit Produk							2500	3000	3600
Sales	500.000						15.000.000.000	18.000.000.000	21.600.000.000
Komisi 10%							1.500.000.000	1.800.000.000	2.160.000.000
VALUASION REVENUE									
Valuation User Unik								135.885.579.566	176.651.253.435
TOTAL REVENUE					14.072.301.250	15.479.531.375	18.527.484.513	156.415.812.529	199.414.509.695

Lampiran BAB V – Valuation Revenu

JUMLAH DOWNLOD	6 MTH	TAHUN I	TAHUN II	TAHUN III	TAHUN IV	TAHUN V
Campagin	11.687	23.373	30.385	39.500	51.350	66.756
Digital Marketing	198.450	396.900	515.970	670.761	871.989	1.133.586
Promo	2.410	4.820	6.266	8.146	10.590	13.766
Jumlah	212.547	425.093	552.621	718.407	933.929	1.214.108
User Unik					145.499	145.499
Valuation					135.885.579.566	176.651.253.435

Lampiran BAB V – Comparable Valuation User Unic

STARUP	VALUASI	DOWNLOAD	USER UNIK	LAYANAN	USER/ORANG
TOKOPEDIA	111.000.000.000.000	51.000.000	2.176.471	20	108.824
TRAVELOKA	160.000.000.000.000	40.000.000	4.000.000	18	222.222
GOJEK	139.194.788.320.000	60.000.000	2.319.913	22	105.451
AVERAGE USER UNIK					145.499

Lampiran BAB VI - Tahapan Pendirian PT. Arena Corner

Alur	Tahapan Keterangan
Pengajuan Nama Perseroan Terbatas	<ul style="list-style-type: none"> • Pengajuan nama didaftarkan oleh Notaris melalui Sistem Administrasi Badan Hukum (Sisminbakum) Kemenkumham melalui sistem online.
Pembuatan Akta Perusahaan	<ul style="list-style-type: none"> • Permohonan pendirian Perseoran Terbatas dapat diajukan kepada Notaris dengan • membawa kelengkapan data anggaran dasar perusahaan dan pesyaratan yang dibutuhkan untuk dibuatkan Akta Pendirian Perseroan Terbatas. • Notaris akan membuat notulen atau salinan anggaran dasar Perseroan Terbatas yang sama isinya dengan Akta Pendirian untuk ditandatangani. Pada tahap ini pada pendiri atau kuasa • dapat melakukan koreksi kepada Notaris jika terdapat kesalahan dalam penulisan. • Notaris akan membuat dan mengeluarkan Akta Otentik yaitu Akta Pendirian Perseroan Terbtas yang ditandatangani dan dibubuhi stempel oleh Notaris. • Akta Pendirian yang memuat Anggaran Dasar Perseroan Terbatas kemudian diajukan oleh Notaris kepada Notaris kepada Menteri untuk mendapatkan pengesahan sebagai Badan Hukum sesuai Undang-Undang PT Nomor 40 Tahun 2007 tentang Perseroan Terbatas. • Perseroan Terbatas mendapatkan status sebagai Badan Hukum setelah mendapatkan pengesahan dengan dikeluarkannya SK Menteri Hukum dan HAM RI.
SK Pengesahan Akte Pendirian Perusahaan Dari Departemen Hukum dan HAM	<ul style="list-style-type: none"> • SK Menteri Hukum dan HAM RI atas Akte Pendirian biasanya diurus oleh notaris tempat dimana Akta Pendirian perusahaan dibuat.
Surat Keterangan Domisili Perusahaan	<ul style="list-style-type: none"> • Surat Permohonan pembuatan SKDP yang ditujukan kepada Kasatlak PTSP Kelurahan dan ditanda tangani Direktur Utama perusahaan dan melengkapi berkas – berkas yang diminta. • SKDP dikeluarkan oleh Kantor Kelurahan dengan ditandatangani oleh Lurah dan pada umumnya diketahui dan ditandatangani oleh Kecamatan.

NPWP Perusahaan	<ul style="list-style-type: none"> • Mendaftarkan diri pada KPP yang wilayah kerjanya meliputi tempat tinggal atau tempat kedudukan, dan tempat kegiatan usaha Wajib Pajak • Persyaratannya meliputi fotokopi Akta Pendirian Perusahaan beserta SK Menteri Hu
Surat Izin Usaha Perdagangan (SIUP)	<ul style="list-style-type: none"> • SIUP adalah Izin Usaha yang dikeluarkan Instansi Pemerintah melalui Dinas Perindustrian dan Perdagangan Kota/Wilayah. • SIUP diberikan kepada para pengusaha baik perorangan, Firma, CV, PT, Koperasi, BUMN, dan sebagainya.
Tanda Daftar Perusahaan (TDP)	<ul style="list-style-type: none"> • TDP (Tanda Daftar Perusahaan) adalah daftar catatan resmi sebagai bukti bahwa perusahaan telah melakukan wajib daftar perusahaan sesuai dengan ketentuan UndangUndang Nomor 3 Tahun 1982 yakni tentang “WAJIB DAFTAR PERUSAHAAN”. • Tanda Daftar Perusahaan berlaku selama perusahaan masih beroperasi dan wajib didaftarkan ulang setiap 5 (lima) tahun
Penyelenggara Sistem Elektronik (PSE)	<ul style="list-style-type: none"> • PSE (Penyelenggara Sistem Elektronik) adalah kegiatan mendaftarkan website/aplikasi ke Kominfo. Hal ini sesuai dengan peraturan pemerintah nomor 82 tahun 2012 mengenai Penyelenggara Sistem Elektronik. • Persyaratannya meliputi Akta Pendirian Perusahaan, SKDP, NPWP, Identitas Penanggung Jawab, Profil Penyelenggara, TDP, Gambaran Teknis Sistem Elektronik, Nama Domain, Lokasi Server di Indonesia.
Pengajuan Pengusaha Kena Pajak (PKP)	<ul style="list-style-type: none"> • Pengusaha Kena Pajak (PKP) adalah pengusaha / bisnis / perusahaan yang melakukan penyerahan Barang Kena Pajak (BKP) dan/atau penyerahan Jasa Kena Pajak (JKP) yang dikenai Pajak Pertambahan Nilai (PPN) berdasarkan Undang-undang Pajak Pertambahan Nilai (UU PPN) 1984 dan perubahannya. • Persyaratannya meliputi bukti sewa, foto ruangan tempat usaha, peta lokasi, spesimen penandatanganan faktur, daftar harta (inventaris kantor), laporan keuangan (necara, laba rugi), SPT tahunan terakhir.

Berita Negara Republik Indonesia	<p>Berita Negara adalah koran atau media resmi yang diterbitkan Pemerintah Indonesia untuk mengumumkan peraturan perundang-undangan dan pengumuman resmi lainnya.</p> <ul style="list-style-type: none">• Penerbitan Berita Negara dan Tambahan Berita Negara merupakan penerbitan berita resmi pemerintah Republik Indonesia yang otentik dan isinya dapat dijadikan referensi bagi negara dan masyarakat dalam menjalankan kehidupan bernegara.
---	---

Lampiran BAB VI – Biaya Operasional (Per Bulan)

No	Tahun 1	TOTAL BIAYA											
	Uraian	1	2	3	4	5	6	7	8	9	10	11	12
1	Stationery	500.000	500.000	500.000	500.000	500.000	500.000	500.000	500.000	500.000	500.000	500.000	500.000
2	Biaya Listrik, air	5.000.000	5.000.000	5.000.000	5.000.000	5.000.000	5.000.000	5.000.000	5.000.000	5.000.000	5.000.000	5.000.000	5.000.000
3	Internet dan Telepon	1.700.000	1.700.000	1.700.000	1.700.000	1.700.000	1.700.000	1.700.000	1.700.000	1.700.000	1.700.000	1.700.000	1.700.000
4	Mesin fotocopy, printer, fax	1.200.000	1.200.000	1.200.000	1.200.000	1.200.000	1.200.000	1.200.000	1.200.000	1.200.000	1.200.000	1.200.000	1.200.000
5	Web hosting & email hosting	2.000.000	2.000.000	2.000.000	2.000.000	2.000.000	2.000.000	2.000.000	2.000.000	2.000.000	2.000.000	2.000.000	2.000.000
6	Server infrastruktur (sewa)	20.000.000	20.000.000	20.000.000	20.000.000	20.000.000	20.000.000	20.000.000	20.000.000	20.000.000	20.000.000	20.000.000	20.000.000
7	Biaya aplikasi google maps (sewa)	20.000.000	20.000.000	20.000.000	20.000.000	20.000.000	20.000.000	20.000.000	20.000.000	20.000.000	20.000.000	20.000.000	20.000.000
8	Biaya aplikasi golang & sigma	20.000.000	20.000.000	20.000.000	20.000.000	20.000.000	20.000.000	20.000.000	20.000.000	20.000.000	20.000.000	20.000.000	20.000.000
9	Sewa gedung	15.000.000	15.000.000	15.000.000	15.000.000	15.000.000	15.000.000	15.000.000	15.000.000	15.000.000	15.000.000	15.000.000	15.000.000
6	pengadaan mitra dan ops	2.500.000	2.500.000	2.500.000	2.500.000	2.500.000	2.500.000	2.500.000	2.500.000	2.500.000	2.500.000	2.500.000	2.500.000
7	Renovasi kantor	20.833.333	20.833.333	20.833.333	20.833.333	20.833.333	20.833.333	20.833.333	20.833.333	20.833.333	20.833.333	20.833.333	20.833.333
8	DATA CENTER	41.666.667	41.666.667	41.666.667	41.666.667	41.666.667	41.666.667	41.666.667	41.666.667	41.666.667	41.666.667	41.666.667	41.666.667
9	BIGDATA DAN AI	20.833.333	20.833.333	20.833.333	20.833.333	20.833.333	20.833.333	20.833.333	20.833.333	20.833.333	20.833.333	20.833.333	20.833.333
Total Biaya Operasional		171.233.333	171.233.333	171.233.333	171.233.333	171.233.333	171.233.333	171.233.333	171.233.333	171.233.333	171.233.333	171.233.333	171.233.333
No	Tahun 2	TOTAL BIAYA											
	Uraian	1	2	3	4	5	6	7	8	9	10	11	12
1	Stationery	530.000	530.000	530.000	530.000	530.000	530.000	530.000	530.000	530.000	530.000	530.000	530.000
2	Biaya Listrik, air	5.300.000	5.300.000	5.300.000	5.300.000	5.300.000	5.300.000	5.300.000	5.300.000	5.300.000	5.300.000	5.300.000	5.300.000
3	Internet dan Telepon	1.802.000	1.802.000	1.802.000	1.802.000	1.802.000	1.802.000	1.802.000	1.802.000	1.802.000	1.802.000	1.802.000	1.802.000
4	Mesin fotocopy, printer, fax	1.272.000	1.272.000	1.272.000	1.272.000	1.272.000	1.272.000	1.272.000	1.272.000	1.272.000	1.272.000	1.272.000	1.272.000
5	Web hosting & email hosting	2.120.000	2.120.000	2.120.000	2.120.000	2.120.000	2.120.000	2.120.000	2.120.000	2.120.000	2.120.000	2.120.000	2.120.000
6	Server infrastruktur (sewa)	21.200.000	21.200.000	21.200.000	21.200.000	21.200.000	21.200.000	21.200.000	21.200.000	21.200.000	21.200.000	21.200.000	21.200.000
7	Biaya aplikasi google maps (sewa)	21.200.000	21.200.000	21.200.000	21.200.000	21.200.000	21.200.000	21.200.000	21.200.000	21.200.000	21.200.000	21.200.000	21.200.000
8	Biaya aplikasi golang & sigma	21.200.000	21.200.000	21.200.000	21.200.000	21.200.000	21.200.000	21.200.000	21.200.000	21.200.000	21.200.000	21.200.000	21.200.000
9	Sewa gedung	15.900.000	15.900.000	15.900.000	15.900.000	15.900.000	15.900.000	15.900.000	15.900.000	15.900.000	15.900.000	15.900.000	15.900.000
6	pengadaan mitra dan ops	2.500.000	2.500.000	2.500.000	2.500.000	2.500.000	2.500.000	2.500.000	2.500.000	2.500.000	2.500.000	2.500.000	2.500.000
7	Renovasi kantor	12.500.000	12.500.000	12.500.000	12.500.000	12.500.000	12.500.000	12.500.000	12.500.000	12.500.000	12.500.000	12.500.000	12.500.000
8	DATA CENTER												
9	BIGDATA DAN AI												
Total Biaya Operasional		105.524.000	105.524.000	105.524.000	105.524.000	105.524.000	105.524.000	105.524.000	105.524.000	105.524.000	105.524.000	105.524.000	105.524.000

No	Tahun 3	TOTAL BIAYA											
	Uraian	1	2	3	4	5	6	7	8	9	10	11	12
1	Stationery	561.800	561.800	561.800	561.800	561.800	561.800	561.800	561.800	561.800	561.800	561.800	561.800
2	Biaya Listrik, air	5.830.000	5.830.000	5.830.000	5.830.000	5.830.000	5.830.000	5.830.000	5.830.000	5.830.000	5.830.000	5.830.000	5.830.000
3	Internet dan Telepon	1.982.200	1.982.200	1.982.200	1.982.200	1.982.200	1.982.200	1.982.200	1.982.200	1.982.200	1.982.200	1.982.200	1.982.200
4	Mesin fotocopy, printer, fax	1.399.200	1.399.200	1.399.200	1.399.200	1.399.200	1.399.200	1.399.200	1.399.200	1.399.200	1.399.200	1.399.200	1.399.200
5	Web hosting & email hosting	2.332.000	2.332.000	2.332.000	2.332.000	2.332.000	2.332.000	2.332.000	2.332.000	2.332.000	2.332.000	2.332.000	2.332.000
6	Server infrastruktur (sewa)	23.320.000	23.320.000	23.320.000	23.320.000	23.320.000	23.320.000	23.320.000	23.320.000	23.320.000	23.320.000	23.320.000	23.320.000
7	Biaya aplikasi google maps (sewa)	23.320.000	23.320.000	23.320.000	23.320.000	23.320.000	23.320.000	23.320.000	23.320.000	23.320.000	23.320.000	23.320.000	23.320.000
8	Biaya aplikasi golang & sigma	23.320.000	23.320.000	23.320.000	23.320.000	23.320.000	23.320.000	23.320.000	23.320.000	23.320.000	23.320.000	23.320.000	23.320.000
9	Sewa gedung	17.490.000	17.490.000	17.490.000	17.490.000	17.490.000	17.490.000	17.490.000	17.490.000	17.490.000	17.490.000	17.490.000	17.490.000
6	pengadaan mitra dan ops	2.500.000	2.500.000	2.500.000	2.500.000	2.500.000	2.500.000	2.500.000	2.500.000	2.500.000	2.500.000	2.500.000	2.500.000
7	Renovasi kantor	12.500.000	12.500.000	12.500.000	12.500.000	12.500.000	12.500.000	12.500.000	12.500.000	12.500.000	12.500.000	12.500.000	12.500.000
8	DATA CENTER												
9	BIGDATA DAN AI												
Total Biaya Operasional		114.555.200	114.555.200	114.555.200	114.555.200	114.555.200	114.555.200	114.555.200	114.555.200	114.555.200	114.555.200	114.555.200	114.555.200
No	Tahun 4	TOTAL BIAYA											
	Uraian	1	2	3	4	5	6	7	8	9	10	11	12
1	Stationery	595.508	595.508	595.508	595.508	595.508	595.508	595.508	595.508	595.508	595.508	595.508	595.508
2	Biaya Listrik, air	6.413.000	6.413.000	6.413.000	6.413.000	6.413.000	6.413.000	6.413.000	6.413.000	6.413.000	6.413.000	6.413.000	6.413.000
3	Internet dan Telepon	2.180.420	2.180.420	2.180.420	2.180.420	2.180.420	2.180.420	2.180.420	2.180.420	2.180.420	2.180.420	2.180.420	2.180.420
4	Mesin fotocopy, printer, fax	1.539.120	1.539.120	1.539.120	1.539.120	1.539.120	1.539.120	1.539.120	1.539.120	1.539.120	1.539.120	1.539.120	1.539.120
5	Web hosting & email hosting	2.565.200	2.565.200	2.565.200	2.565.200	2.565.200	2.565.200	2.565.200	2.565.200	2.565.200	2.565.200	2.565.200	2.565.200
6	Server infrastruktur (sewa)	25.652.000	25.652.000	25.652.000	25.652.000	25.652.000	25.652.000	25.652.000	25.652.000	25.652.000	25.652.000	25.652.000	25.652.000
7	Biaya aplikasi google maps (sewa)	25.652.000	25.652.000	25.652.000	25.652.000	25.652.000	25.652.000	25.652.000	25.652.000	25.652.000	25.652.000	25.652.000	25.652.000
8	Biaya aplikasi golang & sigma	25.652.000	25.652.000	25.652.000	25.652.000	25.652.000	25.652.000	25.652.000	25.652.000	25.652.000	25.652.000	25.652.000	25.652.000
9	Sewa gedung	19.239.000	19.239.000	19.239.000	19.239.000	19.239.000	19.239.000	19.239.000	19.239.000	19.239.000	19.239.000	19.239.000	19.239.000
6	pengadaan mitra dan ops	2.500.000	2.500.000	2.500.000	2.500.000	2.500.000	2.500.000	2.500.000	2.500.000	2.500.000	2.500.000	2.500.000	2.500.000
7	Renovasi kantor	12.500.000	12.500.000	12.500.000	12.500.000	12.500.000	12.500.000	12.500.000	12.500.000	12.500.000	12.500.000	12.500.000	12.500.000
8	DATA CENTER	2.500.000.000	2.500.000.000	2.500.000.000	2.500.000.000	2.500.000.000	2.500.000.000	2.500.000.000	2.500.000.000	2.500.000.000	2.500.000.000	2.500.000.000	2.500.000.000
9	BIGDATA DAN AI	833.333.333	833.333.333	833.333.333	833.333.333	833.333.333	833.333.333	833.333.333	833.333.333	833.333.333	833.333.333	833.333.333	833.333.333
Total Biaya Operasional		3.457.821.581	3.457.821.581	3.457.821.581	3.457.821.581	3.457.821.581	3.457.821.581	3.457.821.581	3.457.821.581	3.457.821.581	3.457.821.581	3.457.821.581	3.457.821.581

No	Tahun 5	TOTAL BIAYA											
	Uraian	1	2	3	4	5	6	7	8	9	10	11	12
1	Stationery	631.238	631.238	631.238	631.238	631.238	631.238	631.238	631.238	631.238	631.238	631.238	631.238
2	Biaya Listrik, air	7.054.300	7.054.300	7.054.300	7.054.300	7.054.300	7.054.300	7.054.300	7.054.300	7.054.300	7.054.300	7.054.300	7.054.300
3	Internet dan Telepon	2.398.462	2.398.462	2.398.462	2.398.462	2.398.462	2.398.462	2.398.462	2.398.462	2.398.462	2.398.462	2.398.462	2.398.462
4	Mesin fotocopy, printer, fax	1.693.032	1.693.032	1.693.032	1.693.032	1.693.032	1.693.032	1.693.032	1.693.032	1.693.032	1.693.032	1.693.032	1.693.032
5	Web hosting & email hosting	2.821.720	2.821.720	2.821.720	2.821.720	2.821.720	2.821.720	2.821.720	2.821.720	2.821.720	2.821.720	2.821.720	2.821.720
6	Server infrastruktur (sewa)	28.217.200	28.217.200	28.217.200	28.217.200	28.217.200	28.217.200	28.217.200	28.217.200	28.217.200	28.217.200	28.217.200	28.217.200
7	Biaya aplikasi google maps (sewa)	28.217.200	28.217.200	28.217.200	28.217.200	28.217.200	28.217.200	28.217.200	28.217.200	28.217.200	28.217.200	28.217.200	28.217.200
8	Biaya aplikasi golang & sigma	28.217.200	28.217.200	28.217.200	28.217.200	28.217.200	28.217.200	28.217.200	28.217.200	28.217.200	28.217.200	28.217.200	28.217.200
9	Sewa gedung	21.162.900	21.162.900	21.162.900	21.162.900	21.162.900	21.162.900	21.162.900	21.162.900	21.162.900	21.162.900	21.162.900	21.162.900
6	pengadaan mitra dan ops	2.500.000	2.500.000	2.500.000	2.500.000	2.500.000	2.500.000	2.500.000	2.500.000	2.500.000	2.500.000	2.500.000	2.500.000
7	Renovasi kantor	12.500.000	12.500.000	12.500.000	12.500.000	12.500.000	12.500.000	12.500.000	12.500.000	12.500.000	12.500.000	12.500.000	12.500.000
8	DATA CENTER		-	-	-	-	-	-	-	-	-	-	-
9	BIGDATA DAN AI		-	-	-	-	-	-	-	-	-	-	-
Total Biaya Operasional		135.413.252	135.413.252	135.413.252	135.413.252	135.413.252	135.413.252	135.413.252	135.413.252	135.413.252	135.413.252	135.413.252	135.413.252

Lampiran BAB VI – Service Blue Print

Service Blue Print: ARENA CORNER

PHYSICAL EVIDENCE	App Store, Web, Ads, Soc Med	Arena Corner Apps						
KONSUMEN	Download Apps	Registrasi	Memilih Jenis Olahraga	Informasi Ketersediaan & Fasilitas Venue	Pilih Menu Pembayaran	Booking Venue	Tiba di Venue dan mulai olahraga	Pemberian Rating
Front Stage	Welcome Message	Login Page	Tampilan Fitur Jenis Olahraga	Pilih Jenis olahraga dan venue	Ringkasan layanan & Metode Pembayaran	Notifikasi konfirmasi dan jadwal booking	Mulai Olahraga, aplikasi closed	Rating & Comment Page
Back Stage	Proses Registrasi Database	Akses Database	Proses Matching	Pencarian Venue	Kalkulasi tarif layanan	Matching venue availability	Memproses pembayaran	Proses Rating
MITRA VENUE	Download Apps	Registrasi	Spesifikasi Venue	Cek venue availability	Konfirmasi availability dan ketersediaan alat	Booking Jadwal	Konfirmasi kedatangan & Terima pembayaran	Menerima Penilaian
Front Stage	Welcome Message	Login Page	Tampilan data konsumen	Tampilan kebutuhan konsumen	Ringkasan jadwal dan kebutuhan alat	Notifikasi venue booked	Penerimaan Pembayaran	Rating Page
Back Stage	Proses Registrasi Database	Akses Database	Proses Matching	Mengirimkan jadwal dan ketersediaan alat	Proses informasi order booked konsumen	Proses pencatatan booking	Memproses pembayaran	Proses Rating & kalkulasi insentive
COMPANY	Support server data proses dan GPS							

Lampiran BAB VII – Biaya SDM (Per Bulan)

GOL	JABATAN	1	2	3	4	5	6	7	8	9	10	11	12
7C	CEO	21.666.667	21.666.667	21.666.667	21.666.667	21.666.667	21.666.667	21.666.667	21.666.667	21.666.667	21.666.667	21.666.667	21.666.667
7B	Chief Marketing Officer	16.250.000	16.250.000	16.250.000	16.250.000	16.250.000	16.250.000	16.250.000	16.250.000	16.250.000	16.250.000	16.250.000	16.250.000
7A	Chief Operational Officer	16.250.000	16.250.000	16.250.000	16.250.000	16.250.000	16.250.000	16.250.000	16.250.000	16.250.000	16.250.000	16.250.000	16.250.000
6C	Chief Human Capital	16.250.000	16.250.000	16.250.000	16.250.000	16.250.000	16.250.000	16.250.000	16.250.000	16.250.000	16.250.000	16.250.000	16.250.000
5A	Chief Finance Officer	16.250.000	16.250.000	16.250.000	16.250.000	16.250.000	16.250.000	16.250.000	16.250.000	16.250.000	16.250.000	16.250.000	16.250.000
5A	Manager Marketing Communication	10.833.333	10.833.333	10.833.333	10.833.333	10.833.333	10.833.333	10.833.333	10.833.333	10.833.333	10.833.333	10.833.333	10.833.333
5A	Manager Operational	10.833.333	10.833.333	10.833.333	10.833.333	10.833.333	10.833.333	10.833.333	10.833.333	10.833.333	10.833.333	10.833.333	10.833.333
5A	Manager Sales marketing	10.833.333	10.833.333	10.833.333	10.833.333	10.833.333	10.833.333	10.833.333	10.833.333	10.833.333	10.833.333	10.833.333	10.833.333
5A	Manager IT	10.833.333	10.833.333	10.833.333	10.833.333	10.833.333	10.833.333	10.833.333	10.833.333	10.833.333	10.833.333	10.833.333	10.833.333
5B	Developer Ios	8.666.667	8.666.667	8.666.667	8.666.667	8.666.667	8.666.667	8.666.667	8.666.667	8.666.667	8.666.667	8.666.667	8.666.667
5B	Developer Ios	8.666.667	8.666.667	8.666.667	8.666.667	8.666.667	8.666.667	8.666.667	8.666.667	8.666.667	8.666.667	8.666.667	8.666.667
5B	IT Help Desk	7.041.667	7.041.667	7.041.667	7.041.667	7.041.667	7.041.667	7.041.667	7.041.667	7.041.667	7.041.667	7.041.667	7.041.667
5B	Developer Google	8.666.667	8.666.667	8.666.667	8.666.667	8.666.667	8.666.667	8.666.667	8.666.667	8.666.667	8.666.667	8.666.667	8.666.667
5B	Developer Google	8.666.667	8.666.667	8.666.667	8.666.667	8.666.667	8.666.667	8.666.667	8.666.667	8.666.667	8.666.667	8.666.667	8.666.667
5B	Software Helpdesk	7.041.667	7.041.667	7.041.667	7.041.667	7.041.667	7.041.667	7.041.667	7.041.667	7.041.667	7.041.667	7.041.667	7.041.667
4C	Staff Social media	7.041.667	7.041.667	7.041.667	7.041.667	7.041.667	7.041.667	7.041.667	7.041.667	7.041.667	7.041.667	7.041.667	7.041.667
4C	Staf Pemasaran	7.041.667	7.041.667	7.041.667	7.041.667	7.041.667	7.041.667	7.041.667	7.041.667	7.041.667	7.041.667	7.041.667	7.041.667
4C	Staf HRD	7.041.667	7.041.667	7.041.667	7.041.667	7.041.667	7.041.667	7.041.667	7.041.667	7.041.667	7.041.667	7.041.667	7.041.667
4C	Staff Acc dan Tax	7.041.667	7.041.667	7.041.667	7.041.667	7.041.667	7.041.667	7.041.667	7.041.667	7.041.667	7.041.667	7.041.667	7.041.667
4C	Customer Services	7.041.668	7.041.668	7.041.668	7.041.668	7.041.668	7.041.668	7.041.668	7.041.668	7.041.668	7.041.668	7.041.668	7.041.668
4C	Layanan Mitra	7.041.667	7.041.667	7.041.667	7.041.667	7.041.667	7.041.667	7.041.667	7.041.667	7.041.667	7.041.667	7.041.667	7.041.667
3C	Senior Staff	4.875.000	4.875.000	4.875.000	4.875.000	4.875.000	4.875.000	4.875.000	4.875.000	4.875.000	4.875.000	4.875.000	4.875.000
3B	Staff	4.333.333	4.333.333	4.333.333	4.333.333	4.333.333	4.333.333	4.333.333	4.333.333	4.333.333	4.333.333	4.333.333	4.333.333
1C	Operational OB	4.116.667	4.116.667	4.116.667	4.116.667	4.116.667	4.116.667	4.116.667	4.116.667	4.116.667	4.116.667	4.116.667	4.116.667
TOTAL		234.325.001	234.325.001	234.325.001	234.325.001	234.325.001	234.325.001	234.325.001	234.325.001	234.325.001	234.325.001	234.325.001	234.325.001

GOL	JABATAN	13	14	15	16	17	18	19	20	21	22	23	24
7C	CEO	21.666.667	21.666.667	21.666.667	21.666.667	21.666.667	21.666.667	21.666.667	21.666.667	21.666.667	21.666.667	21.666.667	21.666.667
7B	Chief Marketing Officer	16.250.000	16.250.000	16.250.000	16.250.000	16.250.000	16.250.000	16.250.000	16.250.000	16.250.000	16.250.000	16.250.000	16.250.000
7A	Chief Operational Officer	16.250.000	16.250.000	16.250.000	16.250.000	16.250.000	16.250.000	16.250.000	16.250.000	16.250.000	16.250.000	16.250.000	16.250.000
6C	Chief Human Capital	16.250.000	16.250.000	16.250.000	16.250.000	16.250.000	16.250.000	16.250.000	16.250.000	16.250.000	16.250.000	16.250.000	16.250.000
5A	Chief Finance Officer	16.250.000	16.250.000	16.250.000	16.250.000	16.250.000	16.250.000	16.250.000	16.250.000	16.250.000	16.250.000	16.250.000	16.250.000
5A	Manager Marketing Communication	10.833.333	10.833.333	10.833.333	10.833.333	10.833.333	10.833.333	10.833.333	10.833.333	10.833.333	10.833.333	10.833.333	10.833.333
5A	Manager Operational	10.833.333	10.833.333	10.833.333	10.833.333	10.833.333	10.833.333	10.833.333	10.833.333	10.833.333	10.833.333	10.833.333	10.833.333
5A	Manager Sales marketing	10.833.333	10.833.333	10.833.333	10.833.333	10.833.333	10.833.333	10.833.333	10.833.333	10.833.333	10.833.333	10.833.333	10.833.333
5A	Manager IT	10.833.333	10.833.333	10.833.333	10.833.333	10.833.333	10.833.333	10.833.333	10.833.333	10.833.333	10.833.333	10.833.333	10.833.333
5B	Developer Ios	8.666.667	8.666.667	8.666.667	8.666.667	8.666.667	8.666.667	8.666.667	8.666.667	8.666.667	8.666.667	8.666.667	8.666.667
5B	Developer Ios	8.666.667	8.666.667	8.666.667	8.666.667	8.666.667	8.666.667	8.666.667	8.666.667	8.666.667	8.666.667	8.666.667	8.666.667
5B	IT Help Desk	7.041.667	7.041.667	7.041.667	7.041.667	7.041.667	7.041.667	7.041.667	7.041.667	7.041.667	7.041.667	7.041.667	7.041.667
5B	Developer Google	8.666.667	8.666.667	8.666.667	8.666.667	8.666.667	8.666.667	8.666.667	8.666.667	8.666.667	8.666.667	8.666.667	8.666.667
5B	Developer Google	8.666.667	8.666.667	8.666.667	8.666.667	8.666.667	8.666.667	8.666.667	8.666.667	8.666.667	8.666.667	8.666.667	8.666.667
5B	Software Helpdesk	7.041.667	7.041.667	7.041.667	7.041.667	7.041.667	7.041.667	7.041.667	7.041.667	7.041.667	7.041.667	7.041.667	7.041.667
4C	Staff Social media	7.041.667	7.041.667	7.041.667	7.041.667	7.041.667	7.041.667	7.041.667	7.041.667	7.041.667	7.041.667	7.041.667	7.041.667
4C	Staf Pemasaran	7.041.667	7.041.667	7.041.667	7.041.667	7.041.667	7.041.667	7.041.667	7.041.667	7.041.667	7.041.667	7.041.667	7.041.667
4C	Staf HRD	7.041.667	7.041.667	7.041.667	7.041.667	7.041.667	7.041.667	7.041.667	7.041.667	7.041.667	7.041.667	7.041.667	7.041.667
4C	Staff Acc dan Tax	7.041.667	7.041.667	7.041.667	7.041.667	7.041.667	7.041.667	7.041.667	7.041.667	7.041.667	7.041.667	7.041.667	7.041.667
4C	Customer Services	7.041.668	7.041.668	7.041.668	7.041.668	7.041.668	7.041.668	7.041.668	7.041.668	7.041.668	7.041.668	7.041.668	7.041.668
4C	Layanan Mitra	14.083.333	14.083.333	14.083.333	14.083.333	14.083.333	14.083.333	14.083.333	14.083.333	14.083.333	14.083.333	14.083.333	14.083.333
3C	Senior Staff	4.875.000	4.875.000	4.875.000	4.875.000	4.875.000	4.875.000	4.875.000	4.875.000	4.875.000	4.875.000	4.875.000	4.875.000
3B	Staff	4.333.333	4.333.333	4.333.333	4.333.333	4.333.333	4.333.333	4.333.333	4.333.333	4.333.333	4.333.333	4.333.333	4.333.333
1C	Operational OB	4.116.667	4.116.667	4.116.667	4.116.667	4.116.667	4.116.667	4.116.667	4.116.667	4.116.667	4.116.667	4.116.667	4.116.667
TOTAL		241.366.668	241.366.668	241.366.668	241.366.668	241.366.668	241.366.668	241.366.668	241.366.668	241.366.668	241.366.668	241.366.668	241.366.668

GOL	JABATAN	25	26	27	28	29	30	31	32	33	34	35	36
7C	CEO	21.666.667	21.666.667	21.666.667	21.666.667	21.666.667	21.666.667	21.666.667	21.666.667	21.666.667	21.666.667	21.666.667	21.666.667
7B	Chief Marketing Officer	16.250.000	16.250.000	16.250.000	16.250.000	16.250.000	16.250.000	16.250.000	16.250.000	16.250.000	16.250.000	16.250.000	16.250.000
7A	Chief Operational Officer	16.250.000	16.250.000	16.250.000	16.250.000	16.250.000	16.250.000	16.250.000	16.250.000	16.250.000	16.250.000	16.250.000	16.250.000
6C	Chief Human Capital	16.250.000	16.250.000	16.250.000	16.250.000	16.250.000	16.250.000	16.250.000	16.250.000	16.250.000	16.250.000	16.250.000	16.250.000
5A	Chief Finance Officer	16.250.000	16.250.000	16.250.000	16.250.000	16.250.000	16.250.000	16.250.000	16.250.000	16.250.000	16.250.000	16.250.000	16.250.000
5A	Manager Marketing Communication	10.833.333	10.833.333	10.833.333	10.833.333	10.833.333	10.833.333	10.833.333	10.833.333	10.833.333	10.833.333	10.833.333	10.833.333
5A	Manager Operational	10.833.333	10.833.333	10.833.333	10.833.333	10.833.333	10.833.333	10.833.333	10.833.333	10.833.333	10.833.333	10.833.333	10.833.333
5A	Manager Sales marketing	10.833.333	10.833.333	10.833.333	10.833.333	10.833.333	10.833.333	10.833.333	10.833.333	10.833.333	10.833.333	10.833.333	10.833.333
5A	Manager IT	10.833.333	10.833.333	10.833.333	10.833.333	10.833.333	10.833.333	10.833.333	10.833.333	10.833.333	10.833.333	10.833.333	10.833.333
5B	Developer Ios	8.666.667	8.666.667	8.666.667	8.666.667	8.666.667	8.666.667	8.666.667	8.666.667	8.666.667	8.666.667	8.666.667	8.666.667
5B	Developer Ios	17.333.333	17.333.333	17.333.333	17.333.333	17.333.333	17.333.333	17.333.333	17.333.333	17.333.333	17.333.333	17.333.333	17.333.333
5B	IT Help Desk	14.083.333	14.083.333	14.083.333	14.083.333	14.083.333	14.083.333	14.083.333	14.083.333	14.083.333	14.083.333	14.083.333	14.083.333
5B	Developer Google	8.666.667	8.666.667	8.666.667	8.666.667	8.666.667	8.666.667	8.666.667	8.666.667	8.666.667	8.666.667	8.666.667	8.666.667
5B	Developer Google	26.000.000	26.000.000	26.000.000	26.000.000	26.000.000	26.000.000	26.000.000	26.000.000	26.000.000	26.000.000	26.000.000	26.000.000
5B	Software Helpdesk	21.125.000	21.125.000	21.125.000	21.125.000	21.125.000	21.125.000	21.125.000	21.125.000	21.125.000	21.125.000	21.125.000	21.125.000
4C	Staff Social media	7.041.667	7.041.667	7.041.667	7.041.667	7.041.667	7.041.667	7.041.667	7.041.667	7.041.667	7.041.667	7.041.667	7.041.667
4C	Staf Pemasaran	7.041.667	7.041.667	7.041.667	7.041.667	7.041.667	7.041.667	7.041.667	7.041.667	7.041.667	7.041.667	7.041.667	7.041.667
4C	Staf HRD	7.041.667	7.041.667	7.041.667	7.041.667	7.041.667	7.041.667	7.041.667	7.041.667	7.041.667	7.041.667	7.041.667	7.041.667
4C	Staff Acc dan Tax	7.041.667	7.041.667	7.041.667	7.041.667	7.041.667	7.041.667	7.041.667	7.041.667	7.041.667	7.041.667	7.041.667	7.041.667
4C	Customer Services	21.125.003	21.125.003	21.125.003	21.125.003	21.125.003	21.125.003	21.125.003	21.125.003	21.125.003	21.125.003	21.125.003	21.125.003
4C	Layanan Mitra	14.083.333	14.083.333	14.083.333	14.083.333	14.083.333	14.083.333	14.083.333	14.083.333	14.083.333	14.083.333	14.083.333	14.083.333
3C	Senior Staff	4.875.000	4.875.000	4.875.000	4.875.000	4.875.000	4.875.000	4.875.000	4.875.000	4.875.000	4.875.000	4.875.000	4.875.000
3B	Staff	4.333.333	4.333.333	4.333.333	4.333.333	4.333.333	4.333.333	4.333.333	4.333.333	4.333.333	4.333.333	4.333.333	4.333.333
1C	Operational OB	4.116.667	4.116.667	4.116.667	4.116.667	4.116.667	4.116.667	4.116.667	4.116.667	4.116.667	4.116.667	4.116.667	4.116.667
TOTAL		302.575.003	302.575.003	302.575.003	302.575.003	302.575.003	302.575.003	302.575.003	302.575.003	302.575.003	302.575.003	302.575.003	302.575.003

GOL	JABATAN	37	38	39	40	41	42	43	44	45	46	47	48
7C	CEO	21.666.667	21.666.667	21.666.667	21.666.667	21.666.667	21.666.667	21.666.667	21.666.667	21.666.667	21.666.667	21.666.667	21.666.667
7B	Chief Marketing Officer	16.250.000	16.250.000	16.250.000	16.250.000	16.250.000	16.250.000	16.250.000	16.250.000	16.250.000	16.250.000	16.250.000	16.250.000
7A	Chief Operational Officer	16.250.000	16.250.000	16.250.000	16.250.000	16.250.000	16.250.000	16.250.000	16.250.000	16.250.000	16.250.000	16.250.000	16.250.000
6C	Chief Human Capital	16.250.000	16.250.000	16.250.000	16.250.000	16.250.000	16.250.000	16.250.000	16.250.000	16.250.000	16.250.000	16.250.000	16.250.000
5A	Chief Finance Officer	16.250.000	16.250.000	16.250.000	16.250.000	16.250.000	16.250.000	16.250.000	16.250.000	16.250.000	16.250.000	16.250.000	16.250.000
5A	Manager Marketing Communication	10.833.333	10.833.333	10.833.333	10.833.333	10.833.333	10.833.333	10.833.333	10.833.333	10.833.333	10.833.333	10.833.333	10.833.333
5A	Manager Operational	10.833.333	10.833.333	10.833.333	10.833.333	10.833.333	10.833.333	10.833.333	10.833.333	10.833.333	10.833.333	10.833.333	10.833.333
5A	Manager Sales marketing	10.833.333	10.833.333	10.833.333	10.833.333	10.833.333	10.833.333	10.833.333	10.833.333	10.833.333	10.833.333	10.833.333	10.833.333
5A	Manager IT	10.833.333	10.833.333	10.833.333	10.833.333	10.833.333	10.833.333	10.833.333	10.833.333	10.833.333	10.833.333	10.833.333	10.833.333
5B	Developer Ios	8.666.667	8.666.667	8.666.667	8.666.667	8.666.667	8.666.667	8.666.667	8.666.667	8.666.667	8.666.667	8.666.667	8.666.667
5B	Developer Ios	26.000.000	26.000.000	26.000.000	26.000.000	26.000.000	26.000.000	26.000.000	26.000.000	26.000.000	26.000.000	26.000.000	26.000.000
5B	IT Help Desk	21.125.000	21.125.000	21.125.000	21.125.000	21.125.000	21.125.000	21.125.000	21.125.000	21.125.000	21.125.000	21.125.000	21.125.000
5B	Developer Google	17.333.333	17.333.333	17.333.333	17.333.333	17.333.333	17.333.333	17.333.333	17.333.333	17.333.333	17.333.333	17.333.333	17.333.333
5B	Developer Google	34.666.667	34.666.667	34.666.667	34.666.667	34.666.667	34.666.667	34.666.667	34.666.667	34.666.667	34.666.667	34.666.667	34.666.667
5B	Software Helpdesk	28.166.667	28.166.667	28.166.667	28.166.667	28.166.667	28.166.667	28.166.667	28.166.667	28.166.667	28.166.667	28.166.667	28.166.667
4C	Staff Social media	7.041.667	7.041.667	7.041.667	7.041.667	7.041.667	7.041.667	7.041.667	7.041.667	7.041.667	7.041.667	7.041.667	7.041.667
4C	Staf Pemasaran	7.041.667	7.041.667	7.041.667	7.041.667	7.041.667	7.041.667	7.041.667	7.041.667	7.041.667	7.041.667	7.041.667	7.041.667
4C	Staff HRD	7.041.667	7.041.667	7.041.667	7.041.667	7.041.667	7.041.667	7.041.667	7.041.667	7.041.667	7.041.667	7.041.667	7.041.667
4C	Staff Acc dan Tax	7.041.667	7.041.667	7.041.667	7.041.667	7.041.667	7.041.667	7.041.667	7.041.667	7.041.667	7.041.667	7.041.667	7.041.667
4C	Customer Services	7.041.668	7.041.668	7.041.668	7.041.668	7.041.668	7.041.668	7.041.668	7.041.668	7.041.668	7.041.668	7.041.668	7.041.668
4C	Layanan Mitra	14.083.333	14.083.333	14.083.333	14.083.333	14.083.333	14.083.333	14.083.333	14.083.333	14.083.333	14.083.333	14.083.333	14.083.333
3C	Senior Staff	4.875.000	4.875.000	4.875.000	4.875.000	4.875.000	4.875.000	4.875.000	4.875.000	4.875.000	4.875.000	4.875.000	4.875.000
3B	Staff	4.333.333	4.333.333	4.333.333	4.333.333	4.333.333	4.333.333	4.333.333	4.333.333	4.333.333	4.333.333	4.333.333	4.333.333
1C	Operational OB	4.116.667	4.116.667	4.116.667	4.116.667	4.116.667	4.116.667	4.116.667	4.116.667	4.116.667	4.116.667	4.116.667	4.116.667
	TOTAL	328.575.001	328.575.001	328.575.001	328.575.001	328.575.001	328.575.001	328.575.001	328.575.001	328.575.001	328.575.001	328.575.001	328.575.001

GOL	JABATAN	49	50	51	52	53	54	55	56	57	58	59	60
7C	CEO	21.666.667	21.666.667	21.666.667	21.666.667	21.666.667	21.666.667	21.666.667	21.666.667	21.666.667	21.666.667	21.666.667	21.666.667
7B	Chief Marketing Officer	16.250.000	16.250.000	16.250.000	16.250.000	16.250.000	16.250.000	16.250.000	16.250.000	16.250.000	16.250.000	16.250.000	16.250.000
7A	Chief Operational Officer	16.250.000	16.250.000	16.250.000	16.250.000	16.250.000	16.250.000	16.250.000	16.250.000	16.250.000	16.250.000	16.250.000	16.250.000
6C	Chief Human Capital	16.250.000	16.250.000	16.250.000	16.250.000	16.250.000	16.250.000	16.250.000	16.250.000	16.250.000	16.250.000	16.250.000	16.250.000
5A	Chief Finance Officer	16.250.000	16.250.000	16.250.000	16.250.000	16.250.000	16.250.000	16.250.000	16.250.000	16.250.000	16.250.000	16.250.000	16.250.000
5A	Manager Marketing Communication	10.833.333	10.833.333	10.833.333	10.833.333	10.833.333	10.833.333	10.833.333	10.833.333	10.833.333	10.833.333	10.833.333	10.833.333
5A	Manager Operational	10.833.333	10.833.333	10.833.333	10.833.333	10.833.333	10.833.333	10.833.333	10.833.333	10.833.333	10.833.333	10.833.333	10.833.333
5A	Manager Sales marketing	119.166.667	119.166.667	119.166.667	119.166.667	119.166.667	119.166.667	119.166.667	119.166.667	119.166.667	119.166.667	119.166.667	119.166.667
5A	Manager IT	10.833.333	10.833.333	10.833.333	10.833.333	10.833.333	10.833.333	10.833.333	10.833.333	10.833.333	10.833.333	10.833.333	10.833.333
5B	Developer Ios	26.000.000	26.000.000	26.000.000	26.000.000	26.000.000	26.000.000	26.000.000	26.000.000	26.000.000	26.000.000	26.000.000	26.000.000
5B	Developer Ios	43.333.333	43.333.333	43.333.333	43.333.333	43.333.333	43.333.333	43.333.333	43.333.333	43.333.333	43.333.333	43.333.333	43.333.333
5B	IT Help Desk	35.208.333	35.208.333	35.208.333	35.208.333	35.208.333	35.208.333	35.208.333	35.208.333	35.208.333	35.208.333	35.208.333	35.208.333
5B	Developer Google	43.333.333	43.333.333	43.333.333	43.333.333	43.333.333	43.333.333	43.333.333	43.333.333	43.333.333	43.333.333	43.333.333	43.333.333
5B	Developer Google	52.000.000	52.000.000	52.000.000	52.000.000	52.000.000	52.000.000	52.000.000	52.000.000	52.000.000	52.000.000	52.000.000	52.000.000
5B	Software Helpdesk	42.250.000	42.250.000	42.250.000	42.250.000	42.250.000	42.250.000	42.250.000	42.250.000	42.250.000	42.250.000	42.250.000	42.250.000
4C	Staff Social media	21.125.000	21.125.000	21.125.000	21.125.000	21.125.000	21.125.000	21.125.000	21.125.000	21.125.000	21.125.000	21.125.000	21.125.000
4C	Staf Pemasaran	21.125.000	21.125.000	21.125.000	21.125.000	21.125.000	21.125.000	21.125.000	21.125.000	21.125.000	21.125.000	21.125.000	21.125.000
4C	Staf HRD	14.083.333	14.083.333	14.083.333	14.083.333	14.083.333	14.083.333	14.083.333	14.083.333	14.083.333	14.083.333	14.083.333	14.083.333
4C	Staff Acc dan Tax	21.125.000	21.125.000	21.125.000	21.125.000	21.125.000	21.125.000	21.125.000	21.125.000	21.125.000	21.125.000	21.125.000	21.125.000
4C	Customer Services	21.125.003	21.125.003	21.125.003	21.125.003	21.125.003	21.125.003	21.125.003	21.125.003	21.125.003	21.125.003	21.125.003	21.125.003
4C	Layanan Mitra	14.083.333	14.083.333	14.083.333	14.083.333	14.083.333	14.083.333	14.083.333	14.083.333	14.083.333	14.083.333	14.083.333	14.083.333
3C	Senior Staff	73.125.000	73.125.000	73.125.000	73.125.000	73.125.000	73.125.000	73.125.000	73.125.000	73.125.000	73.125.000	73.125.000	73.125.000
3B	Staff	8.666.667	8.666.667	8.666.667	8.666.667	8.666.667	8.666.667	8.666.667	8.666.667	8.666.667	8.666.667	8.666.667	8.666.667
1C	Operational OB	8.233.333	8.233.333	8.233.333	8.233.333	8.233.333	8.233.333	8.233.333	8.233.333	8.233.333	8.233.333	8.233.333	8.233.333
	TOTAL	683.150.003	683.150.003	683.150.003	683.150.003	683.150.003	683.150.003	683.150.003	683.150.003	683.150.003	683.150.003	683.150.003	683.150.003

Lampiran BAB VII– Beban Sumber Daya Manusia (Per Bulan)

BEBAN SDM	PHASE	1	2	3	4	5	6	7	8	9	10	11	12
Salary		234.325.001	234.325.001	234.325.001	234.325.001	234.325.001	234.325.001	234.325.001	234.325.001	234.325.001	234.325.001	234.325.001	234.325.001
Uniform 2 set	500000	1.083.333	1.083.333	1.083.333	1.083.333	1.083.333	1.083.333	1.083.333	1.083.333	1.083.333	1.083.333	1.083.333	1.083.333
Training		22.500.000	22.500.000	22.500.000	22.500.000	22.500.000	22.500.000	22.500.000	22.500.000	22.500.000	22.500.000	22.500.000	22.500.000
BPJS TK KSH		23.432.500	23.432.500	23.432.500	23.432.500	23.432.500	23.432.500	23.432.500	23.432.500	23.432.500	23.432.500	23.432.500	23.432.500
Recruitment Process	12	875.000	875.000	875.000	875.000	875.000	875.000	875.000	875.000	875.000	875.000	875.000	875.000
Disnaker	12	4.500.000	4.500.000	4.500.000	4.500.000	4.500.000	4.500.000	4.500.000	4.500.000	4.500.000	4.500.000	4.500.000	4.500.000
Outing & Employee Gath	2	8.333.333	8.333.333	8.333.333	8.333.333	8.333.333	8.333.333	8.333.333	8.333.333	8.333.333	8.333.333	8.333.333	8.333.333
TOTAL BIAYA SDM		295.049.168	295.049.168	295.049.168	295.049.168	295.049.168	295.049.168	295.049.168	295.049.168	295.049.168	295.049.168	295.049.168	295.049.168
BEBAN SDM	PHASE	13	14	15	16	17	18	19	20	21	22	23	24
Salary		241.366.668	241.366.668	241.366.668	241.366.668	241.366.668	241.366.668	241.366.668	241.366.668	241.366.668	241.366.668	241.366.668	241.366.668
Uniform 2 set	500000	1.375.000	1.375.000	1.375.000	1.375.000	1.375.000	1.375.000	1.375.000	1.375.000	1.375.000	1.375.000	1.375.000	1.375.000
Training		24.750.000	24.750.000	24.750.000	24.750.000	24.750.000	24.750.000	24.750.000	24.750.000	24.750.000	24.750.000	24.750.000	24.750.000
BPJS TK KSH		24.136.667	24.136.667	24.136.667	24.136.667	24.136.667	24.136.667	24.136.667	24.136.667	24.136.667	24.136.667	24.136.667	24.136.667
Recruitment Process	12	10.500.000	10.500.000	10.500.000	10.500.000	10.500.000	10.500.000	10.500.000	10.500.000	10.500.000	10.500.000	10.500.000	10.500.000
Disnaker	12	5.400.000	5.400.000	5.400.000	5.400.000	5.400.000	5.400.000	5.400.000	5.400.000	5.400.000	5.400.000	5.400.000	5.400.000
Outing & Employee Gath	2	8.333.333	8.333.333	8.333.333	8.333.333	8.333.333	8.333.333	8.333.333	8.333.333	8.333.333	8.333.333	8.333.333	8.333.333
TOTAL BIAYA SDM		315.861.668	315.861.668	315.861.668	315.861.668	315.861.668	315.861.668	315.861.668	315.861.668	315.861.668	315.861.668	315.861.668	315.861.668

BEBAN SDM	PHASE	25	26	27	28	29	30	31	32	33	34	35	36
Salary		302.575.003	302.575.003	302.575.003	302.575.003	302.575.003	302.575.003	302.575.003	302.575.003	302.575.003	302.575.003	302.575.003	302.575.003
Uniform 2 set	500000	1.583.333	1.583.333	1.583.333	1.583.333	1.583.333	1.583.333	1.583.333	1.583.333	1.583.333	1.583.333	1.583.333	1.583.333
Training		27.225.000	27.225.000	27.225.000	27.225.000	27.225.000	27.225.000	27.225.000	27.225.000	27.225.000	27.225.000	27.225.000	27.225.000
BPJS TK KSH		30.257.500	30.257.500	30.257.500	30.257.500	30.257.500	30.257.500	30.257.500	30.257.500	30.257.500	30.257.500	30.257.500	30.257.500
Recruitment Process	12	11.550.000	11.550.000	11.550.000	11.550.000	11.550.000	11.550.000	11.550.000	11.550.000	11.550.000	11.550.000	11.550.000	11.550.000
Disnaker	12	5.940.000	5.940.000	5.940.000	5.940.000	5.940.000	5.940.000	5.940.000	5.940.000	5.940.000	5.940.000	5.940.000	5.940.000
Outing & Employee Gath	2	8.333.333	8.333.333	8.333.333	8.333.333	8.333.333	8.333.333	8.333.333	8.333.333	8.333.333	8.333.333	8.333.333	8.333.333
TOTAL BIAYA SDM		387.464.170	387.464.170	387.464.170	387.464.170	387.464.170	387.464.170	387.464.170	387.464.170	387.464.170	387.464.170	387.464.170	387.464.170
BEBAN SDM	PHASE	37	38	39	40	41	42	43	44	45	46	47	48
Salary		328.575.001	328.575.001	328.575.001	328.575.001	328.575.001	328.575.001	328.575.001	328.575.001	328.575.001	328.575.001	328.575.001	328.575.001
Uniform 2 set	500000	2.166.667	2.166.667	2.166.667	2.166.667	2.166.667	2.166.667	2.166.667	2.166.667	2.166.667	2.166.667	2.166.667	2.166.667
Training		29.947.500	29.947.500	29.947.500	29.947.500	29.947.500	29.947.500	29.947.500	29.947.500	29.947.500	29.947.500	29.947.500	29.947.500
BPJS TK KSH		32.857.500	32.857.500	32.857.500	32.857.500	32.857.500	32.857.500	32.857.500	32.857.500	32.857.500	32.857.500	32.857.500	32.857.500
Recruitment Process	12	12.705.000	12.705.000	12.705.000	12.705.000	12.705.000	12.705.000	12.705.000	12.705.000	12.705.000	12.705.000	12.705.000	12.705.000
Disnaker	12	6.534.000	6.534.000	6.534.000	6.534.000	6.534.000	6.534.000	6.534.000	6.534.000	6.534.000	6.534.000	6.534.000	6.534.000
Outing & Employee Gath	2	12.705.000	12.705.000	12.705.000	12.705.000	12.705.000	12.705.000	12.705.000	12.705.000	12.705.000	12.705.000	12.705.000	12.705.000
TOTAL BIAYA SDM		425.490.668	425.490.668	425.490.668	425.490.668	425.490.668	425.490.668	425.490.668	425.490.668	425.490.668	425.490.668	425.490.668	425.490.668
BEBAN SDM	PHASE	49	50	51	52	53	54	55	56	57	58	59	60
Salary		683.150.003	683.150.003	683.150.003	683.150.003	683.150.003	683.150.003	683.150.003	683.150.003	683.150.003	683.150.003	683.150.003	683.150.003
Uniform 2 set	500000	3.916.667	3.916.667	3.916.667	3.916.667	3.916.667	3.916.667	3.916.667	3.916.667	3.916.667	3.916.667	3.916.667	3.916.667
Training		35.937.000	35.937.000	35.937.000	35.937.000	35.937.000	35.937.000	35.937.000	35.937.000	35.937.000	35.937.000	35.937.000	35.937.000
BPJS TK KSH		68.315.000	68.315.000	68.315.000	68.315.000	68.315.000	68.315.000	68.315.000	68.315.000	68.315.000	68.315.000	68.315.000	68.315.000
Recruitment Process	12	13.975.500	13.975.500	13.975.500	13.975.500	13.975.500	13.975.500	13.975.500	13.975.500	13.975.500	13.975.500	13.975.500	13.975.500
Disnaker	12	7.187.400	7.187.400	7.187.400	7.187.400	7.187.400	7.187.400	7.187.400	7.187.400	7.187.400	7.187.400	7.187.400	7.187.400
Outing & Employee Gath	2	13.975.500	13.975.500	13.975.500	13.975.500	13.975.500	13.975.500	13.975.500	13.975.500	13.975.500	13.975.500	13.975.500	13.975.500
TOTAL BIAYA SDM		826.457.070	826.457.070	826.457.070	826.457.070	826.457.070	826.457.070	826.457.070	826.457.070	826.457.070	826.457.070	826.457.070	826.457.070

Lampiran BAB VIII – Biaya Keuangan (Per Bulan)

BEBAN SDM	PHASE	1	2	3	4	5	6	7	8	9	10	11	12
Software Zahir		12.500.000	12.500.000	12.500.000	12.500.000	12.500.000	12.500.000	12.500.000	12.500.000	12.500.000	12.500.000	12.500.000	12.500.000
Mesin hitung		1.666.667	1.666.667	1.666.667	1.666.667	1.666.667	1.666.667	1.666.667	1.666.667	1.666.667	1.666.667	1.666.667	1.666.667
Biaya Bank		12.500.000	12.500.000	12.500.000	12.500.000	12.500.000	12.500.000	12.500.000	12.500.000	12.500.000	12.500.000	12.500.000	12.500.000
TOTAL BIAYA FINANCE		26.666.667	26.666.667	26.666.667	26.666.667	26.666.667	26.666.667	26.666.667	26.666.667	26.666.667	26.666.667	26.666.667	26.666.667
BEBAN SDM	PHASE	13	14	15	16	17	18	19	20	21	22	23	24
Software Zahir		1.250.000	1.250.000	1.250.000	1.250.000	1.250.000	1.250.000	1.250.000	1.250.000	1.250.000	1.250.000	1.250.000	1.250.000
Mesin hitung		-	-	-	-	-	-	-	-	-	-	-	-
Biaya Bank		13.750.000	13.750.000	13.750.000	13.750.000	13.750.000	13.750.000	13.750.000	13.750.000	13.750.000	13.750.000	13.750.000	13.750.000
TOTAL BIAYA FINANCE		15.000.000	15.000.000	15.000.000	15.000.000	15.000.000	15.000.000	15.000.000	15.000.000	15.000.000	15.000.000	15.000.000	15.000.000
BEBAN SDM	PHASE	25	26	27	28	29	30	31	32	33	34	35	36
Software Zahir		1.250.000	1.250.000	1.250.000	1.250.000	1.250.000	1.250.000	1.250.000	1.250.000	1.250.000	1.250.000	1.250.000	1.250.000
Mesin hitung		-	-	-	-	-	-	-	-	-	-	-	-
Biaya Bank		15.125.000	15.125.000	15.125.000	15.125.000	15.125.000	15.125.000	15.125.000	15.125.000	15.125.000	15.125.000	15.125.000	15.125.000
TOTAL BIAYA FINANCE		16.375.000	16.375.000	16.375.000	16.375.000	16.375.000	16.375.000	16.375.000	16.375.000	16.375.000	16.375.000	16.375.000	16.375.000
BEBAN SDM	PHASE	37	38	39	40	41	42	43	44	45	46	47	48
Software Zahir		41.666.667	41.666.667	41.666.667	41.666.667	41.666.667	41.666.667	41.666.667	41.666.667	41.666.667	41.666.667	41.666.667	41.666.667
Mesin hitung		1.666.667	1.666.667	1.666.667	1.666.667	1.666.667	1.666.667	1.666.667	1.666.667	1.666.667	1.666.667	1.666.667	1.666.667
Biaya Bank		19.965.000	19.965.000	19.965.000	19.965.000	19.965.000	19.965.000	19.965.000	19.965.000	19.965.000	19.965.000	19.965.000	19.965.000
TOTAL BIAYA FINANCE		63.298.333	63.298.333	63.298.333	63.298.333	63.298.333	63.298.333	63.298.333	63.298.333	63.298.333	63.298.333	63.298.333	63.298.333

BEBAN SDM	PHASE	49	50	51	52	53	54	55	56	57	58	59	60
Software Zahir		4.166.667	4.166.667	4.166.667	4.166.667	4.166.667	4.166.667	4.166.667	4.166.667	4.166.667	4.166.667	4.166.667	4.166.667
Mesin hitung		-	-	-	-	-	-	-	-	-	-	-	-
Biaya Bank		25.954.500	25.954.500	25.954.500	25.954.500	25.954.500	25.954.500	25.954.500	25.954.500	25.954.500	25.954.500	25.954.500	25.954.500
TOTAL BIAYA FINANCE		30.121.167	30.121.167	30.121.167	30.121.167	30.121.167	30.121.167	30.121.167	30.121.167	30.121.167	30.121.167	30.121.167	30.121.167

Lampiran BAB VIII - Laporan Laba Rugi (Per Bulan)

1	2	3	4	5	6	7	8	9	10	11	12
1.172.691.771	1.172.691.771	1.172.691.771	1.172.691.771	1.172.691.771	1.172.691.771	1.172.691.771	1.172.691.771	1.172.691.771	1.172.691.771	1.172.691.771	1.172.691.771
1.172.691.771	1.172.691.771	1.172.691.771	1.172.691.771	1.172.691.771	1.172.691.771	1.172.691.771	1.172.691.771	1.172.691.771	1.172.691.771	1.172.691.771	1.172.691.771
152.933.333	152.933.333	152.933.333	152.933.333	152.933.333	152.933.333	152.933.333	152.933.333	152.933.333	152.933.333	152.933.333	152.933.333
696.440.000	696.440.000	696.440.000	696.440.000	696.440.000	696.440.000	696.440.000	696.440.000	696.440.000	696.440.000	696.440.000	696.440.000
295.049.168	295.049.168	295.049.168	295.049.168	295.049.168	295.049.168	295.049.168	295.049.168	295.049.168	295.049.168	295.049.168	295.049.168
26.666.667	26.666.667	26.666.667	26.666.667	26.666.667	26.666.667	26.666.667	26.666.667	26.666.667	26.666.667	26.666.667	26.666.667
85.866.667	85.866.667	85.866.667	85.866.667	85.866.667	85.866.667	85.866.667	85.866.667	85.866.667	85.866.667	85.866.667	85.866.667
91.430.354	91.430.354	91.430.354	91.430.354	91.430.354	91.430.354	91.430.354	91.430.354	91.430.354	91.430.354	91.430.354	91.430.354
203.963.688	203.963.688	203.963.688	203.963.688	203.963.688	203.963.688	203.963.688	203.963.688	203.963.688	203.963.688	203.963.688	203.963.688
1.348.386.189	1.348.386.189	1.348.386.189	1.348.386.189	1.348.386.189	1.348.386.189	1.348.386.189	1.348.386.189	1.348.386.189	1.348.386.189	1.348.386.189	1.348.386.189
(175.694.418)	(175.694.418)	(175.694.418)	(175.694.418)	(175.694.418)	(175.694.418)	(175.694.418)	(175.694.418)	(175.694.418)	(175.694.418)	(175.694.418)	(175.694.418)
(43.923.605)	(43.923.605)	(43.923.605)	(43.923.605)	(43.923.605)	(43.923.605)	(43.923.605)	(43.923.605)	(43.923.605)	(43.923.605)	(43.923.605)	(43.923.605)
(131.770.814)	(131.770.814)	(131.770.814)	(131.770.814)	(131.770.814)	(131.770.814)	(131.770.814)	(131.770.814)	(131.770.814)	(131.770.814)	(131.770.814)	(131.770.814)
(32.942.703)	(32.942.703)	(32.942.703)	(32.942.703)	(32.942.703)	(32.942.703)	(32.942.703)	(32.942.703)	(32.942.703)	(32.942.703)	(32.942.703)	(32.942.703)

13	14	15	16	17	18	19	20	21	22	23	24
1.289.960.948	1.289.960.948	1.289.960.948	1.289.960.948	1.289.960.948	1.289.960.948	1.289.960.948	1.289.960.948	1.289.960.948	1.289.960.948	1.289.960.948	1.289.960.948
1.289.960.948	1.289.960.948	1.289.960.948	1.289.960.948	1.289.960.948	1.289.960.948	1.289.960.948	1.289.960.948	1.289.960.948	1.289.960.948	1.289.960.948	1.289.960.948
105.524.000	105.524.000	105.524.000	105.524.000	105.524.000	105.524.000	105.524.000	105.524.000	105.524.000	105.524.000	105.524.000	105.524.000
696.440.000	696.440.000	696.440.000	696.440.000	696.440.000	696.440.000	696.440.000	696.440.000	696.440.000	696.440.000	696.440.000	696.440.000
315.861.668	315.861.668	315.861.668	315.861.668	315.861.668	315.861.668	315.861.668	315.861.668	315.861.668	315.861.668	315.861.668	315.861.668
15.000.000	15.000.000	15.000.000	15.000.000	15.000.000	15.000.000	15.000.000	15.000.000	15.000.000	15.000.000	15.000.000	15.000.000
85.866.667	85.866.667	85.866.667	85.866.667	85.866.667	85.866.667	85.866.667	85.866.667	85.866.667	85.866.667	85.866.667	85.866.667
91.430.354	91.430.354	91.430.354	91.430.354	91.430.354	91.430.354	91.430.354	91.430.354	91.430.354	91.430.354	91.430.354	91.430.354
192.297.021	192.297.021	192.297.021	192.297.021	192.297.021	192.297.021	192.297.021	192.297.021	192.297.021	192.297.021	192.297.021	192.297.021
1.310.122.689	1.310.122.689	1.310.122.689	1.310.122.689	1.310.122.689	1.310.122.689	1.310.122.689	1.310.122.689	1.310.122.689	1.310.122.689	1.310.122.689	1.310.122.689
(20.161.741)	(20.161.741)	(20.161.741)	(20.161.741)	(20.161.741)	(20.161.741)	(20.161.741)	(20.161.741)	(20.161.741)	(20.161.741)	(20.161.741)	(20.161.741)
(5.040.435)	(5.040.435)	(5.040.435)	(5.040.435)	(5.040.435)	(5.040.435)	(5.040.435)	(5.040.435)	(5.040.435)	(5.040.435)	(5.040.435)	(5.040.435)
(15.121.306)	(15.121.306)	(15.121.306)	(15.121.306)	(15.121.306)	(15.121.306)	(15.121.306)	(15.121.306)	(15.121.306)	(15.121.306)	(15.121.306)	(15.121.306)
(3.780.326)	(3.780.326)	(3.780.326)	(3.780.326)	(3.780.326)	(3.780.326)	(3.780.326)	(3.780.326)	(3.780.326)	(3.780.326)	(3.780.326)	(3.780.326)

25	26	27	28	29	30	31	32	33	34	35	36
1.418.957.043	1.418.957.043	1.418.957.043	1.418.957.043	1.418.957.043	1.418.957.043	1.418.957.043	1.418.957.043	1.418.957.043	1.418.957.043	1.418.957.043	1.418.957.043
125.000.000	125.000.000	125.000.000	125.000.000	125.000.000	125.000.000	125.000.000	125.000.000	125.000.000	125.000.000	125.000.000	125.000.000
1.543.957.043	1.543.957.043	1.543.957.043	1.543.957.043	1.543.957.043	1.543.957.043	1.543.957.043	1.543.957.043	1.543.957.043	1.543.957.043	1.543.957.043	1.543.957.043
114.555.200	114.555.200	114.555.200	114.555.200	114.555.200	114.555.200	114.555.200	114.555.200	114.555.200	114.555.200	114.555.200	114.555.200
766.084.000	766.084.000	766.084.000	766.084.000	766.084.000	766.084.000	766.084.000	766.084.000	766.084.000	766.084.000	766.084.000	766.084.000
387.464.170	387.464.170	387.464.170	387.464.170	387.464.170	387.464.170	387.464.170	387.464.170	387.464.170	387.464.170	387.464.170	387.464.170
16.375.000	16.375.000	16.375.000	16.375.000	16.375.000	16.375.000	16.375.000	16.375.000	16.375.000	16.375.000	16.375.000	16.375.000
85.866.667	85.866.667	85.866.667	85.866.667	85.866.667	85.866.667	85.866.667	85.866.667	85.866.667	85.866.667	85.866.667	85.866.667
91.430.354	91.430.354	91.430.354	91.430.354	91.430.354	91.430.354	91.430.354	91.430.354	91.430.354	91.430.354	91.430.354	91.430.354
193.672.021	193.672.021	193.672.021	193.672.021	193.672.021	193.672.021	193.672.021	193.672.021	193.672.021	193.672.021	193.672.021	193.672.021
1.461.775.391	1.461.775.391	1.461.775.391	1.461.775.391	1.461.775.391	1.461.775.391	1.461.775.391	1.461.775.391	1.461.775.391	1.461.775.391	1.461.775.391	1.461.775.391
82.181.651	82.181.651	82.181.651	82.181.651	82.181.651	82.181.651	82.181.651	82.181.651	82.181.651	82.181.651	82.181.651	82.181.651
20.545.413	20.545.413	20.545.413	20.545.413	20.545.413	20.545.413	20.545.413	20.545.413	20.545.413	20.545.413	20.545.413	20.545.413
61.636.239	61.636.239	61.636.239	61.636.239	61.636.239	61.636.239	61.636.239	61.636.239	61.636.239	61.636.239	61.636.239	61.636.239
15.409.060	15.409.060	15.409.060	15.409.060	15.409.060	15.409.060	15.409.060	15.409.060	15.409.060	15.409.060	15.409.060	15.409.060

37	38	39	40	41	42	43	44	45	46	47	48
1.560.852.747	1.560.852.747	1.560.852.747	1.560.852.747	1.560.852.747	1.560.852.747	1.560.852.747	1.560.852.747	1.560.852.747	1.560.852.747	1.560.852.747	1.560.852.747
150.000.000	150.000.000	150.000.000	150.000.000	150.000.000	150.000.000	150.000.000	150.000.000	150.000.000	150.000.000	150.000.000	150.000.000
11.323.798.297	11.323.798.297	11.323.798.297	11.323.798.297	11.323.798.297	11.323.798.297	11.323.798.297	11.323.798.297	11.323.798.297	11.323.798.297	11.323.798.297	11.323.798.297
13.034.651.044	13.034.651.044	13.034.651.044	13.034.651.044	13.034.651.044	13.034.651.044	13.034.651.044	13.034.651.044	13.034.651.044	13.034.651.044	13.034.651.044	13.034.651.044
3.457.821.581	3.457.821.581	3.457.821.581	3.457.821.581	3.457.821.581	3.457.821.581	3.457.821.581	3.457.821.581	3.457.821.581	3.457.821.581	3.457.821.581	3.457.821.581
842.692.400	842.692.400	842.692.400	842.692.400	842.692.400	842.692.400	842.692.400	842.692.400	842.692.400	842.692.400	842.692.400	842.692.400
425.490.668	425.490.668	425.490.668	425.490.668	425.490.668	425.490.668	425.490.668	425.490.668	425.490.668	425.490.668	425.490.668	425.490.668
17.887.500	17.887.500	17.887.500	17.887.500	17.887.500	17.887.500	17.887.500	17.887.500	17.887.500	17.887.500	17.887.500	17.887.500
85.866.667	85.866.667	85.866.667	85.866.667	85.866.667	85.866.667	85.866.667	85.866.667	85.866.667	85.866.667	85.866.667	85.866.667
2.830.949.574	2.830.949.574	2.830.949.574	2.830.949.574	2.830.949.574	2.830.949.574	2.830.949.574	2.830.949.574	2.830.949.574	2.830.949.574	2.830.949.574	2.830.949.574
365.721.418	365.721.418	365.721.418	365.721.418	365.721.418	365.721.418	365.721.418	365.721.418	365.721.418	365.721.418	365.721.418	365.721.418
3.300.425.158	3.300.425.158	3.300.425.158	3.300.425.158	3.300.425.158	3.300.425.158	3.300.425.158	3.300.425.158	3.300.425.158	3.300.425.158	3.300.425.158	3.300.425.158
8.026.429.808	8.026.429.808	8.026.429.808	8.026.429.808	8.026.429.808	8.026.429.808	8.026.429.808	8.026.429.808	8.026.429.808	8.026.429.808	8.026.429.808	8.026.429.808
5.008.221.236	5.008.221.236	5.008.221.236	5.008.221.236	5.008.221.236	5.008.221.236	5.008.221.236	5.008.221.236	5.008.221.236	5.008.221.236	5.008.221.236	5.008.221.236
1.252.055.309	1.252.055.309	1.252.055.309	1.252.055.309	1.252.055.309	1.252.055.309	1.252.055.309	1.252.055.309	1.252.055.309	1.252.055.309	1.252.055.309	1.252.055.309
3.756.165.927	3.756.165.927	3.756.165.927	3.756.165.927	3.756.165.927	3.756.165.927	3.756.165.927	3.756.165.927	3.756.165.927	3.756.165.927	3.756.165.927	3.756.165.927
939.041.482	939.041.482	939.041.482	939.041.482	939.041.482	939.041.482	939.041.482	939.041.482	939.041.482	939.041.482	939.041.482	939.041.482

Lampiran BAB VIII - Laporan Neraca (Per Bulan)

1	2	3	4	5	6	7	8	9	10	11	12
-	-	-	-	-	-	-	-	-	-	-	-
1.172.691.771	1.172.691.771	1.172.691.771	1.172.691.771	1.172.691.771	1.172.691.771	1.172.691.771	1.172.691.771	1.172.691.771	1.172.691.771	1.172.691.771	1.172.691.771
-	-	-	-	-	-	-	-	-	-	-	-
-	-	-	-	-	-	-	-	-	-	-	-
1.172.691.771	1.172.691.771	1.172.691.771	1.172.691.771	1.172.691.771	1.172.691.771	1.172.691.771	1.172.691.771	1.172.691.771	1.172.691.771	1.172.691.771	1.172.691.771
25.250.000	25.250.000	25.250.000	25.250.000	25.250.000	25.250.000	25.250.000	25.250.000	25.250.000	25.250.000	25.250.000	25.250.000
-	-	-	-	-	-	-	-	-	-	-	-
17.500.000	17.500.000	17.500.000	17.500.000	17.500.000	17.500.000	17.500.000	17.500.000	17.500.000	17.500.000	17.500.000	17.500.000
-	-	-	-	-	-	-	-	-	-	-	-
4.008.333	4.008.333	4.008.333	4.008.333	4.008.333	4.008.333	4.008.333	4.008.333	4.008.333	4.008.333	4.008.333	4.008.333
-	-	-	-	-	-	-	-	-	-	-	-
109.166.667	109.166.667	109.166.667	109.166.667	109.166.667	109.166.667	109.166.667	109.166.667	109.166.667	109.166.667	109.166.667	109.166.667
-	-	-	-	-	-	-	-	-	-	-	-
-	-	-	-	-	-	-	-	-	-	-	-
155.925.000	155.925.000	155.925.000	155.925.000	155.925.000	155.925.000	155.925.000	155.925.000	155.925.000	155.925.000	155.925.000	155.925.000
1.328.616.771	1.328.616.771	1.328.616.771	1.328.616.771	1.328.616.771	1.328.616.771	1.328.616.771	1.328.616.771	1.328.616.771	1.328.616.771	1.328.616.771	1.328.616.771
-	-	-	-	-	-	-	-	-	-	-	-

13	14	15	16	17	18	19	20	21	22	23	24
-	-	-	-	-	-	-	-	-	-	-	-
1.289.960.948	1.289.960.948	1.289.960.948	1.289.960.948	1.289.960.948	1.289.960.948	1.289.960.948	1.289.960.948	1.289.960.948	1.289.960.948	1.289.960.948	1.289.960.948
-	-	-	-	-	-	-	-	-	-	-	-
-	-	-	-	-	-	-	-	-	-	-	-
1.289.960.948	1.289.960.948	1.289.960.948	1.289.960.948	1.289.960.948	1.289.960.948	1.289.960.948	1.289.960.948	1.289.960.948	1.289.960.948	1.289.960.948	1.289.960.948
25.250.000	25.250.000	25.250.000	25.250.000	25.250.000	25.250.000	25.250.000	25.250.000	25.250.000	25.250.000	25.250.000	25.250.000
-	-	-	-	-	-	-	-	-	-	-	-
17.500.000	17.500.000	17.500.000	17.500.000	17.500.000	17.500.000	17.500.000	17.500.000	17.500.000	17.500.000	17.500.000	17.500.000
-	-	-	-	-	-	-	-	-	-	-	-
3.922.000	3.922.000	3.922.000	3.922.000	3.922.000	3.922.000	3.922.000	3.922.000	3.922.000	3.922.000	3.922.000	3.922.000
-	-	-	-	-	-	-	-	-	-	-	-
15.000.000	15.000.000	15.000.000	15.000.000	15.000.000	15.000.000	15.000.000	15.000.000	15.000.000	15.000.000	15.000.000	15.000.000
-	-	-	-	-	-	-	-	-	-	-	-
-	-	-	-	-	-	-	-	-	-	-	-
61.672.000	61.672.000	61.672.000	61.672.000	61.672.000	61.672.000	61.672.000	61.672.000	61.672.000	61.672.000	61.672.000	61.672.000
1.351.632.948	1.351.632.948	1.351.632.948	1.351.632.948	1.351.632.948	1.351.632.948	1.351.632.948	1.351.632.948	1.351.632.948	1.351.632.948	1.351.632.948	1.351.632.948
-	-	-	-	-	-	-	-	-	-	-	-

25	26	27	28	29	30	31	32	33	34	35	36
-	-	-	-	-	-	-	-	-	-	-	-
1.543.957.043	1.543.957.043	1.543.957.043	1.543.957.043	1.543.957.043	1.543.957.043	1.543.957.043	1.543.957.043	1.543.957.043	1.543.957.043	1.543.957.043	1.543.957.043
-	-	-	-	-	-	-	-	-	-	-	-
-	-	-	-	-	-	-	-	-	-	-	-
1.543.957.043	1.543.957.043	1.543.957.043	1.543.957.043	1.543.957.043	1.543.957.043	1.543.957.043	1.543.957.043	1.543.957.043	1.543.957.043	1.543.957.043	1.543.957.043
25.250.000	25.250.000	25.250.000	25.250.000	25.250.000	25.250.000	25.250.000	25.250.000	25.250.000	25.250.000	25.250.000	25.250.000
-	-	-	-	-	-	-	-	-	-	-	-
17.500.000	17.500.000	17.500.000	17.500.000	17.500.000	17.500.000	17.500.000	17.500.000	17.500.000	17.500.000	17.500.000	17.500.000
-	-	-	-	-	-	-	-	-	-	-	-
4.293.000	4.293.000	4.293.000	4.293.000	4.293.000	4.293.000	4.293.000	4.293.000	4.293.000	4.293.000	4.293.000	4.293.000
-	-	-	-	-	-	-	-	-	-	-	-
15.000.000	15.000.000	15.000.000	15.000.000	15.000.000	15.000.000	15.000.000	15.000.000	15.000.000	15.000.000	15.000.000	15.000.000
-	-	-	-	-	-	-	-	-	-	-	-
-	-	-	-	-	-	-	-	-	-	-	-
62.043.000	62.043.000	62.043.000	62.043.000	62.043.000	62.043.000	62.043.000	62.043.000	62.043.000	62.043.000	62.043.000	62.043.000
1.606.000.043	1.606.000.043	1.606.000.043	1.606.000.043	1.606.000.043	1.606.000.043	1.606.000.043	1.606.000.043	1.606.000.043	1.606.000.043	1.606.000.043	1.606.000.043
-	-	-	-	-	-	-	-	-	-	-	-

Lampiran BAB VIII - Laporan Cash Flow (Per Bulan)

1	2	3	4	5	6	7	8	9	10	11	12
(131.770.814)	(131.770.814)	(131.770.814)	(131.770.814)	(131.770.814)	(131.770.814)	(131.770.814)	(131.770.814)	(131.770.814)	(131.770.814)	(131.770.814)	(131.770.814)
85.866.667	85.866.667	85.866.667	85.866.667	85.866.667	85.866.667	85.866.667	85.866.667	85.866.667	85.866.667	85.866.667	85.866.667
(45.904.147)	(45.904.147)	(45.904.147)	(45.904.147)	(45.904.147)	(45.904.147)	(45.904.147)	(45.904.147)	(45.904.147)	(45.904.147)	(45.904.147)	(45.904.147)
109.166.667	109.166.667	109.166.667	109.166.667	109.166.667	109.166.667	109.166.667	109.166.667	109.166.667	109.166.667	109.166.667	109.166.667
(155.070.814)	(155.070.814)	(155.070.814)	(155.070.814)	(155.070.814)	(155.070.814)	(155.070.814)	(155.070.814)	(155.070.814)	(155.070.814)	(155.070.814)	(155.070.814)
91.430.354	91.430.354	91.430.354	91.430.354	91.430.354	91.430.354	91.430.354	91.430.354	91.430.354	91.430.354	91.430.354	91.430.354
(246.501.168)	(246.501.168)	(246.501.168)	(246.501.168)	(246.501.168)	(246.501.168)	(246.501.168)	(246.501.168)	(246.501.168)	(246.501.168)	(246.501.168)	(246.501.168)
(246.501.168)	(246.501.168)	(246.501.168)	(246.501.168)	(246.501.168)	(246.501.168)	(246.501.168)	(246.501.168)	(246.501.168)	(246.501.168)	(246.501.168)	(246.501.168)
275.916.667	275.916.667	275.916.667	275.916.667	275.916.667	275.916.667	275.916.667	275.916.667	275.916.667	275.916.667	275.916.667	275.916.667
29.415.499	29.415.499	29.415.499	29.415.499	29.415.499	29.415.499	29.415.499	29.415.499	29.415.499	29.415.499	29.415.499	29.415.499

13	14	15	16	17	18	19	20	21	22	23	24
(15.121.306)	(15.121.306)	(15.121.306)	(15.121.306)	(15.121.306)	(15.121.306)	(15.121.306)	(15.121.306)	(15.121.306)	(15.121.306)	(15.121.306)	(15.121.306)
70.745.361	70.745.361	70.745.361	70.745.361	70.745.361	70.745.361	70.745.361	70.745.361	70.745.361	70.745.361	70.745.361	70.745.361
15.000.000	15.000.000	15.000.000	15.000.000	15.000.000	15.000.000	15.000.000	15.000.000	15.000.000	15.000.000	15.000.000	15.000.000
91.430.354	91.430.354	91.430.354	91.430.354	91.430.354	91.430.354	91.430.354	91.430.354	91.430.354	91.430.354	91.430.354	91.430.354
(35.684.993)	(35.684.993)	(35.684.993)	(35.684.993)	(35.684.993)	(35.684.993)	(35.684.993)	(35.684.993)	(35.684.993)	(35.684.993)	(35.684.993)	(35.684.993)
(35.684.993)	(35.684.993)	(35.684.993)	(35.684.993)	(35.684.993)	(35.684.993)	(35.684.993)	(35.684.993)	(35.684.993)	(35.684.993)	(35.684.993)	(35.684.993)
29.415.499	29.415.499	29.415.499	29.415.499	29.415.499	29.415.499	29.415.499	29.415.499	29.415.499	29.415.499	29.415.499	29.415.499
(6.269.495)	(6.269.495)	(6.269.495)	(6.269.495)	(6.269.495)	(6.269.495)	(6.269.495)	(6.269.495)	(6.269.495)	(6.269.495)	(6.269.495)	(6.269.495)

25	26	27	28	29	30	31	32	33	34	35	36
61.636.239	61.636.239	61.636.239	61.636.239	61.636.239	61.636.239	61.636.239	61.636.239	61.636.239	61.636.239	61.636.239	61.636.239
147.502.905	147.502.905	147.502.905	147.502.905	147.502.905	147.502.905	147.502.905	147.502.905	147.502.905	147.502.905	147.502.905	147.502.905
15.000.000	15.000.000	15.000.000	15.000.000	15.000.000	15.000.000	15.000.000	15.000.000	15.000.000	15.000.000	15.000.000	15.000.000
91.430.354	91.430.354	91.430.354	91.430.354	91.430.354	91.430.354	91.430.354	91.430.354	91.430.354	91.430.354	91.430.354	91.430.354
41.072.551	41.072.551	41.072.551	41.072.551	41.072.551	41.072.551	41.072.551	41.072.551	41.072.551	41.072.551	41.072.551	41.072.551
406.793.968	406.793.968	406.793.968	406.793.968	406.793.968	406.793.968	406.793.968	406.793.968	406.793.968	406.793.968	406.793.968	406.793.968
(6.269.495)	(6.269.495)	(6.269.495)	(6.269.495)	(6.269.495)	(6.269.495)	(6.269.495)	(6.269.495)	(6.269.495)	(6.269.495)	(6.269.495)	(6.269.495)
400.524.474	400.524.474	400.524.474	400.524.474	400.524.474	400.524.474	400.524.474	400.524.474	400.524.474	400.524.474	400.524.474	400.524.474

37	38	39	40	41	42	43	44	45	46	47	48
3.756.165.927	3.756.165.927	3.756.165.927	3.756.165.927	3.756.165.927	3.756.165.927	3.756.165.927	3.756.165.927	3.756.165.927	3.756.165.927	3.756.165.927	3.756.165.927
3.842.032.594	3.842.032.594	3.842.032.594	3.842.032.594	3.842.032.594	3.842.032.594	3.842.032.594	3.842.032.594	3.842.032.594	3.842.032.594	3.842.032.594	3.842.032.594
3.348.333.333	3.348.333.333	3.348.333.333	3.348.333.333	3.348.333.333	3.348.333.333	3.348.333.333	3.348.333.333	3.348.333.333	3.348.333.333	3.348.333.333	3.348.333.333
91.430.354	91.430.354	91.430.354	91.430.354	91.430.354	91.430.354	91.430.354	91.430.354	91.430.354	91.430.354	91.430.354	91.430.354
402.268.906	402.268.906	402.268.906	402.268.906	402.268.906	402.268.906	402.268.906	402.268.906	402.268.906	402.268.906	402.268.906	402.268.906
402.268.906	402.268.906	402.268.906	402.268.906	402.268.906	402.268.906	402.268.906	402.268.906	402.268.906	402.268.906	402.268.906	402.268.906
400.524.474	400.524.474	400.524.474	400.524.474	400.524.474	400.524.474	400.524.474	400.524.474	400.524.474	400.524.474	400.524.474	400.524.474
802.793.380	802.793.380	802.793.380	802.793.380	802.793.380	802.793.380	802.793.380	802.793.380	802.793.380	802.793.380	802.793.380	802.793.380
49	50	51	52	53	54	55	56	57	58	59	60
8.357.423.716	8.357.423.716	8.357.423.716	8.357.423.716	8.357.423.716	8.357.423.716	8.357.423.716	8.357.423.716	8.357.423.716	8.357.423.716	8.357.423.716	8.357.423.716
8.443.290.383	8.443.290.383	8.443.290.383	8.443.290.383	8.443.290.383	8.443.290.383	8.443.290.383	8.443.290.383	8.443.290.383	8.443.290.383	8.443.290.383	8.443.290.383
15.000.000	15.000.000	15.000.000	15.000.000	15.000.000	15.000.000	15.000.000	15.000.000	15.000.000	15.000.000	15.000.000	15.000.000
91.430.354	91.430.354	91.430.354	91.430.354	91.430.354	91.430.354	91.430.354	91.430.354	91.430.354	91.430.354	91.430.354	91.430.354
8.336.860.028	8.336.860.028	8.336.860.028	8.336.860.028	8.336.860.028	8.336.860.028	8.336.860.028	8.336.860.028	8.336.860.028	8.336.860.028	8.336.860.028	8.336.860.028
19.660.658.325	19.660.658.325	19.660.658.325	19.660.658.325	19.660.658.325	19.660.658.325	19.660.658.325	19.660.658.325	19.660.658.325	19.660.658.325	19.660.658.325	19.660.658.325
802.793.380	802.793.380	802.793.380	802.793.380	802.793.380	802.793.380	802.793.380	802.793.380	802.793.380	802.793.380	802.793.380	802.793.380
20.463.451.705	20.463.451.705	20.463.451.705	20.463.451.705	20.463.451.705	20.463.451.705	20.463.451.705	20.463.451.705	20.463.451.705	20.463.451.705	20.463.451.705	20.463.451.705

Lampiran BAB VIII – Analisa Kelayakan Investasi (Per Bulan)

NORMAL	
NET MARGIN	447.028.443.517
TOTAL INVESTMENT	6.269.510.014
ROI %	70,30

NORMAL		
TAHUN	NET PROFIT	BALANCE
1	(1.581.249.763)	0,00
2	(181.455.669)	(181.455.669)
3	739.634.863	558.179.194
4	45.073.991.128	45.632.170.322
5	100.289.084.592	145.921.254.914
PAYBACK PERIOD		3,2

NORMAL		
TAHUN	<i>PV = 1/(1+i)ⁿ</i>	
	NET PROFIT	PRESENT VALUE
1	(1.581.249.763)	(1.264.999.810)
2	(181.455.669)	(116.131.628)
3	739.634.863	378.693.050
4	45.073.991.128	18.462.306.766
5	100.289.084.592	32.862.727.239
6	-	-
7	-	-
8	-	-
9	-	-
10	-	-
NPV		49.057.595.807
IRR		259,24%

Rasio Keuangan

NO	RASIO KEUANGAN	TAHUN				
		1	2	3	4	5
A	RASIO LIKUIDITAS					
1	Current Ratio = Aktiva Lancar / Utang Lancar					
	Aktiva Lancar (a)	14.072.301.250	15.479.531.375	18.527.484.513	156.415.812.529	199.414.509.695
	Utang Lancar (b)	3.303.000.000	125.615.941	303.000.000	125.615.942	303.000.000
	Current Ratio (a/b)	4,26	123,23	61,15	1.245,19	658,13
2	Quick Ratio = Aktiva Lancar - Persediaan / Utang Lancar					
	Aktiva Lancar (a)	14.072.301.250	15.479.531.375	18.527.484.513	156.415.812.529	199.414.509.695
	total Aset	1.871.100.000	740.064.000	744.516.000	40.749.397.936	754.751.886
	Total (a - b)	12.201.201.250	14.739.467.375	17.782.968.513	115.666.414.593	198.659.757.810
	Utang Lancar (c)	3.303.000.000	125.615.941	303.000.000	125.615.942	303.000.000
	Quick Ratio (a-b/c)	3,69	117,34	58,69	920,79	655,64
3	Cash Ratio = Kas Equivalent / Utang Lancar					
	Kas dan Setara Kas (a)	14.072.301.250	15.479.531.375	18.527.484.513	156.415.812.529	199.414.509.695
	Utang Lancar (b)	3.303.000.000	125.615.941	303.000.000	125.615.942	303.000.000
	Quick Ratio (a/b)	4,26	123,23	61,15	1.245,19	658,13

Laporan Modal

Saldo Awal Tahun 1		
Setoran Modal		
Taryana	470.213.251	
Elly	470.213.251	
Fara	470.213.251	
Adrian	470.213.251	
		1.880.853.004
Obligasi	4.388.657.010	4.388.657.010
TOTAL PERMODALAN		6.269.510.014