10. LAMPIRAN-LAMPIRAN

LAMPIRAN BAB 1

Lampiran 1.1

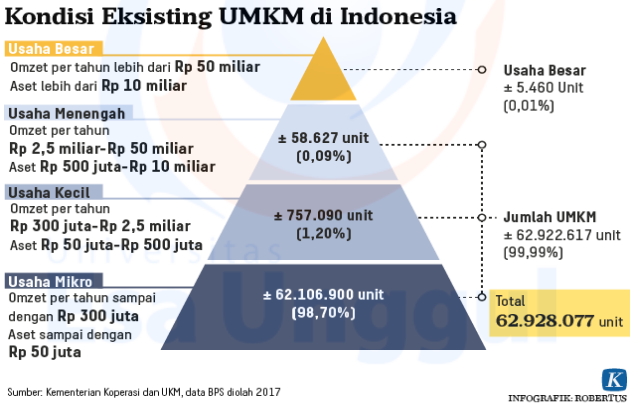

Sumber: Kementerian Koperasi dan UKM, 2020

Gambar 10.1: Kondisi Eksisting UMKM di Indonesia

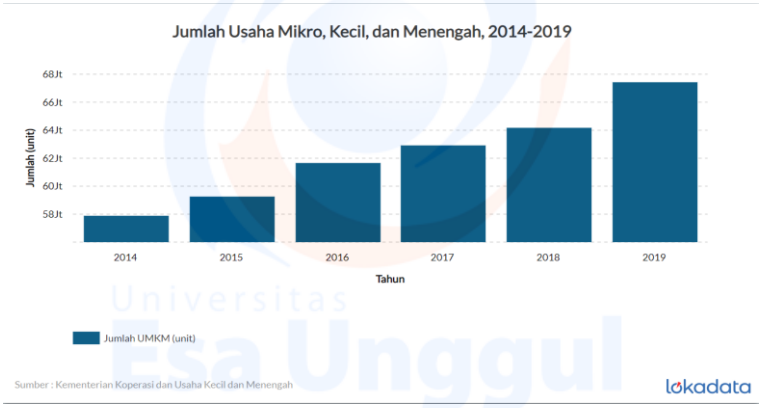

Sumber: Kementerian Koperasi dan UKM, 2020

Gambar 10.2: Kondisi Eksisting UMKM di Indonesia

Lampiran 1.2

Tabel 10.1: Karakteristik Pembagian Jenis Usaha

Sumber: Undang-Undang No. 20 Tahun 2008 dan BPS, 2020

Kategori Usaha	Karakteristik
MIKRO	• Memiliki aset dengan nominal maksimal 50 (lima puluh) juta rupiah • Memiliki omset dengan nominal maksimal 300 (tiga ratus) juta rupiah • Tenaga kerja yang dipekerjakan di bawah 5 (lima) orang
KECIL	• Memiliki aset dengan nominal antara 50 (lima puluh) juta rupiah

	hingga 500 (lima ratus) juta rupiah • Memiliki omset dengan nominal antara 300 (tiga ratus) juta rupiah hingga 2,5 (dua koma lima) milyar rupiah • Tenaga kerja yang dipekerjakan sekitar 5 (lima) hingga 19 (sembilan belas) orang
MENENGAH	• Memiliki aset dengan nominal antara 500 (lima ratus) juta rupiah hingga 10 (sepuluh) milyar rupiah • Memiliki omset dengan nominal antara 2,5 (dua koma lima) milyar rupiah hingga 50 (lima puluh) milyar rupiah • Tenaga kerja sekitar 20 (dua puluh) hingga 99 (sembilan puluh sembilan) orang
BESAR	• Memiliki aset dengan nominal di atas 10 (sepuluh) milyar rupiah • Memiliki omset dengan nominal di atas 50 (lima puluh) milyar rupiah • Tenaga kerja yang dipekerjakan melebihi 100 (seratus) orang

Lampiran 1.3

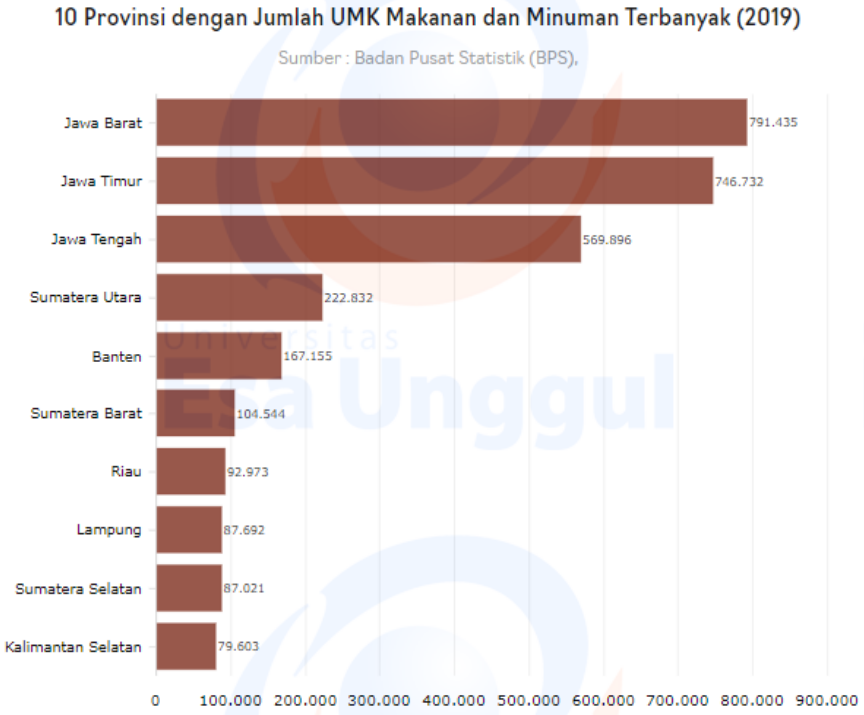

Sumber: BPS, 2020

Gambar 10.3: Jumlah UKM Makanan dan Minuman per Provinsi per Tahun 2019

Lampiran 1.4

Tabel 10.2: Hasil Wawancara dengan Narasumber

Sumber: Wawancara dengan Bapak P.

No.	Pertanyaan	Jawaban
1.	Menurut Anda, bagaimana perbandingan harga jika kontainer modifikasi ini dibandingkan dengan ruko dan dibandingkan dengan gerobak?	Kontainer modifikasi ini merupakan bangunan semi permanen, yang jika dibandingkan dengan ruko harga kontainer ini relatif lebih murah, tapi jika dibandingkan dengan gerobak harganya relatif mahal, jadi tergantung kita membandingkannya bagaimana.
2.	Jika sudah membeli kontainer apakah tempat juga sebagai masalah?	Tentu saja tempat menjadi masalah karena ketika kita membeli kontainer bukan berarti kita bebas menggunakan tempat dimana pun, kita harus menyewa tanah untuk kita tempati sebagai lokasi tempat usaha
3.	Apa yang menjadi pertimbangan jika ada pelaku usaha kecil yang ingin membeli kontainer ini?	Dengan harga yang cukup mahal, ini yang menjadi pertimbangan sekali terkait minat beli pelaku usaha khususnya usaha kecil karena terkendala modal usaha karena harga kontainer ini cukup tinggi sehingga berpikir dua kali untuk membeli kontainer ini, kecuali mereka yang mempunyai modal lebih
4.	Jika seiring waktu ingin memodifikasi ulang, apakah mudah untuk melakukannya (untuk kontainer)?	Ini yang menjadi kendala sebenarnya, ketika kita mau ada perubahan desain cukup sulit juga untuk modifikasi ulang dan juga akan memakan biaya besar untuk modifikasi.
5.	Jika kontainer ini ingin dijual kembali apakah si penjual dapat menampung kontainernya?	Ini menjadi kendala yang cukup besar karena ketika kita ingin menjual kembali tempat usaha, harus ke mana lagi harus menjualnya karena keterbatasan pengetahuan tentang ini, jadi sangat sulit untuk menjualnya kembali.
6.	Ketika membeli kontainer, apakah penjual juga sudah menyediakan transportasi untuk jasa pengiriman?	Penjual hanya sale unit saja dan tidak menyediakan transportasi pengiriman, jadi kita harus mencari tempat jasa transportasi trailer sendiri, dan jika ingin meminta di carikan jasa pengiriman dari tempat penjualan kontainer akan dikenakan ongkos tarif 2 kali lipat.

7.	Ketika kita sudah membeli kontainer dan sudah sampai tempat tujuan, apakah ada kendala kondisi unit yang tidak sesuai dan apakah servis dari penjual sesuai dengan yang di harapkan?	Memang sedikit kecewa juga ketika barang sudah sampai ternyata unit yang sudah di beli tidak sesuai dengan yang di harapkan dan ketika menghubungi penjual untuk minta di perbaiki kadang penjual minta dengan uang tunai atau biaya perbaikan

Lampiran 1.5

Sumber: *Google Images, 2020*

Gambar 10.4: Contoh Hasil Jadi Produk

LAMPIRAN BAB 2

Lampiran 2.1

PERBANDINGAN HARGA BERDASARKAN RISET

SPESIFIKASI 1x10 FT Franchise Container

CONTAINER 10 FT (kondisi 70%)
Body container di modifikasi sehingga bisa dimodel buka dan tutup bagian depan
Hidrolic 2 Pcs
Lantai bawah vinyl motif kayu
Modifikasi = meja yang bisa di lipat 1 unit + Engsel buka tutup
Pintu 1 unit
Warna premier (tunggu konfirmasi klien)

Electrical :
Stop kontak : 3 set
Exhouse Fan 1 Unit
Lampu 3 unit (1 unit @18 watt dan 2 Unit @10 watt)
Box MCB 1 set
Mounting socket 1 pcs

NO	NAMA PERUSAHAAN	HARGA	Garansi	Keterangan
1	Raficon Sarijaya	Rp 35.000.000	Garanasi 6 bulan	Belum Termasuk Biaya pengiriman
2	Go Container	Rp 36.500.000	Garanasi 8 bulan	Belum Termasuk Biaya pengiriman
3	Malaka jaya	Rp 34.000.000	Garanasi 6 bulan	Belum Termasuk Biaya pengiriman

Gambar 10.5: Harga Penawaran dari Perusahaan Rival untuk Spek Kontainer yang Sama

Sumber: *Research* Lapangan Penulis, 2020

Lampiran 2.2

Sumber: Berita Resmi Statistik No. 64/08, 2020

Gambar 10.6: Pertumbuhan Ekonomi Indonesia 2020 (Triwulan)

Lampiran 2.3

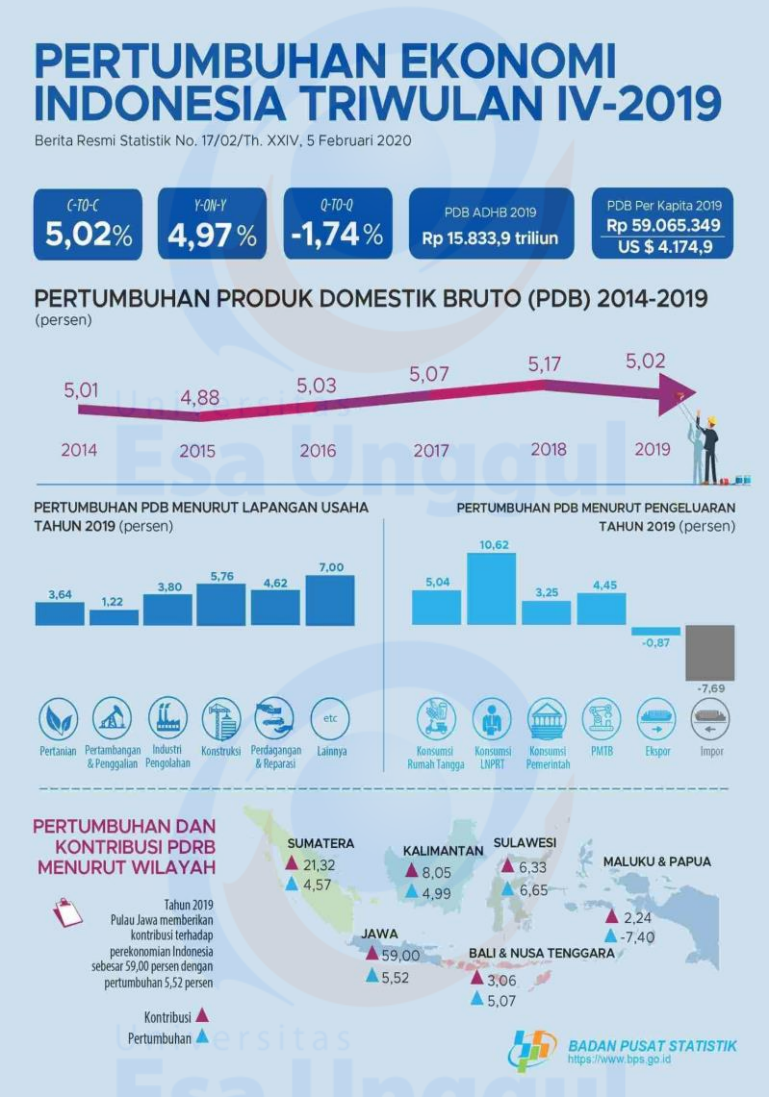

Sumber: Berita Resmi No. 17/02. 2020

Gambar 10.7: Pertumbuhan Ekonomi 2014 - 2019

Lampiran 2.4

Tabel 10.3: Perbandingan Kontainer Modifikasi dengan Barang Substitusi

Sumber: *Research* dan Diskusi Penulis

No.	Jenis	Perbandingan
1.	Gerobak	✓ Biaya yang ekonomis X Penjual berada di luar sehingga pada saat musim hujan akan merepotkan penjual X Ketahanan kurang kuat
2.	Ruko	✓ Biaya yang mahal

		✓ Penjual berada di dalam dan nyaman dalam segala jenis cuaca ✓ Kokoh ✓ Bisa menyimpan banyak barang X Tidak bisa di pindah-pindah X Perlu perizinan
3.	Kontainer 	✓ Biaya Ekonomis ✓ Penjual berada di dalam dan nyaman dalam segala jenis cuaca ✓ Bisa dipindah-pindah / fleksibel ✓ Tidak perlu perizinan ✓ Lebih *instagramable* / unik

Lampiran 2.5

Tabel 10.4: List Perusahaan Shipping di Indonesia

Sumber: https://kargo.tech/artikel/daftar-lengkap-perusahaan-pelayaran-di-indonesia/, 2020

(Catatan: Tabel hanya menuliskan beberapa dari keseluruhan perusahaan pelayaran di Indonesia yang menjual peti kemas yang tidak laik jalan)

No.	Nama	Alamat
1.	NYK Lines	Plaza BII 2, Lantai 14, Jakarta Pusat
2.	Maersk Lines	Menara Batavia, lantai 15, Jakarta Pusat
3.	Mediterranean Shipping Company SA	Jl. Jend. Gatot Subroto Kav 71-73 Mendara Bidakara, Tebet
4.	Meratus Line	Jl. Aloon-Aloon Priok 27, Surabaya
5.	K Line Indonesia	Ruko Inkopal Blok G No. 26, Kepala Gading
6.	Sinokor Merchant Marine	RDTX Tower, 21th Floor Jalan Prof Dr Satrio Kav E IV No. 06 Kelurahan Karet Kuningan Jakarta Selatan 12950 Indonesia
7.	PT Haspul International Indonesia (Heung-A)	RDTX Tower 21st Floor, Jl. Prof. DR. Satrio Kav. E IV No.6, Mega Kuningan, Jakarta Selatan 12940
8.	KMTC Line	Jl. Berdikari No.33, RT.3/RW.14, Rawabadak Utara, Kec. Koja, Kota Jkt Utara, Daerah Khusus Ibukota Jakarta 14230
9.	Java Marine Services, Ltd	MTC Kav H-17, Bandung
10.	PT. Blue Ocean Manning	Gedung Mega Sunter Blok O5, No. C5, Sunter Selatan
11.	PT. Ocean World	Jl. Wartawan 2 No. 2, Buah Batu, Bandung
12.	Cosco Shipping Lines Indonesia	Jl. K.H. Mas Mansyur No.126, Karet Tengsin, Kecamatan Tanah Abang, Kota Jakarta Pusat,

		Daerah Khusus Ibukota Jakarta 10250
13.	Synergy Indonesia	Jl. Duyung No. 01. Batu Ampar, Batam
14.	Tanto Line	Jl. Indrapura 29 – 33
15.	Offshore Division	Plaza Tower Lantai 39, Jakarta

Lampiran 2.6

PERBANDINGAN HARGA PETIKEMAS 20 FT BERDASARKAN RISET

SPESIFIKASI 1X 20 FT Kosongan (Kondisi 70%)

Keterangan		20 ft	40 ft
Dimensi Luar	Panjang	6,058m	12,192m
	Lebar	2,438m	2,438m
	Tinggi	2,591m	2,591m
Dimensi Dalam	Panjang	5,898m	12,032m
	Lebar	2,352m	2,352m
	Tinggi	2,385m	2,385m
Bukaan Pintu	Lebar	2,343m	2,343m
	Tinggi	2,280m	2,280m

NO	NAMA PERUSAHAAN	HARGA	UKURAN	KETERANGAN
1	Shipping	Rp 25.000.000	20 Ft	Belum termasuk Biaya Pengiriman
2	Depo Container	Rp 30.000.000	20 Ft	Belum termasuk Biaya Pengiriman

Sumber: *Research* Lapangan Penulis, 2020

Gambar 10.8: Perbedaan Harga Kontainer dari Shipping dan Depo Container:

Lampiran 2.7

Tabel 10.5: Tabel List Pesaing

Sumber: *Research* Penulis dan *Google Images*, 2021

No.	Nama	Alamat
1.	Raficon Sari Jaya	Depo BCC Jl. Cakung Cilincing, Rorotan, Cilincing, Jakarta Utara
2.	Go Container	Mansion Bougenville, Fontana Tower lt. 27 Unit H2, Pademangan Timur, Jakarta Utara
3.	Malaka Jaya Abadi	Jl. Rorotan Marunda No. 14, Rorotan, Cilincing,

		Jakarta Utara

LAMPIRAN BAB 5

Lampiran 5.1

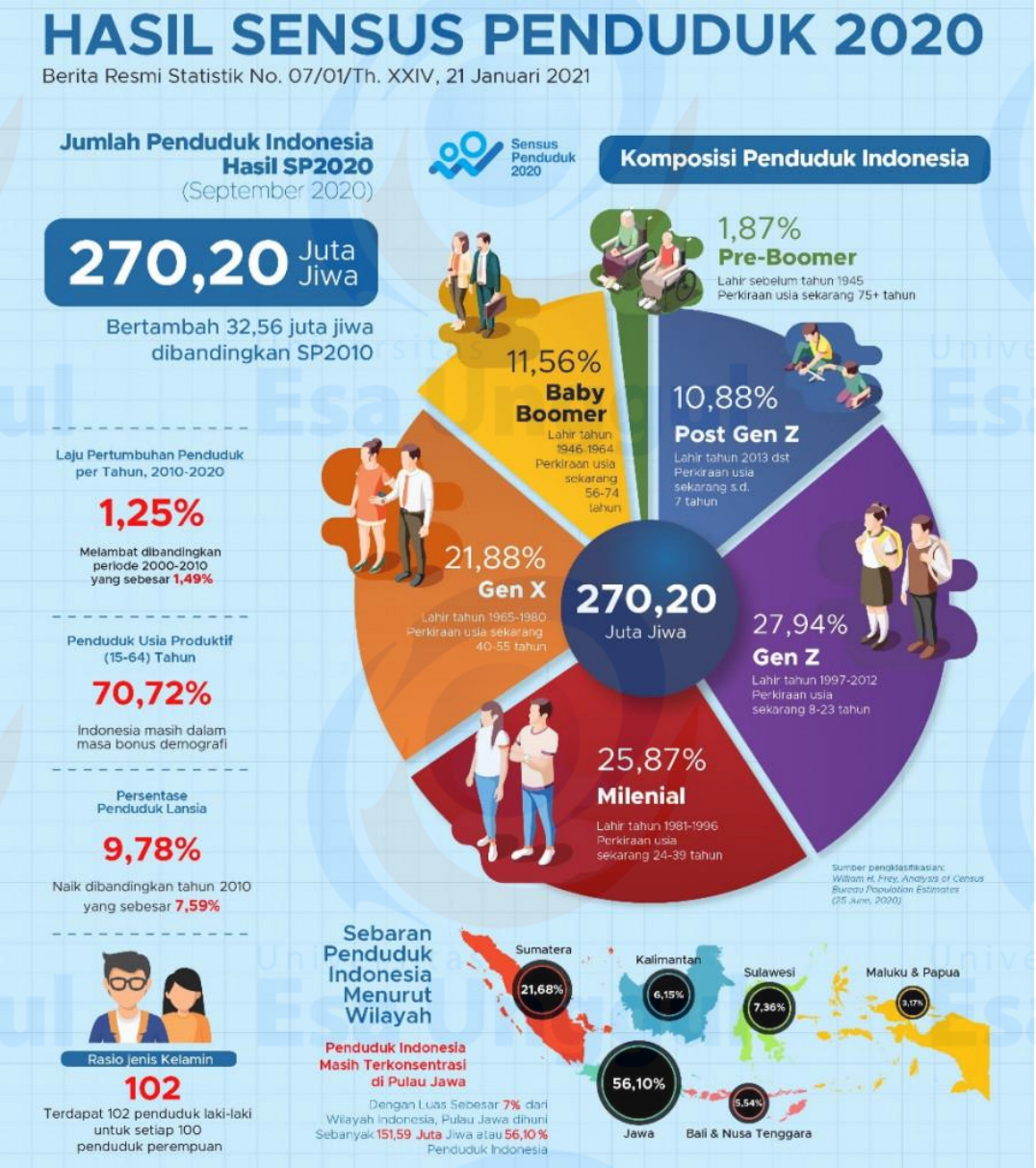

Sumber: Badan Pusat Statistik (BPS), 2021

Gambar 10.9: Sebaran Penduduk dan Jumlah Generasi Milenial di Indonesia

Lampiran 5.2

Tabel 10.6: Marketing Team I-Cont
Sumber: Diskusi Kelompok, 2022

Departemen	***Marketing Department***					
Posisi	*Business Development*			*Digital Marketing*		
Periode	Tahun (1-2)	Tahun (3-4)	Tahun (>5)	Tahun (1-2)	Tahun (3-4)	Tahun (>5)
Total Karyawan	2	3	4	1	1	1
Jobs Goals	• Membangun relasi serta menjalin hubungan baik dengan pelaku bisnis. • Menghasilkan *revenue growth*	• Membangun relasi serta menjalin hubungan baik dengan pelaku bisnis. • Meningkatkan *revenue growth*	• Membangun relasi serta menjalin hubungan baik dengan pelaku bisnis. • Meningkatkan *revenue growth*	• Menghasilkan konten yang menarik • Menganalisis kebutuhan pengguna dalam pasar yang sudah ada	• Menghasilkan konten yang menarik • Menganalisis kebutuhan pengguna dalam pasar yang baru	• Menghasilkan konten yang menarik • Menganalisis kebutuhan pengguna dalam pasar yang lebih luas.
Target	• Membangun hubungan baik dengan pelaku bisnis di pulau Jawa (B2C) • Menghasilkan *revenue growth* 7% - 10% pertahun	• Membangun hubungan baik dengan pelaku bisnis di pulau Jawa, Sumatra, Kalimantan, Bali dan Nusa Tenggara. • Meningkatkan	• Membangun hubungan baik dengan pelaku bisnis di pulau Jawa, Sumatra, Kalimantan, Bali, Nusa Tenggara, Sulawesi,			

	• Menjaring kenaikan total Member dari UMKM yang membeli jasa modifikasi kontainer 20%	*revenue* 15% - 20% per tahun. • Menjangkau target pasar dengan B2C dalam bentuk kemitraan. • Menjaring kenaikan total Member dari UMKM yang membeli jasa modifikasi kontainer 30%	Maluku dan Papua. • Meningkatkan *revenue* 20% - 25% per tahun. • Menjangkau target pasar dengan B2C dalam bentuk kemitraan. • Menjaring kenaikan total Member dari UMKM yang membeli jasa modifikasi kontainer 40%			

Lampiran 5.3

Sumber: Diskusi Penulis, 2022

Tabel 10.7: Total Pendapatan Kontainer per Bulan

PT. Karya Inti Abadi Kontainer																
Tahun	Revenue Stream	Keuntungan (per	Bulan 1		Bulan 2		Bulan 3 ***		Bulan 4 ***		Bulan 5 ***		Bulan 6		Bulan 7	
			Jumlah beli unit	Pendapatan	Jumlah beli unit	Pendapatan	Jumlah beli uni	Pendapatan	Jumlah beli unit	Pendapatan	Jumlah beli unit	Pendapatan	Jumlah beli unit	Pendapatan	Jumlah beli unit	Pendapatan
Tahun 1	3,979,500,000	10,500,000	5	52,500,000	5	52,500,000	10	105,000,000	10	105,000,000	10	105,000,000	15	157,500,000	15	157,500,000
Tahun 2	9,394,920,000	11,550,000	50	577,500,000	50	577,500,000	30	346,500,000	30	346,500,000	30	346,500,000	40	462,000,000	40	462,000,000
Tahun 3	18,692,130,000	13,282,500	85	1,129,012,500	85	1,129,012,500	65	863,362,500	65	863,362,500	65	863,362,500	80	1,062,600,000	80	1,062,600,000
Tahun 4	32,020,122,600	15,939,000	130	2,072,070,000	130	2,072,070,000	110	1,753,290,000	110	1,753,290,000	110	1,753,290,000	125	1,992,375,000	125	1,992,375,000
Tahun 5	55,715,040,000	19,923,750	190	3,785,512,500	190	3,785,512,500	165	3,287,418,750	165	3,287,418,750	165	3,287,418,750	185	3,685,893,750	185	3,685,893,750
Total			**460**	**7616595000**	**460**	**7616595000**	**380**	**6355571250**	**380**	**6355571250**	**380**	**6355571250**	**445**	**7360368750**	**445**	**7360368750**

Bulan 8		Bulan 9		Bulan 10 +		Bulan 11 +		Bulan 12 +					
Jumlah beli unit	Pendapatan	Jumlah beli unit	Pendapatan	Jumlah beli unit	Pendapatan	Jumlah beli unit	Pendapatan	Jumlah beli unit	Pendapatan	Total beli unit	Total Pendapatan Pembelian	Pendapatan Lain Lain After Sales (Servis, Maintenance, dll)	Pendapatan Pengiriman ****
25	262,500,000	25	262,500,000	45	472,500,000	45	472,500,000	45	472,500,000	255	2,677,500,000	42,000,000	1,260,000,000
50	577,500,000	50	577,500,000	70	808,500,000	70	808,500,000	70	808,500,000	580	6,699,000,000	535,920,000	2,160,000,000
95	1,261,837,500	95	1,261,837,500	120	1,593,900,000	120	1,593,900,000	120	1,593,900,000	1075	14,278,687,500	1,713,442,500	2,700,000,000
140	2,231,460,000	140	2,231,460,000	165	2,629,935,000	165	2,629,935,000	165	2,629,935,000	1615	25,741,485,000	4,118,637,600	2,160,000,000
190	3,785,512,500	190	3,785,512,500	205	4,084,368,750	205	4,084,368,750	205	4,084,368,750	2240	44,629,200,000	8,925,840,000	2,160,000,000

Keterangan:

* Keuntungan didasarkan dengan pembelian modifikasi peti kemas **standar** ukuran 10 feet dengam harga @ 30.000.000

** Harga tidak termasuk biaya kirim

*** Jumlah pembelian unit turun karena tren penjualan berdasarkan riset

\+ Jumlah meningkat karena tren

**** Pengiriman menggunakan trailer milik PT. Karya Inti Abadi Kontainer, hanya melayani pengiriman di Jawa, sisanya menggunakan logistik third-party

Jumlah meningkat karena ekspansi bisnis dan pasar

Tabel 10.8: Pendapatan Pengiriman dan Keuntungan Maintenance & Servis Per Bulan

	TAHUN 1												
	1	2	3	4	5	6	7	8	9	10	11	12	YTD
Service	-	-	-	-	-	-	3,150,000.00	5,250,000.00	5,250,000.00	9,450,000.00	9,450,000.00	9,450,000.00	42,000,000.00
Rental	30,000,000.00	30,000,000.00	60,000,000.00	60,000,000.00	60,000,000.00	90,000,000.00	90,000,000.00	150,000,000.00	150,000,000.00	180,000,000.00	180,000,000.00	180,000,000.00	1,260,000,000.00
Container Bekas	-	-	-	-	-	10,000,000.00	10,000,000.00	20,000,000.00	20,000,000.00	30,000,000.00	30,000,000.00	30,000,000.00	150,000,000.00

	TAHUN 2												
	1	2	3	4	5	6	7	8	9	10	11	12	YTD
Service	46,200,000.00	46,200,000.00	27,720,000.00	27,720,000.00	27,720,000.00	36,960,000.00	36,960,000.00	46,200,000.00	46,200,000.00	64,680,000.00	64,680,000.00	64,680,000.00	535,920,000.00
Rental	180,000,000.00	180,000,000.00	180,000,000.00	180,000,000.00	180,000,000.00	180,000,000.00	180,000,000.00	180,000,000.00	180,000,000.00	180,000,000.00	180,000,000.00	180,000,000.00	2,160,000,000.00
Container Bekas	30,000,000.00	30,000,000.00	20,000,000.00	20,000,000.00	20,000,000.00	10,000,000.00	10,000,000.00	20,000,000.00	20,000,000.00	30,000,000.00	30,000,000.00	30,000,000.00	270,000,000.00

	TAHUN 3												
	1	2	3	4	5	6	7	8	9	10	11	12	YTD
Service	135,481,500.00	135,481,500.00	103,603,500.00	103,603,500.00	103,603,500.00	127,512,000.00	127,512,000.00	151,420,500.00	151,420,500.00	191,268,000.00	191,268,000.00	191,268,000.00	1,713,442,500.00
Rental	180,000,000.00	180,000,000.00	180,000,000.00	180,000,000.00	180,000,000.00	180,000,000.00	180,000,000.00	180,000,000.00	180,000,000.00	360,000,000.00	360,000,000.00	360,000,000.00	2,700,000,000.00
Container Bekas	50,000,000.00	50,000,000.00	40,000,000.00	40,000,000.00	40,000,000.00	30,000,000.00	30,000,000.00	30,000,000.00	30,000,000.00	40,000,000.00	40,000,000.00	40,000,000.00	460,000,000.00

	TAHUN 4												
	1	2	3	4	5	6	7	8	9	10	11	12	YTD
Service	331,531,200.00	331,531,200.00	280,526,400.00	280,526,400.00	280,526,400.00	318,780,000.00	318,780,000.00	357,033,600.00	357,033,600.00	420,789,600.00	420,789,600.00	420,789,600.00	4,118,637,600.00
Rental	180,000,000.00	180,000,000.00	180,000,000.00	180,000,000.00	180,000,000.00	180,000,000.00	180,000,000.00	180,000,000.00	180,000,000.00	180,000,000.00	180,000,000.00	180,000,000.00	2,160,000,000.00
Container Bekas	80,000,000.00	80,000,000.00	70,000,000.00	70,000,000.00	70,000,000.00	60,000,000.00	60,000,000.00	60,000,000.00	60,000,000.00	80,000,000.00	80,000,000.00	80,000,000.00	850,000,000.00

	TAHUN 5												
	1	2	3	4	5	6	7	8	9	10	11	12	YTD
Service	757,102,500.00	757,102,500.00	657,483,750.00	657,483,750.00	657,483,750.00	737,178,750.00	737,178,750.00	757,102,500.00	757,102,500.00	816,873,750.00	816,873,750.00	816,873,750.00	8,925,840,000.00
Rental	180,000,000.00	180,000,000.00	180,000,000.00	180,000,000.00	180,000,000.00	180,000,000.00	180,000,000.00	180,000,000.00	180,000,000.00	180,000,000.00	180,000,000.00	180,000,000.00	2,160,000,000.00
Container Bekas	110,000,000.00	110,000,000.00	100,000,000.00	100,000,000.00	100,000,000.00	110,000,000.00	110,000,000.00	60,000,000.00	60,000,000.00	80,000,000.00	80,000,000.00	80,000,000.00	1,100,000,000.00

Lampiran 5.3

Sumber: Diskusi Penulis, 2022

Tabel 10.9: Proyeksi Biaya Marketing Per Bulan Tahun 1

Biaya Marketing	Bulan 1	Bulan 2	Bulan 3	Bulan 4	Bulan 5	Bulan 6	Bulan 7	Bulan 8	Bulan 9	Bulan 10	Bulan 11	Bulan 12	TOTAL	Tahun
Website dan Domain	2,500,000	-	-	-	-	-	-	-	-	-	-	-	2,500,000	1.00
Branding Video	-	-	2,000,000	-	-	2,000,000	-	-	-	-	-	2,000,000	6,000,000	1.00
Google Ads	3,500,000	3,500,000	3,500,000	3,500,000	3,500,000	3,500,000	3,500,000	3,500,000	3,500,000	3,500,000	3,500,000	3,500,000	42,000,000	1.00
Facebook Ads	500,000	500,000	500,000	500,000	500,000	500,000	500,000	500,000	500,000	500,000	500,000	500,000	6,000,000	1.00
Instagram Ads	500,000	500,000	500,000	500,000	500,000	500,000	500,000	500,000	500,000	500,000	500,000	500,000	6,000,000	1.00
Event	50,000,000	50,000,000	25,000,000	-	-	-	-	-	-	25,000,000	50,000,000	50,000,000	250,000,000	1.00
CSR	-	-	-	-	-	-	-	-	-	20,000,000	20,000,000	20,000,000	60,000,000	1.00
Biaya Voucher	7500000	7500000	4000000	4000000	4000000	4500000	4500000	5000000	5000000	8500000	8500000	8500000	71,500,000	1.00

Tabel 10.10: Proyeksi Biaya Marketing Per Bulan Tahun 2

Website dan Domain	2,625,000	-	-	-	-	-	-	-	-	-	-	-	2,625,000	2.00
Branding Video	-	-	2,100,000	-	-	2,100,000	-	-	-	-	-	2,100,000	6,300,000	2.00
Google Ads	3,675,000	3,675,000	3,675,000	3,675,000	3,675,000	3,675,000	3,675,000	3,675,000	3,675,000	3,675,000	3,675,000	3,675,000	44,100,000	2.00
Facebook Ads	525,000	525,000	525,000	525,000	525,000	525,000	525,000	525,000	525,000	525,000	525,000	525,000	6,300,000	2.00
Instagram Ads	525,000	525,000	525,000	525,000	525,000	525,000	525,000	525,000	525,000	525,000	525,000	525,000	6,300,000	2.00
Event	-	-	-	-	-	-	-	-	-	55,000,000	27,500,000	27,500,000	110,000,000	2.00
CSR	0	0	0	0	0	0	0	0	0	42000000	42000000	42000000	126,000,000	2.00
Biaya Voucher	7,500,000	7,500,000	4,000,000	4,000,000	4,000,000	4,500,000	4,500,000	5,000,000	5,000,000	8,500,000	8,500,000	8,500,000	71,500,000	2.00

Tabel 10.11: Proyeksi Biaya Marketing Per Bulan Tahun 3

Website dan Domain	2,750,000	-	-	-	-	-	-	-	-	-	-	-	2,750,000
Branding Video	-	-	2,200,000	-	-	2,200,000	-	-	-	-	-	2,200,000	6,600,000
Youtube Ads	1,200,000	1,200,000	1,200,000	1,200,000	1,200,000	1,200,000	1,200,000	1,200,000	1,200,000	1,200,000	1,200,000	1,200,000	14,400,000
Google Ads	3,850,000	3,850,000	3,850,000	3,850,000	3,850,000	3,850,000	3,850,000	3,850,000	3,850,000	3,850,000	3,850,000	3,850,000	46,200,000
Facebook Ads	550,000	550,000	550,000	550,000	550,000	550,000	550,000	550,000	550,000	550,000	550,000	550,000	6,600,000
Instagram Ads	550,000	550,000	550,000	550,000	550,000	550,000	550,000	550,000	550,000	550,000	550,000	550,000	6,600,000
Event	-	-	-	-	-	-	-	-	-	35,000,000	35,000,000	35,000,000	105,000,000
CSR	0	0	0	0	0	0	0	0	0	25000000	25000000	25000000	75,000,000
Biaya Voucher	15,000,000	15,000,000	11,250,000	11,250,000	11,250,000	12,750,000	12,750,000	15,000,000	15,000,000	18,750,000	18,750,000	18,750,000	175,500,000

Tabel 10.12: Proyeksi Biaya Marketing Per Bulan Tahun 4

Website dan Domain	2,750,000	-	-	-	-	-	-	-	-	-	-	-	2,750,000	4.00
Branding Video	-	-	2,200,000	-	-	2,200,000	-	-	-	-	-	2,200,000	6,600,000	4.00
Youtube Ads	1,200,000	1,200,000	1,200,000	1,200,000	1,200,000	1,200,000	1,200,000	1,200,000	1,200,000	1,200,000	1,200,000	1,200,000	14,400,000	4.00
Google Ads	3,850,000	3,850,000	3,850,000	3,850,000	3,850,000	3,850,000	3,850,000	3,850,000	3,850,000	3,850,000	3,850,000	3,850,000	46,200,000	4.00
Facebook Ads	550,000	550,000	550,000	550,000	550,000	550,000	550,000	550,000	550,000	550,000	550,000	550,000	6,600,000	4.00
Instagram Ads	550,000	550,000	550,000	550,000	550,000	550,000	550,000	550,000	550,000	550,000	550,000	550,000	6,600,000	4.00
Event	-	-	-	-	-	-	-	-	-	35,000,000	35,000,000	35,000,000	105,000,000	4.00
CSR	0	0	0	0	0	0	0	0	0	25000000	25000000	25000000	75,000,000	4.00
Biaya Voucher	15000000	15000000	11250000	11250000	11250000	12750000	12750000	15000000	15000000	18750000	18750000	18750000	175,500,000	4.00

Tabel 10.13: Proyeksi Biaya Marketing Per Bulan Tahun 5

Website dan Domain	3,000,000	-	-	-	-	-	-	-	-	-	-	-	3,000,000	5.00
Branding Video	-	-	2,400,000	-	-	2,400,000	-	-	-	-	-	2,400,000	7,200,000	5.00
Youtube Ads	1,320,000	1,320,000	1,320,000	1,320,000	1,320,000	1,320,000	1,320,000	1,320,000	1,320,000	1,320,000	1,320,000	1,320,000	15,840,000	5.00
Google Ads	4,200,000	4,200,000	4,200,000	4,200,000	4,200,000	4,200,000	4,200,000	4,200,000	4,200,000	4,200,000	4,200,000	4,200,000	50,400,000	5.00
Facebook Ads	600,000	600,000	600,000	600,000	600,000	600,000	600,000	600,000	600,000	600,000	600,000	600,000	7,200,000	5.00
Instagram Ads	600,000	600,000	600,000	600,000	600,000	600,000	600,000	600,000	600,000	600,000	600,000	600,000	7,200,000	5.00
Influencer	-	-	-	-	-	-	-	-	-	1,000,000,000	-	-	1,000,000,000	5.00
Event	-	-	-	-	-	-	-	-	-	45,000,000	45,000,000	45,000,000	135,000,000	5.00
CSR	-	-	-	-	-	-	-	-	-	33,000,000	33,000,000	33,000,000	99,000,000	5.00
Biaya Voucher	20,000,000	20,000,000	15,000,000	15,000,000	15,000,000	17,000,000	17,000,000	20,000,000	20,000,000	25,000,000	25,000,000	25,000,000	234,000,000	5.00

LAMPIRAN BAB 6

Lampiran 6.1

Sumber: Diskusi Penulis, 2022

Tabel 10.9: Proyeksi Kebutuhan Biaya Operasional Per Bulan Tahun 1

Tahun 1	Harga Satuan	Unit	Bulan 1	Unit	Bulan 2	Unit	Bulan 3 *	Unit	Bulan 4 *	Unit	Bulan 5 *	Unit	Bulan 6	Unit	Bulan 7	Unit	Bulan 8	Unit	Bulan 9	Unit	Bulan 10 *	Unit	Bulan 11 *	Unit	Bulan 12 *	TOTAL	Tipe Beli	Total Unit
Beban Sewa Bangunan (Kantor + Workshop) (Per Tahun)	70,000,000	1	70,000,000		-		-		-		-		-		-		-		-		-		-		-	**70,000,000**	Keseluruhan	
Biaya Renovasi Kantor	50,000,000	1	50,000,000		-		-		-		-		-		-		-		-		-		-		-	**50,000,000**	Keseluruhan	
Biaya Sertifikasi	15,000,000		-			3	45,000,000		-		-		-		-		-		-		-		-		-	**45,000,000**	Keseluruhan	
Biaya Legalitas	12,000,000	1	12,000,000		-		-		-		-		-		-		-		-		-		-		-	**12,000,000**	Keseluruhan	
Komputer Drawing (High-Spec)	15,000,000	1	15,000,000		-		-		-		-		-		-		-		-	1	15,000,000		-		-	**30,000,000**	Keseluruhan	2
Komputer Standar	6,000,000	15	90,000,000		-		-		-		-		-		-		-		-		-		-		-	**90,000,000**	Keseluruhan	15
Laptop Lenovo IdeaPad Slim 3i	7,000,000	5	35,000,000		-		-		-		-		-		-		-		-	3	21,000,000		-		-	**56,000,000**	Partisi	8
Epson Printer L6170 Multifunction	5,400,000	5	27,000,000		-		-		-		-		-		-		-		-		-		-		-	**27,000,000**	Keseluruhan	5
CCTV Workshop	1,200,000	3	3,600,000		-		-		-		-		-		-		-		-		-		-		-	**3,600,000**	Keseluruhan	3
Meja Kantor	900,000	25	22,500,000		-		-		-		-		-		-		-		-	5	4,500,000	4	3,600,000	3	2,700,000	**33,300,000**	Partisi	37
Kursi Kantor	400,000	20	8,000,000		-		-		-		-		-		-		-		-	5	2,000,000	4	1,600,000	3	1,200,000	**12,800,000**	Partisi	32
Meja Panjang (Ruang Meeting)	3,000,000	1	3,000,000		-		-		-		-		-		-		-		-		-		-		-	**3,000,000**	Partisi	1
Lemari Arsip	1,600,000	1	1,600,000		-		-		-		-		-		-		-		-	1	1,600,000		-		-	**3,200,000**	Partisi	2
Proyektor	5,000,000	1	5,000,000		-		-		-		-		-		-		-		-		-		-		-	**5,000,000**	Keseluruhan	1
Mesin Las CUT 120 A PLASMA CUTTER Welding Machine CUT120 A	11,000,000	1	11,000,000		-		-		-		-		-		-		-		-	2	22,000,000	1	11,000,000		-	**44,000,000**	Partisi	4
Mesin Injeksi PU 2 Tabung	11,000,000	1	11,000,000		-		-		-		-		-		-		-		-	2	22,000,000	1	11,000,000		-	**44,000,000**	Partisi	4
Mesin Gerinda (Markita MT-90)	400,000	1	400,000		-		-		-		-		-		-		-		-	2	800,000	2	800,000		-	**2,000,000**	Partisi	5
Mesin Painting (Airless Paint 3900)	8,000,000	1	8,000,000		-		-		-		-		-		-		-		-	1	8,000,000		-		-	**16,000,000**	Keseluruhan	2
Elektroda Las 5kg	200,000	5	1,000,000	5	1,000,000	3	600,000	3	600,000	3	600,000	4	800,000	4	800,000	6	1,200,000	6	1,200,000	10	2,000,000	10	2,000,000	10	2,000,000	**13,800,000**	Operasional	69
Mata Gerinda WD isi 20pcs	90,000	10	900,000	10	900,000	8	720,000	8	720,000	8	720,000	10	900,000	10	900,000	12	1,080,000	12	1,080,000	15	1,350,000	15	1,350,000	15	1,350,000	**11,970,000**	Operasional	133
Spray Gun (Meiji R3G Super)	200,000	2	400,000		-		-		-		-		-		-		-		-	2	400,000	1	200,000	1	200,000	**1,200,000**	Operasional	6
Sewa 2 Mobil Avanza	4,000,000	2	8,000,000	2	8,000,000	2	8,000,000	2	8,000,000	2	8,000,000	2	8,000,000	2	8,000,000	2	8,000,000	2	8,000,000	2	8,000,000	2	8,000,000	2	8,000,000	**96,000,000**	Sewa	
Mobil Pick-Up Grand Max	160,000,000	1	160,000,000		-		-		-		-		-		-		-		-		-		-		-	**160,000,000**	Keseluruhan	1
Trailer Hino	1,300,000,000	2	2,600,000,000		-		-		-		-		-		-		-		-		-		-		-	**2,600,000,000**	Keseluruhan	2
Pembelian Air Minum (Per Bulan)	9,000	100	900,000	100	900,000	100	900,000	100	900,000	100	900,000	100	900,000	100	900,000	100	900,000	100	900,000	100	900,000	100	900,000	100	900,000	**10,800,000**	Operasional	
Biaya Pembelian Stok Material (Selain Peti Kemas)	7,000,000	6	42,000,000	6	42,000,000	2	14,000,000	2	14,000,000	2	14,000,000	3	21,000,000	3	21,000,000	5	35,000,000	5	35,000,000	6	42,000,000	6	42,000,000	6	42,000,000	**364,000,000**	Stock	
Helm Safety SNI	80,000	15	1,200,000		-		-		-		-		-		-		-		-	5	400,000	5	400,000	5	400,000	**2,400,000**	Operasional	30
Masker Cat 3M	150,000	8	1,200,000		-		-		-		-		-		-		-		-	2	300,000		-		-	**1,500,000**	Operasional	
Filter Masker Cat	65,000	32	2,080,000	32	2,080,000	32	2,080,000	32	2,080,000	32	2,080,000	32	2,080,000	32	2,080,000	32	2,080,000	32	2,080,000	35	2,275,000	35	2,275,000	35	2,275,000	**25,545,000**	Operasional	
Beban Listrik	11,000,000	1	11,000,000	1	11,000,000	1	11,000,000	1	11,000,000	1	11,000,000	1	11,000,000	1	11,000,000	1	11,000,000	1	11,000,000	1	11,000,000	1	11,000,000	1	11,000,000	**132,000,000**	Flat Per Bulan	
Beban Internet dan Telepon	4,000,000	1	4,000,000	1	4,000,000	1	4,000,000	1	4,000,000	1	4,000,000	1	4,000,000	1	4,000,000	1	4,000,000	1	4,000,000	1	4,000,000	1	4,000,000	1	4,000,000	**48,000,000**	Flat Per Bulan	
Beban Air	2,000,000	1	2,000,000	1	2,000,000	1	2,000,000	1	2,000,000	1	2,000,000	1	2,000,000	1	2,000,000	1	2,000,000	1	2,000,000	1	2,000,000	1	2,000,000	1	2,000,000	**24,000,000**	Flat Per Bulan	
Biaya Pemeliharaan Mesin Per Caturwulan	15,000,000		-		-		-	1	15,000,000		-		-		-	1	15,000,000		-		-		-	1	15,000,000	**45,000,000**	Pemeliharaan	
Biaya Pemeliharaan Gedung	10,000,000		-		-		-		-		-		-		-		-		-		-		-	1	10,000,000	**10,000,000**	Pemeliharaan	
Pembelian Stok Kontainer 20 Feet	25,000,000	4	100,000,000	4	100,000,000	2	50,000,000	2	50,000,000	3	75,000,000	3	75,000,000	3	75,000,000	4	100,000,000	4	100,000,000	5	125,000,000	5	125,000,000	5	125,000,000	**1,075,000,000**	Keseluruhan	43
Pembelian Stok Kontainer 40 Feet	38,000,000	2	76,000,000	2	76,000,000	1	38,000,000	1	38,000,000	1	38,000,000	2	76,000,000	2	76,000,000	3	114,000,000	3	114,000,000	3	114,000,000	3	114,000,000	3	114,000,000	**988,000,000**	Keseluruhan	26
Biaya KIR Per 6 Bulan	1,750,000		-		-		-		-		-	1	1,750,000		-		-		-		-		-	1	1,750,000	**3,500,000**	Pemeliharaan	
Perjalanan Dinas	5,000,000	3	15,000,000	3	15,000,000	2	10,000,000	2	10,000,000	2	10,000,000	3	15,000,000	3	15,000,000	4	20,000,000	4	20,000,000	6	30,000,000	6	30,000,000	6	30,000,000	**220,000,000**	Operasional	
Biaya Operasional Lainnya (Per 6 Bulan Naik)			15,000,000		15,000,000		15,000,000		15,000,000		15,000,000		15,000,000		17,000,000		17,000,000		17,000,000		17,000,000		17,000,000		17,000,000	**192,000,000**	Operasional	
TOTAL			**3,413,780,000**		**277,880,000**		**201,300,000**		**171,300,000**		**156,300,000**		**233,430,000**		**233,680,000**		**331,260,000**		**316,260,000**		**457,525,000**		**388,125,000**		**390,775,000**	**6,571,615,000**		

Tabel 10.14: Proyeksi Kebutuhan Biaya Operasional Per Bulan Tahun 2

Tahun 2	Harga Satuan	Unit	Bulan 1	Unit	Bulan 2	Unit	Bulan 3 *	Unit	Bulan 4 *	Unit	Bulan 5 *	Unit	Bulan 6	Unit	Bulan 7	Unit	Bulan 8	Unit	Bulan 9	Unit	Bulan 10 *	Unit	Bulan 11 *	Unit	Bulan 12 *	TOTAL	Tipe Beli	Total Unit
Beban Sewa Bangunan (Kantor + Workshop) (Per Tahun)	80,000,000	1	80,000,000		-		-		-		-		-		-		-		-		-		-		-	**80,000,000**	Keseluruhan	
Penambahan Komputer Drawing (High-Spec)	15,750,000		-		-		-		-		-		-		-		-		-	1	15,750,000		-		-	**15,750,000**	Keseluruhan	1
Pembelian Air Minum (Per Bulan)	9,000	100	900,000	100	900,000	100	900,000	100	900,000	100	900,000	100	900,000	100	900,000	100	900,000	100	900,000	100	900,000	100	900,000	100	900,000	**10,800,000**	Operasional	
Biaya Pembelian Stok Material (Selain Peti Kemas)	7,350,000	6	44,100,000	6	44,100,000	5	36,750,000	5	36,750,000	5	36,750,000	6	44,100,000	6	44,100,000	9	66,150,000	9	66,150,000	15	110,250,000	15	110,250,000	15	110,250,000	**749,700,000**	Stock	
Elektroda Las 5kg	206,000	6	1,236,000	6	1,236,000	4	824,000	4	824,000	4	824,000	5	1,030,000	5	1,030,000	7	1,442,000	7	1,442,000	10	2,060,000	10	2,060,000	10	2,060,000	**16,068,000**	Operasional	78
Mata Gerinda WD isi 20pcs	92,700	5	463,500	5	463,500	3	278,100	3	278,100	3	278,100	5	463,500	5	463,500	7	648,900	7	648,900	10	927,000	10	927,000	10	927,000	**6,767,100**	Operasional	73
Masker Cat 3M	154,500																			5	772,500					**772,500**	Operasional	5
Filter Masker Cat	66,950	32	2,142,400	32	2,142,400	32	2,142,400	32	2,142,400	32	2,142,400	32	2,142,400	32	2,142,400	32	2,142,400	32	2,142,400	35	2,343,250	35	2,343,250	35	2,343,250	**26,311,350**	Operasional	393
Beban Listrik	14,000,000	1	14,000,000	1	14,000,000	1	14,000,000	1	14,000,000	1	14,000,000	1	14,000,000	1	14,000,000	1	14,000,000	1	14,000,000	1	14,000,000	1	14,000,000	1	14,000,000	**168,000,000**	Flat Per Bulan	
Beban Internet dan Telepon	4,000,000	1	4,000,000	1	4,000,000	1	4,000,000	1	4,000,000	1	4,000,000	1	4,000,000	1	4,000,000	1	4,000,000	1	4,000,000	1	4,000,000	1	4,000,000	1	4,000,000	**48,000,000**	Flat Per Bulan	
Beban Air	2,500,000	1	2,500,000	1	2,500,000	1	2,500,000	1	2,500,000	1	2,500,000	1	2,500,000	1	2,500,000	1	2,500,000	1	2,500,000	1	2,500,000	1	2,500,000	1	2,500,000	**30,000,000**	Flat Per Bulan	
Biaya Pemeliharaan Mesin Per Caturwulan	16,500,000		-		-		-	1	16,500,000		-		-		-	1	16,500,000				-		-	1	16,500,000	**49,500,000**	Pemeliharaan	
Biaya Pemeliharaan Gedung	10,500,000		-		-		-		-		-		-		-		-				-		-	1	10,500,000	**10,500,000**	Pemeliharaan	
Pembelian Stok Kontainer 20 Feet	25,000,000	3	75,000,000	4	100,000,000	2	50,000,000	2	50,000,000	2	50,000,000	3	75,000,000	3	75,000,000	4	100,000,000	4	100,000,000	7	175,000,000	7	175,000,000	7	175,000,000	**1,200,000,000**	Keseluruhan	48
Pembelian Stok Kontainer 40 Feet	38,000,000	2	76,000,000	2	76,000,000	1	38,000,000	1	38,000,000	1	38,000,000	2	76,000,000	2	76,000,000	3	114,000,000	3	114,000,000	7	266,000,000	7	266,000,000	7	266,000,000	**1,444,000,000**	Keseluruhan	38
Sewa 2 Mobil Avanza	4,400,000	2	8,800,000	2	8,800,000	2	8,800,000	2	8,800,000	2	8,800,000	2	8,800,000	2	8,800,000	2	8,800,000	2	8,800,000	2	8,800,000	2	8,800,000	2	8,800,000	**105,600,000**	Sewa	
Biaya KIR Per 6 Bulan	2,050,000		-		-		-		-		-	1	2,050,000		-		-		-		-		-	1	2,050,000	**4,100,000**	Pemeliharaan	
Perjalanan Dinas	6,500,000	2	13,000,000	2	13,000,000	1	6,500,000	1	6,500,000	1	6,500,000	2	13,000,000	2	13,000,000	3	19,500,000	3	19,500,000	5	32,500,000	5	32,500,000	5	32,500,000	**208,000,000**	Operasional	
Biaya Operasional Lainnya	-		19,000,000		19,000,000		19,000,000		19,000,000		19,000,000		19,000,000		21,000,000		21,000,000		21,000,000		21,000,000		21,000,000		21,000,000	**240,000,000**	Operasional	
TOTAL			**341,141,900**		**286,141,900**		**183,694,500**		**200,194,500**		**183,694,500**		**262,985,900**		**262,935,900**		**371,583,300**		**355,083,300**		**656,802,750**		**640,280,250**		**669,330,250**	**4,413,868,950**		

Tabel 10.15: Proyeksi Kebutuhan Biaya Operasional Per Bulan Tahun 3

Tahun 3	Harga Satuan	Unit	Bulan 1	Unit	Bulan 2	Unit	Bulan 3 *	Unit	Bulan 4 *	Unit	Bulan 5 *	Unit	Bulan 6	Unit	Bulan 7	Unit	Bulan 8	Unit	Bulan 9	Unit	Bulan 10 *	Unit	Bulan 11 *	Unit	Bulan 12 *	TOTAL	Tipe Beli	Total Unit
Beban Sewa Bangunan (Kantor + Workshop) (Per Tahu	90,000,000	1	90,000,000		-		-		-		-		-		-		-		-		-		-		-	**90,000,000**	Keseluruhan	
Penambahan Meja Kantor	990,000		-	2	1,980,000		-		-		-		-		-		-		-	5	4,950,000	5	4,950,000	5	4,950,000	**16,830,000**	Operasional	17
Penambahan Kursi Kantor	440,000		-	2	880,000		-		-		-		-		-		-		-	5	2,200,000	5	2,200,000	3	1,320,000	**6,600,000**	Operasional	15
Penambahan Komputer Standard	6,600,000		-		-		-		-		-		-		-		-	5	33,000,000	3	19,800,000		-		-	**52,800,000**	Operasional	8
Penambahan Laptop	7,700,000	1	7,700,000		-		-		-		-		-		-		-		-		-	1	7,700,000	1	7,700,000	**23,100,000**	Operasional	3
Penambahan Mesin Injeksi 2 Tabung	12,100,000		-		-		-		-		-		-		-		-		-	1	12,100,000		-		-	**12,100,000**	Keseluruhan	1
Penambahan Mesin Painting	8,800,000		-		-		-		-		-		-		-		-		-		-	1	8,800,000		-	**8,800,000**	Partisi	1
Penambahan Spray Gun	220,000		-		-		-		-		-		-		-		-		-		-	1	220,000	1	220,000	**440,000**	Operasional	2
Penambahan Trailer Isuzu (Bekas)	1,000,000,000		-		-		-		-		-		-		-		-		-	2	2,000,000,000		-		-	**2,000,000,000**	Operasional	2
Elektroda Las 5kg	212,180	4	848,720	4	848,720	2	424,360	2	424,360	2	424,360	3	636,540	3	636,540	4	848,720	4	848,720	8	1,697,440	8	1,697,440	8	1,697,440	**11,033,360**	Operasional	52
Mata Gerinda WD isi 20pcs	95,481	4	381,924	4	381,924	2	190,962	2	190,962	2	190,962	3	286,443	3	286,443	4	381,924	4	381,924	10	954,810	10	954,810	10	954,810	**5,537,898**	Operasional	58
Pembelian Air Minum (Per Bulan)	9,900	150	1,485,000	150	1,485,000	150	1,485,000	150	1,485,000	150	1,485,000	150	1,485,000	150	1,485,000	150	1,485,000	150	1,485,000	150	1,485,000	150	1,485,000	150	1,485,000	**17,820,000**	Operasional	
Biaya Pembelian Stok Material (Selain Peti Kemas)	7,700,000	8	61,600,000	8	61,600,000	5	38,500,000	5	38,500,000	5	38,500,000	7	53,900,000	7	53,900,000	9	69,300,000	9	69,300,000	11	84,700,000	11	84,700,000	11	84,700,000	**739,200,000**	Stock	96
Helm Safety	84,000		-		-		-		-		-		-		-		-		-	10	840,000	10	840,000	20	1,680,000	**3,360,000**	Operasional	40
Masker Cat 3M	159,135		-		-		-		-		-		-		-		-		-	1	159,135	7	1,113,945	2	318,270	**1,591,350**	Operasional	10
Filter Masker Cat	68,959	32	2,206,672	32	2,206,672	32	2,206,672	32	2,206,672	32	2,206,672	32	2,206,672	32	2,206,672	32	2,206,672	32	2,206,672	38	2,620,423	38	2,620,423	38	2,620,423	**27,721,317**	Operasional	402
Beban Listrik	17,000,000	1	17,000,000	1	17,000,000	1	17,000,000	1	17,000,000	1	17,000,000	1	17,000,000	1	17,000,000	1	17,000,000	1	17,000,000	1	17,000,000	1	17,000,000	1	17,000,000	**204,000,000**	Flat Per Bulan	
Beban Internet dan Telepon	5,000,000	1	5,000,000	1	5,000,000	1	5,000,000	1	5,000,000	1	5,000,000	1	5,000,000	1	5,000,000	1	5,000,000	1	5,000,000	1	5,000,000	1	5,000,000	1	5,000,000	**60,000,000**	Flat Per Bulan	
Beban Air	3,000,000	1	3,000,000	1	3,000,000	1	3,000,000	1	3,000,000	1	3,000,000	1	3,000,000	1	3,000,000	1	3,000,000	1	3,000,000	1	3,000,000	1	3,000,000	1	3,000,000	**36,000,000**	Flat Per Bulan	
Biaya Pemeliharaan Mesin Per Caturwulan	18,075,000		-		-		-	1	18,075,000		-		-		-	1	18,075,000		-		-		-	1	18,075,000	**54,225,000**	Pemeliharaan	
Biaya Pemeliharaan Gedung	11,550,000		-		-		-		-		-		-		-		-		-		-		-	1	11,550,000	**11,550,000**	Pemeliharaan	
Pembelian Stok Kontainer 20 Feet	30,000,000	4	120,000,000	4	120,000,000	2	60,000,000	2	60,000,000	2	60,000,000	3	90,000,000	3	90,000,000	5	150,000,000	5	150,000,000	10	300,000,000	10	300,000,000	10	300,000,000	**1,800,000,000**	Keseluruhan	60
Pembelian Stok Kontainer 40 Feet	43,000,000	2	86,000,000	2	86,000,000	1	43,000,000	1	43,000,000	1	43,000,000	3	129,000,000	3	129,000,000	4	172,000,000	4	172,000,000	9	387,000,000	9	387,000,000	9	387,000,000	**2,064,000,000**	Keseluruhan	48
Sewa Mobil Avanca	4,840,000	3	14,520,000	3	14,520,000	3	14,520,000	3	14,520,000	3	14,520,000	3	14,520,000	3	14,520,000	3	14,520,000	3	14,520,000	3	14,520,000	3	14,520,000	3	14,520,000	**174,240,000**	Operasional	
Biaya KIR Per 6 Bulan	4,100,000		-		-		-		-		-	1	4,100,000		-		-		-		-		-	1	4,100,000	**8,200,000**	Pemeliharaan	
Perjalanan Dinas	10,000,000	3	30,000,000	3	30,000,000	2	20,000,000	2	20,000,000	2	20,000,000	3	30,000,000	3	30,000,000	5	50,000,000	5	50,000,000	10	100,000,000	10	100,000,000	10	100,000,000	**580,000,000**	Operasional	
Biaya Operasional Lainnya			36,000,000		36,000,000		36,000,000		36,000,000		36,000,000		36,000,000		40,000,000		40,000,000		40,000,000		40,000,000		40,000,000		40,000,000	**456,000,000**	Operasional	
TOTAL			**475,742,316**		**380,902,316**		**241,326,994**		**259,401,994**		**241,326,994**		**387,134,655**		**387,034,655**		**543,817,316**		**558,742,316**		**2,998,026,808**		**983,801,618**		**1,007,890,943**	**8,465,148,925**		

Tabel 10.10: Proyeksi Kebutuhan Biaya Operasional Per Bulan Tahun 4

Tahun 4	Harga Satuan	Unit	Bulan 1	Unit	Bulan 2	Unit	Bulan 3 *	Unit	Bulan 4 *	Unit	Bulan 5 *	Unit	Bulan 6	Unit	Bulan 7	Unit	Bulan 8	Unit	Bulan 9	Unit	Bulan 10 *	Unit	Bulan 11 *	Unit	Bulan 12 *	TOTAL	Tipe Beli	Total Unit
Beban Sewa Bangunan (Kantor + Workshop) (Per Tahu	100,000,000	1	100,000,000		-		-		-		-		-		-		-		-		-		-		-	**100,000,000**	Keseluruhan	
Pembelian Air Minum (Per Bulan)	9,900	150	1,485,000	150	1,485,000	150	1,485,000	150	1,485,000	150	1,485,000	150	1,485,000	150	1,485,000	150	1,485,000	150	1,485,000	150	1,485,000	150	1,485,000	150	1,485,000	**17,820,000**	Operasional	
Biaya Pembelian Stok Material (Selain Peti Kemas)	8,050,000	12	96,600,000	12	96,600,000	10	80,500,000	10	80,500,000	10	80,500,000	12	96,600,000	12	96,600,000	15	120,750,000	15	120,750,000	20	161,000,000	20	161,000,000	20	161,000,000	**1,352,400,000**	Stock	
Elektroda Las 5kg	218,545	7	1,529,818	7	1,529,818	5	1,092,727	5	1,092,727	5	1,092,727	6	1,311,272	6	1,311,272	8	1,748,363	8	1,748,363	12	2,622,545	12	2,622,545	12	2,622,545	**20,324,722**	Operasional	93
Mata Gerinda WD isi 20pcs	98,345	7	688,418	7	688,418	5	491,727	5	491,727	5	491,727	6	590,073	6	590,073	8	786,763	8	786,763	12	1,180,145	12	1,180,145	12	1,180,145	**9,146,125**	Operasional	93
Masker Cat 3M	163,909		-		-		-		-		-		-		-		-		-		-	1	163,909	2	327,818	**491,727**	Operasional	3
Filter Masker Cat	71,027	35	2,485,954	35	2,485,954	35	2,485,954	35	2,485,954	35	2,485,954	35	2,485,954	35	2,485,954	35	2,485,954	35	2,485,954	35	2,485,954	35	2,485,954	35	2,485,954	**29,831,447**	Operasional	420
Helm Safety	88,200		-		-		-		-		-		-		-		-		-	2	176,400		-	2	176,400	**352,800**	Operasional	4
Beban Listrik	20,000,000	1	20,000,000	1	20,000,000	1	20,000,000	1	20,000,000	1	20,000,000	1	20,000,000	1	20,000,000	1	20,000,000	1	20,000,000	1	20,000,000	1	20,000,000	1	20,000,000	**240,000,000**	Flat Per Bulan	
Beban Internet dan Telepon	5,000,000	1	5,000,000	1	5,000,000	1	5,000,000	1	5,000,000	1	5,000,000	1	5,000,000	1	5,000,000	1	5,000,000	1	5,000,000	1	5,000,000	1	5,000,000	1	5,000,000	**60,000,000**	Flat Per Bulan	
Beban Air	3,000,000	1	3,000,000	1	3,000,000	1	3,000,000	1	3,000,000	1	3,000,000	1	3,000,000	1	3,000,000	1	3,000,000	1	3,000,000	1	3,000,000	1	3,000,000	1	3,000,000	**36,000,000**	Flat Per Bulan	
Biaya Pemeliharaan Mesin Per Caturwulan	30,727,500		-		-		-	1	30,727,500		-		-		-	1	30,727,500		-		-		-	1	30,727,500	**92,182,500**	Pemeliharaan	
Biaya Pemeliharaan Gedung	12,705,000		-		-		-		-		-		-		-		-		-		-		-	1	12,705,000	**12,705,000**	Pemeliharaan	
Pembelian Stok Kontainer 20 Feet	30,000,000	8	240,000,000	8	240,000,000	6	180,000,000	6	180,000,000	6	180,000,000	7	210,000,000	7	210,000,000	8	240,000,000	8	240,000,000	12	360,000,000	12	360,000,000	12	360,000,000	**3,000,000,000**	Keseluruhan	100
Pembelian Stok Kontainer 40 Feet	43,000,000	4	172,000,000	4	172,000,000	3	129,000,000	3	129,000,000	3	129,000,000	2	86,000,000	2	86,000,000	5	215,000,000	5	215,000,000	10	430,000,000	10	430,000,000	10	430,000,000	**2,623,000,000**	Keseluruhan	61
Sewa Mobil Avanza	5,324,000	3	15,972,000	3	15,972,000	3	15,972,000	3	15,972,000	3	15,972,000	3	15,972,000	3	15,972,000	3	15,972,000	3	15,972,000	3	15,972,000	3	15,972,000	3	15,972,000	**191,664,000**	Operasional	
Biaya KIR Per 6 Bulan	4,400,000		-		-		-		-		-	1	4,400,000		-		-		-		-		-	1	4,400,000	**8,800,000**	Pemeliharaan	
Perjalanan Dinas	12,500,000	3	37,500,000	3	37,500,000	2	25,000,000	2	25,000,000	2	25,000,000	3	37,500,000	3	37,500,000	5	62,500,000	5	62,500,000	10	125,000,000	10	125,000,000	10	125,000,000	**725,000,000**	Operasional	
Biaya Operasional Lainnya			44,000,000		44,000,000		44,000,000		44,000,000		44,000,000		44,000,000		48,000,000		48,000,000		48,000,000		48,000,000		48,000,000		48,000,000	**552,000,000**	Operasional	-
TOTAL			**740,261,190**		**640,261,190**		**508,027,408**		**538,754,908**		**508,027,408**		**528,344,299**		**527,944,299**		**767,455,581**		**736,728,081**		**1,175,922,044**		**1,175,909,553**		**1,224,082,362**	**9,071,718,321**		

Tabel 10.11: Proyeksi Kebutuhan Biaya Operasional Per Bulan Tahun 5

Tahun 5	Harga Satuan	Unit	Bulan 1	Unit	Bulan 2	Unit	Bulan 3 *	Unit	Bulan 4 *	Unit	Bulan 5 *	Unit	Bulan 6	Unit	Bulan 7	Unit	Bulan 8	Unit	Bulan 9	Unit	Bulan 10 *	Unit	Bulan 11 *	Unit	Bulan 12 *	TOTAL	Tipe Beli	Total Unit
Pembelian Lahan dan Area Kantor dari Porta Camp (3000m2, @4000000)	4,000,000	3000	12,000,000,000		-		-		-		-		-		-		-		-		-		-		-	**12,000,000,000**	Keseluruhan	
Biaya Renovasi Porta Camp (Berikut Furniture)	229,000,000	1	229,000,000		-		-		-		-		-		-		-		-		-		-		-	**229,000,000**	Keseluruhan	
Penambahan Komputer Standard	7,200,000		-	1	7,200,000		-		-		-		-		-		-		-	2	14,400,000		-	1	7,200,000	**28,800,000**	Operasional	4
Penambahan Komputer Drawing (High-Spec)	18,000,000		-		-		-		-		-		-		-		-		-	1	18,000,000		-		-	**18,000,000**	Operasional	1
Pembelian Air Minum (Per Bulan)	10,350	175	1,811,250	175	1,811,250	175	1,811,250	175	1,811,250	175	1,811,250	175	1,811,250	175	1,811,250	175	1,811,250	175	1,811,250	175	1,811,250	175	1,811,250	175	1,811,250	**21,735,000**	Operasional	
Biaya Pembelian Stok Material (Selain Peti Kemas)	8,400,000	12	100,800,000	12	100,800,000	10	84,000,000	10	84,000,000	10	84,000,000	12	100,800,000	12	100,800,000	15	126,000,000	15	126,000,000	20	168,000,000	20	168,000,000	20	168,000,000	**1,411,200,000**	Stock	
Elektroda Las 5kg	225,102	8	1,800,814	8	1,800,814	4	900,407	4	900,407	4	900,407	5	1,125,509	5	1,125,509	6	1,350,611	6	1,350,611	10	2,251,018	10	2,251,018	10	2,251,018	**18,008,141**	Stock	80
Mata Gerinda WD isi 20pcs	101,296	5	506,479	5	506,479	4	405,183	4	405,183	4	405,183	5	506,479	5	506,479	7	709,071	7	709,071	9	911,662	9	911,662	9	911,662	**7,394,593**	Stock	73
Masker Cat 3M	168,826		-		-		-		-		-		-		-		-		-	5	844,132	5	844,132	5	844,132	**2,532,395**	Operasional	15
Filter Masker Cat	73,158	35	2,560,533	35	2,560,533	35	2,560,533	35	2,560,533	35	2,560,533	35	2,560,533	35	2,560,533	35	2,560,533	35	2,560,533	40	2,926,323	40	2,926,323	40	2,926,323	**31,823,762**	Stock	435
Helm Safety	92,610		-		-		-		-		-		-		-		-		-	5	463,050	3	277,830	2	185,220	**926,100**	Operasional	10
Beban Listrik	23,000,000	1	23,000,000	1	23,000,000	1	23,000,000	1	23,000,000	1	23,000,000	1	23,000,000	1	23,000,000	1	23,000,000	1	23,000,000	1	23,000,000	1	23,000,000	1	23,000,000	**276,000,000**	Flat Per Bulan	
Beban Internet dan Telepon	6,000,000	1	6,000,000	1	6,000,000	1	6,000,000	1	6,000,000	1	6,000,000	1	6,000,000	1	6,000,000	1	6,000,000	1	6,000,000	1	6,000,000	1	6,000,000	1	6,000,000	**72,000,000**	Flat Per Bulan	
Beban Air	3,500,000	1	3,500,000	1	3,500,000	1	3,500,000	1	3,500,000	1	3,500,000	1	3,500,000	1	3,500,000	1	3,500,000	1	3,500,000	1	3,500,000	1	3,500,000	1	3,500,000	**42,000,000**	Flat Per Bulan	
Biaya Pemeliharaan Mesin Per Caturwulan	38,409,375		-		-		-	1	38,409,375		-		-		-	1	38,409,375		-		-		-	1	38,409,375	**115,228,125**	Pemeliharaan	
Biaya Pemeliharaan Gedung	5,000,000		-		-		-		-		-		-		-		-		-		-		-	1	5,000,000	**5,000,000**	Pemeliharaan	
Pembelian Stok Kontainer 20 Feet	30,000,000	8	240,000,000	8	240,000,000	6	180,000,000	6	180,000,000	6	180,000,000	7	210,000,000	7	210,000,000	8	240,000,000	8	240,000,000	12	360,000,000	12	360,000,000	12	360,000,000	**3,000,000,000**	Keseluruhan	100
Pembelian Stok Kontainer 40 Feet	43,000,000	4	172,000,000	4	172,000,000	3	129,000,000	3	129,000,000	3	129,000,000	2	86,000,000	2	86,000,000	5	215,000,000	5	215,000,000	10	430,000,000	10	430,000,000	10	430,000,000	**2,623,000,000**	Keseluruhan	61
Sewa Mobil Avanca	5,856,400	5	29,282,000	5	29,282,000	5	29,282,000	5	29,282,000	5	29,282,000	5	29,282,000	5	29,282,000	5	29,282,000	5	29,282,000	5	29,282,000	5	29,282,000	5	29,282,000	**351,384,000**	Operasional	
Biaya KIR Per 6 Bulan	4,700,000		-		-		-		-		-	1	4,700,000		-		-		-		-		-	1	4,700,000	**9,400,000**	Pemeliharaan	
Perjalanan Dinas	20,000,000	5	100,000,000	5	100,000,000	3	60,000,000	3	60,000,000	3	60,000,000	4	80,000,000	4	80,000,000	6	120,000,000	6	120,000,000	15	300,000,000	15	300,000,000	15	300,000,000	**1,680,000,000**	Operasional	
Biaya Operasional Lainnya			78,000,000		78,000,000		78,000,000		78,000,000		78,000,000		78,000,000		84,000,000		84,000,000		84,000,000		84,000,000		84,000,000		84,000,000	**972,000,000**	Operasional	
TOTAL			**12,988,261,076**		**766,461,076**		**598,459,373**		**636,868,748**		**598,459,373**		**627,285,770**		**628,585,770**		**891,622,839**		**853,213,464**		**1,445,389,434**		**1,412,804,214**		**1,468,020,979**	**22,915,432,115**		

LAMPIRAN BAB 7

Lampiran 7.1

Sumber: Diskusi Penulis, 2022

Tabel 10.12: *Job Desk*

DIREKTUR
TANGGUNG JAWAB :
Bertanggung jawab atas semua aktivitas PT. Karya Inti Abadi Kontainer, sebagai koordinator, komunikator, pemimpin, pengelola dan pengambil keputusan puncak dalam menjalankan dan memimpin perusahaan
TUGAS :
• Menentukan, merumuskan dan memutuskan sebuah kebijakan dalam perusahaan. • Merencanakan, mengembangkan dan mengelola sumber-sumber pendapatan dan • pembelanjaan kekayaan milik perusahaan. • Menetapkan Manajemen strategis untuk mencapai visi dan misi perusahaan. • Memutuskan dan menentukan peraturan dan kebijakan tertinggi perusahaan
MANAJER HC & GA
TANGGUNG JAWAB :
Bertanggung jawab kepada Direktur PT. Karya Inti Abadi Kontainer
TUGAS DAN FUNGSI:
• Menciptakan hubungan Industrial yang harmonis untuk mencapai ketenangan Industrial (ketenangan kerja dan ketenangan usaha) dilingkungan perusahaan. • Mengendalikan anggaran belanja SDM setiap departemen yang disesuaikan dengan anggaran yang telah disepakati dan disetujui. • Menghubungkan antar manajer setiap departemen agar dapat memahami semua aspek dalam mengembangkan SDM dan juga memastikan bahwa para manajer tersebut telah mendapat informasi yang cukup mengenai tujuan, sasaran dan pencapaian dari hasil mengembangkan SDM. • Bertugas mengevaluasi dan memberi penilaian terhadap kinerja para karyawan yang bekerja sama dengan tim. • Memastikan terselenggaranya fungsi HC & GA yang meliputi Rekrutment, kepersonaliaan, Training, Pengembangan Organisasi, Legal, hubungan industri, Keamanan, Pengadaan barang, perizinan, pemeliharaan kendaraan dan mesin sesuai dengan SOP dan UU/peraturan yang berlaku secara efektif dan efisien sehingga kegiatan operasional perusahaan dapat berjalan lancar. • Memastikan Terlaksananya sistem Manajemen Keselamatan dan Kesehatan Kerja sesuai dengan SOP dan UU dan peraturan yang berlaku secara efektif dan efisien yang meliputi pelatihan/penyuluhan K3, Fire drill dan evakuasi, identifikasi area berbahaya, kelengkapan peralatan keselamatan kerja sampai dengan proses audit berjalannya sistim Manajemen K3 sehingga operasional perusahaan dapat berjalan lancar tanpa ada masalah K3.
PENGADAAN
TANGGUNG JAWAB :

Bertanggung jawab kepada Manager HC & GA PT. Karya Inti Abadi Kontainer dalam hal pengadaan baik barang maupun jasa.
TUGAS :
• Memfasilitasi layanan pengadaan barang dan jasa, menyelenggarakan perencanaan, pembinaan, pelaksanaan dan penatausahaan pengadaan barang dan jasa serta evaluasi dan penyelesaian sanggah dalam proses pengadaan barang dan jasa • Menyusun program dan kegiatan Bagian Pengadaan Barang dan Jasa sebagai pedoman pelaksanaan tugas • Melakukan pemilihan penyedia barang dan jasa. • Melakukan inventarisasi paket pengadaan barang dan jasa. • Membuat rencana pengadaan bahan baku yang dibutuhkan untuk keperluan proses produksi dengan memperhitungkan kondisi stok barang update di gudang dengan cara melakukan perhitungan kebutuhan material bahan baku tersebut dengan cermat dengan memperhitungkan safety stock sesuai dengan ketentuan yang ada.
PELATIHAN DAN PENGEMBANGAN
TANGGUNG JAWAB :
Bertanggung jawab kepada Manager HC & GA PT. Karya Inti Abadi Kontainer dalam hal pelatihan dan pengembangan karyawan.
TUGAS :
• Mengelola dan mengawasi pelaksanaan kegiatan Pendidikan & Pelatihan dengan menggunakan sumber daya yang ada secara professional dalam upaya untuk meningkatkan kompetensi pegawai sesuai profil kompetensi jabatan yang ditentukan sebagai persiapan untuk peningkatan kinerja dan pengembangan karir pegawai. • Membuat Analisa Kebutuhan pembelajaran dan/atau Sertifikasi setiap pegawai (IDP - Individual Development Plan). • Menginventarisasi pegawai yang memenuhi syarat untuk mengikuti setiap program pembelajaran dan/atau sertifikasi. • Melaksanakan kegiatan pembelajaran dan/atau sertifikasi yang bersifat rutin dan *customized* • Mengevaluasi dan menganalisa atas hasil pelaksanaan pembelajaran; • Memonitor tindak lanjut atas hasil review IDP • Menyusun, mengembangkan, dan memelihara sistem kurikulum *e-learning.* • Membuat laporan triwulan, semesteran dan tahunan mengenai Seksi Pembelajaran dan Pengembangan HC dan Menyiapkan laporan kegiatan program kerja Seksi Pembelajaran dan Pengembangan HC.
RECRUITMENT & ASSESMENT
TANGGUNG JAWAB :
Bertanggung jawab kepada Manager HC & GA PT. Karya Inti Abadi Kontainer dalam hal perekrutan dan penilaian karyawan
TUGAS :
• Melakukan analisa kebutuhan karyawan secara komprehensif.

• Melakukan kegiatan rekrutmen karyawan baru dan data pelatihan secara akurat dan tepat waktu. • Melaksanakan proses Assessment Pegawai maupun kandidat. • Mengidentifikasi kandidat yang cocok dengan lowongan pekerjaan yang dilamar dan mendapatkan informasi atau data untuk mengetahui seberapa baik kandidat tersebut. • Melakukan seleksi penerimaan tenaga kerja dan mengumpulkan karyawan berpotensi dengan melakukan pencarian kandidat, proses interview dan asesmen, hingga onboarding. • Melakukan kegiatan evaluasi kinerja karyawan baru setelah masa percobaan. • Melakukan analisa korelasi antara jenis tes seleksi yang dilakukan dengan kinerja karyawan baru
KEPEGAWAIAN DAN LEGALITAS
TANGGUNG JAWAB :
Bertanggung jawab kepada Manager HC & GA PT. Karya Inti Abadi Kontainer dalam hal kepegawaian dan legalitas perusahaan.
TUGAS :
• Mengelola dan mengendalikan pencatatan data administrasi karyawan. • Mengelola kegiatan pembayaran gaji, Jaminan Kesehatan dan upah lembur secara akurat dan tepat waktu • Kegiatan pemenuhan aspek legalitas perusahaan, review kontrak bisnis dan semua perijinanan yang diperlukan. • Menjaga Hubungan Industrial yang baik sehingga berjalan dengan kondusif
HSE & COMPLIANCE
TANGGUNG JAWAB :
Bertanggung jawab kepada Manager HC & GA PT. Karya Inti Abadi Kontainer dalam hal kesehatan dan keselamatan kerja karyawan
TUGAS :
• Mengembangkan SMK3 sebagai pedoman kerja dalam rangka upaya meningkatkan keselamatan kerja di dalam perusahaan secara efektif dan efisien. • Mengembangkan sistem pengendalian bahaya terhadap Keselamatan dan Kesehatan Kerja • Melaksanakan penyuluhan dan sosialisasi tentang K3 terhadap seluruh karyawan. • Melaksanakan pemeriksaan kelengkapan peralatan keselamatan kerja dan rambu – rambu serta memastikan semua terlengkapi. • Memastikan setiap pekerjaan yang dilakukan memenuhi standar keselamatan kerja
MANAJER OPERASIONAL
TANGGUNG JAWAB :
Bertanggung jawab kepada Direktur PT. Karya Inti Abadi Kontainer
TUGAS :
• Merencanakan, menjalankan serta memantau kegiatan proses produksi, agar

produksi berjalan tepat waktu sesuai rencana, dengan hasil produksi yang berkualitas tinggi, biaya efisien, dan dengan tingkat utilitas mesin yang optimal. • Mengelola dan memantau proses operasional agar kualitas, kuantitas dan waktu pengerjaan serta pengiriman sesuai dengan perencanaan yang sudah dibuat. • Mengelola dan memantau pemakaian biaya produksi agar tercipta efisiensi biaya produksi • Mengelola dan memantau kinerja dan produktivitas anak buah agar selalu berada pada kondisi yang optimal
IT DEVELOPMENT
TANGGUNG JAWAB :
Bertanggung jawab kepada Manager operasional PT. Karya Inti Abadi Kontainer dalam hal pengembangan Teknologi Informasi
TUGAS :
• Menjaga dan mengelola keandalan jaringan internet, server dan sistem IT • Menjaga dan mengelola pemeliharaan hardaware dan spftware • Melakukan perbaikan kerusakan atau error perangkat hardware dan software IT • Malakukan penyelesaian pembuatan aplikasi IT yang dibutuhkan • Melakukan kegiatan pengembangan website yang lengkap dan menarik • Melakukan monitoring dan evaluasi kinerja, dan melakukan tindakan solutif serta perbaikan, untuk membuat kinerja terus meningkat dari waktu ke waktu
SURVEYOR
TANGGUNG JAWAB :
Bertanggung jawab kepada Manager operasional PT. Karya Inti Abadi Kontainer dalam hal pengecekan kelaikan Petikemas dan pengecekan lokasi pengiriman barang
TUGAS :
• Melakukan pengecekan barang sesuai grade-nya. • Memastikan barang yang dibeli sesuai standar perusahaan • Memastikan lokasi pengiriman barang dapat dilalui armada transportasi • Menghitung harga beli barang dan harga pengiriman barang
DESAIN DAN MODIFIKASI
TANGGUNG JAWAB :
Bertanggung jawab kepada Manager operasional PT. Karya Inti Abadi Kontainer dalam hal pembuatan gambar sesuai dengan keinginan customer dan estimasi harga material.
TUGAS :
5 Menghitung harga estimasi material yang dibutuhkan. **6** Merancang gambar portacamp sesuai dengan keinginan konsumen **7** Menghitung kebutuhan pekerja sesuai dengan biaya yang disetujui. **8** Membuat harga penjualan kepada konsumen
OPERASIONAL DESAIN DAN MODIFIKASI
TANGGUNG JAWAB :
Bertanggung jawab kepada Manager operasional PT. Karya Inti Abadi Kontainer dalam hal pembuatan produk sampai produk dikirim ke tempat tujuan.

TUGAS :
• Merancang dan Membuat produk sesuai dengan gambar yang di tentukan. • Memastikan produk sesuai dengan keinginan konsumen • Memberikan pelayanan servis portacamp kepada konsumen sesuai dengan instruksi atasan • Memastikan waktu produksi tepat waktu.
QUALITY CONTROL
TANGGUNG JAWAB :
Bertanggung jawab kepada Manager operasional PT. Karya Inti Abadi Kontainer dalam hal kualitas produk.
TUGAS :
• Memastikan produk berkualitas baik. • Memastikan produk sesuai dengan keinginan pelanggan. • Merekomendasikan pengerjaan ulang jika ada barang berkualitas rendah • Menguji produk baik dari segi kualitas dan kuantitas selama proses produksi
STORING
TANGGUNG JAWAB :
Bertanggung jawab kepada Manager operasional PT. Karya Inti Abadi Kontainer dalam hal kendala kendaraan di tengah jalan.
TUGAS :
• Memastikan armada transportasi dalam keadaan baik sebelum pengiriman. • Memperbaiki kendaraan jika terdapat kendala di perjalanan. • Memeriksa mesin dan kendaraan secara berkala. • Membuat laporan perbaikan rutin. • Memperbaiki mesin jika terjadi kerusakan.
MAINTENANCE AND REPAIR
Bertanggung jawab kepada Manager operasional PT. Karya Inti Abadi Kontainer dalam hal perbaikan dan perawatan produk yang sudah ada di beli pelanggan.
TUGAS :
• Memperbaiki barang jadi yang sudah ada dilokasi • Melakukan perawatan Portacamp sesuai dengan permintaan pelanggan • Memperbaiki produk dari kerusakan sehingga dapat dipakai dengan baik
MAINTENANCE AND REPAIR
Bertanggung jawab kepada Manager operasional PT. Karya Inti Abadi Kontainer dalam hal pengiriman barang.
• **TUGAS :**
• Mengirim barang dari workshop ke lokasi pelanggan • Mengambil bahan baku produksi dari supplier ke workshop
MANAJER PEMASARAN
TANGGUNG JAWAB :
Bertanggung jawab kepada Direktur PT. Karya Inti Abadi Kontainer
TUGAS :

• Merencanakan, menjalankan serta memantau kegiatan pemasaran dan branding agar tercapai pertumbuhan penjualan yang optimal, mengelola kegiatan promosi, program reward dan event secara kreatif, serta mengelola kegiatan social media marketing secara inovatif. • Merencanakan, mengarahkan dan menjalankan kegiatan promosi dan event secara kreatif dan berdampak positif bagi brand perusahaan dan penjualan. • Merencanakan dan mengelola kegiatan pembuatan materi dan brosur produk perusahaan secara lengkap dan profesional. • Mengelola, mengarahkan dan menjalankan kegiatan pelatihan tentang product knowledge dan customer service • Mengelola, mengarahkan dan menjalankan kegiatan social media marketing yang efektif. • Melakukan monitoring dan evaluasi kinerja semua bidang dibawahnya, dan melakukan tindakan solutif serta perbaikan, untuk membuat kinerja terus meningkat dari waktu ke waktu.
BUSINESS DEVELOPMENT
TANGGUNG JAWAB :
Bertanggung jawab kepada Manager Pemasaran PT. Karya Inti Abadi Kontainer dalam hal pengembangan bisnis.
TUGAS :
• Menyusun target dan strategi jangka panjang organisasi dan membangun hubungan dengan pelanggan. • Mengidentifikasi peluang bisnis, melakukan negosiasi bisnis, serta memonitor perkembangan pasar. • Meriset pasar, mencari peluang pelanggan baru, dan menjaga hubungan dengan pelanggan. • Menyusun dan mempresentasikan rencana pengembangan bisnis perusahaan • Melakukan riset perkembangan bisnis perusahaan secara berkala.
DIGITAL PEMASARAN
TANGGUNG JAWAB :
Bertanggung jawab kepada Manager Pemasaran PT. Karya Inti Abadi Kontainer dalam hal pemasaran secara digital.
TUGAS :
• Membuat konten produk di sosial media dengan menarik. • Melakukan pemasaran dan *branding* produk secara digital • Membuat konsep di berbagai *platform* sosial media yang digunakan • Memelihara dan meningkatkan distribusi konten di media sosial • Mengidentifikasi tren pada segmen pasar
MANAJER KEUANGAN
TANGGUNG JAWAB :
Bertanggung jawab kepada Direktur PT. Karya Inti Abadi Kontainer
TUGAS :

• Merencanakan dan mengelola kegiatan penerimaan dan pencatatan uang pembayaran dari pelanggan secara tertib dan akurat • Mengelola dan mengendalikan kegiatan penagihan pembayaran pada pelanggan agar pembayaran tepat waktu dan akurat • Mengelola dan mengendalikan kegiatan pembayaran aneka tagihan supplier dan melakukan pencatatannya secara cermat dan akurat • Mengelola dan mengendalikan kegiatan pembayaran gaji, asuransi dankebutuhan internal lainnya melakukan pencatatannya secara cermat dan akurat • Mengelola dan mengendalikan kegiatan pencatatan semua transaksi keuangan, dan menyusun laporan keuangan secara tepat waktu dan akurat • Mengelola dan mengarahkan pembayaran dan pelaporan pajak secara akurat dan tepat waktu • Mengelola penggunaan cash flow perusahaan secara cermat dan profesional • Mengelola penempatan dana perusahaan di bank untuk mendapatkan hasil imbalan yang paling optimal • Melakukan monitoring dan evaluasi kinerja semua bidang dibawahnya, dan melakukan tindakan solutif serta perbaikan, untuk membuat kinerja terus meningkat dari waktu ke waktu.
PERPAJAKAN
TANGGUNG JAWAB :
Bertanggung jawab kepada Manager Keuangan PT. Karya Inti Abadi Kontainer dalam hal perpajakan.
TUGAS :
• Mengelola kegiatan pencatatan semua jurnal transaksi keuangan secara akurat dan tepat waktu • Mengelola proses penyusunan laporan keuangan secara tepat waktu dan akurat • Mengelola proses pembayaran dan pelaporan pajak secara akurat dan tepat waktu • Melakukan monitoring dan evaluasi kinerja, dan melakukan tindakan solutif serta perbaikan, untuk membuat kinerja terus meningkat dari waktu ke waktu
KEUANGAN
TANGGUNG JAWAB :
Bertanggung jawab kepada Manager Keuangan PT. Karya Inti Abadi Kontainer dalam hal keuangan
TUGAS :
• Melakukan kegiatan penerimaan dan pencatatan uang pembayaran dari pelanggan secara tertib dan akurat • Melakukan kegiatan penagihan pembayaran pada pelanggan agar pembayaran tepat waktu dan akurat • Melakukan kegiatan pembayaran aneka tagihan supplier dan melakukan pencatatannya secara cermat dan akurat • Melakukan kegiatan pembayaran gaji, asuransi dan kebutuhan internal lainnya melakukan pencatatannya secara cermat dan akurat

• Mengelola penggunaan dan pencatatan cash perusahaan secara cermat dan profesional
DESKRIPSI PEKERJAAN PT. KARYA INTI ABADI KONTAINER
DIREKTUR
TANGGUNG JAWAB :
Bertanggung jawab atas semua aktivitas PT. Karya Inti Abadi Kontainer, sebagai koordinator, komunikator, pemimpin, pengelola dan pengambil keputusan puncak dalam menjalankan dan memimpin perusahaan
TUGAS :
• Menentukan, merumuskan dan memutuskan sebuah kebijakan dalam perusahaan. • Merencanakan, mengembangkan dan mengelola sumber-sumber pendapatan dan • pembelanjaan kekayaan milik perusahaan. • Menetapkan Manajemen strategis untuk mencapai visi dan misi perusahaan. • Memutuskan dan menentukan peraturan dan kebijakan tertinggi perusahaan
MANAJER HC & GA
TANGGUNG JAWAB :
Bertanggung jawab kepada Direktur PT. Karya Inti Abadi Kontainer
TUGAS DAN FUNGSI:
• Menciptakan hubungan Industrial yang harmonis untuk mencapai ketenangan Industrial (ketenangan kerja dan ketenangan usaha) dilingkungan perusahaan. • Mengendalikan anggaran belanja SDM setiap departemen yang disesuaikan dengan anggaran yang telah disepakati dan disetujui. • Menghubungkan antar manajer setiap departemen agar dapat memahami semua aspek dalam mengembangkan SDM dan juga memastikan bahwa para manajer tersebut telah mendapat informasi yang cukup mengenai tujuan, sasaran dan pencapaian dari hasil mengembangkan SDM. • Bertugas mengevaluasi dan memberi penilaian terhadap kinerja para karyawan yang bekerja sama dengan tim. • Memastikan terselenggaranya fungsi HC & GA yang meliputi Rekrutment, kepersonaliaan, Training, Pengembangan Organisasi, Legal, hubungan industri, Keamanan, Pengadaan barang, perizinan, pemeliharaan kendaraan dan mesin sesuai dengan SOP dan UU/peraturan yang berlaku secara efektif dan efisien sehingga kegiatan operasional perusahaan dapat berjalan lancar. • Memastikan Terlaksananya sistem Manajemen Keselamatan dan Kesehatan Kerja sesuai dengan SOP dan UU dan peraturan yang berlaku secara efektif dan efisien yang meliputi pelatihan/penyuluhan K3, Fire drill dan evakuasi, identifikasi area berbahaya, kelengkapan peralatan keselamatan kerja sampai dengan proses audit berjalannya sistim Manajemen K3 sehingga operasional perusahaan dapat berjalan lancar tanpa ada masalah K3.
PENGADAAN
TANGGUNG JAWAB :
Bertanggung jawab kepada Manager HC & GA PT. Karya Inti Abadi Kontainer dalam hal

pengadaan baik barang maupun jasa.
TUGAS :
• Memfasilitasi layanan pengadaan barang dan jasa, menyelenggarakan perencanaan, pembinaan, pelaksanaan dan penatausahaan pengadaan barang dan jasa serta evaluasi dan penyelesaian sanggah dalam proses pengadaan barang dan jasa • Menyusun program dan kegiatan Bagian Pengadaan Barang dan Jasa sebagai pedoman pelaksanaan tugas • Melakukan pemilihan penyedia barang dan jasa. • Melakukan inventarisasi paket pengadaan barang dan jasa. • Membuat rencana pengadaan bahan baku yang dibutuhkan untuk keperluan proses produksi dengan memperhitungkan kondisi stok barang update di gudang dengan cara melakukan perhitungan kebutuhan material bahan baku tersebut dengan cermat dengan memperhitungkan safety stock sesuai dengan ketentuan yang ada.
PELATIHAN DAN PENGEMBANGAN
TANGGUNG JAWAB :
Bertanggung jawab kepada Manager HC & GA PT. Karya Inti Abadi Kontainer dalam hal pelatihan dan pengembangan karyawan.
TUGAS :
• Mengelola dan mengawasi pelaksanaan kegiatan Pendidikan & Pelatihan dengan menggunakan sumber daya yang ada secara professional dalam upaya untuk meningkatkan kompetensi pegawai sesuai profil kompetensi jabatan yang ditentukan sebagai persiapan untuk peningkatan kinerja dan pengembangan karir pegawai. • Membuat Analisa Kebutuhan pembelajaran dan/atau Sertifikasi setiap pegawai (IDP - Individual Development Plan). • Menginventarisasi pegawai yang memenuhi syarat untuk mengikuti setiap program pembelajaran dan/atau sertifikasi. • Melaksanakan kegiatan pembelajaran dan/atau sertifikasi yang bersifat rutin dan *customized* • Mengevaluasi dan menganalisa atas hasil pelaksanaan pembelajaran; • Memonitor tindak lanjut atas hasil review IDP • Menyusun, mengembangkan, dan memelihara sistem kurikulum *e-learning.* • Membuat laporan triwulan, semesteran dan tahunan mengenai Seksi Pembelajaran dan Pengembangan HC dan Menyiapkan laporan kegiatan program kerja Seksi Pembelajaran dan Pengembangan HC.
RECRUITMENT & ASSESMENT
TANGGUNG JAWAB :
Bertanggung jawab kepada Manager HC & GA PT. Karya Inti Abadi Kontainer dalam hal perekrutan dan penilaian karyawan
TUGAS :
• Melakukan analisa kebutuhan karyawan secara komprehensif. • Melakukan kegiatan rekrutmen karyawan baru dan data pelatihan secara akurat

dan tepat waktu. • Melaksanakan proses Assessment Pegawai maupun kandidat. • Mengidentifikasi kandidat yang cocok dengan lowongan pekerjaan yang dilamar dan mendapatkan informasi atau data untuk mengetahui seberapa baik kandidat tersebut. • Melakukan seleksi penerimaan tenaga kerja dan mengumpulkan karyawan berpotensi dengan melakukan pencarian kandidat, proses interview dan asesmen, hingga onboarding. • Melakukan kegiatan evaluasi kinerja karyawan baru setelah masa percobaan. • Melakukan analisa korelasi antara jenis tes seleksi yang dilakukan dengan kinerja karyawan baru
KEPEGAWAIAN DAN LEGALITAS
TANGGUNG JAWAB :
Bertanggung jawab kepada Manager HC & GA PT. Karya Inti Abadi Kontainer dalam hal kepegawaian dan legalitas perusahaan.
TUGAS :
• Mengelola dan mengendalikan pencatatan data administrasi karyawan. • Mengelola kegiatan pembayaran gaji, Jaminan Kesehatan dan upah lembur secara akurat dan tepat waktu • Kegiatan pemenuhan aspek legalitas perusahaan, review kontrak bisnis dan semua perijinanan yang diperlukan. • Menjaga Hubungan Industrial yang baik sehingga berjalan dengan kondusif
HSE & COMPLIANCE
TANGGUNG JAWAB :
Bertanggung jawab kepada Manager HC & GA PT. Karya Inti Abadi Kontainer dalam hal kesehatan dan keselamatan kerja karyawan
TUGAS :
1 Mengembangkan SMK3 sebagai pedoman kerja dalam rangka upaya meningkatkan keselamatan kerja di dalam perusahaan secara efektif dan efisien. 2 Mengembangkan sistem pengendalian bahaya terhadap Keselamatan dan Kesehatan Kerja 3 Melaksanakan penyuluhan dan sosialisasi tentang K3 terhadap seluruh karyawan. 4 Melaksanakan pemeriksaan kelengkapan peralatan keselamatan kerja dan rambu – rambu serta memastikan semua terlengkapi. **5** Memastikan setiap pekerjaan yang dilakukan memenuhi standar keselamatan kerja
MANAJER OPERASIONAL
TANGGUNG JAWAB :
Bertanggung jawab kepada Direktur PT. Karya Inti Abadi Kontainer
TUGAS :
• Merencanakan, menjalankan serta memantau kegiatan proses produksi, agar produksi berjalan tepat waktu sesuai rencana, dengan hasil produksi yang

berkualitas tinggi, biaya efisien, dan dengan tingkat utilitas mesin yang optimal. • Mengelola dan memantau proses operasional agar kualitas, kuantitas dan waktu pengerjaan serta pengiriman sesuai dengan perencanaan yang sudah dibuat. • Mengelola dan memantau pemakaian biaya produksi agar tercipta efisiensi biaya produksi • Mengelola dan memantau kinerja dan produktivitas anak buah agar selalu berada pada kondisi yang optimal
IT DEVELOPMENT
TANGGUNG JAWAB :
Bertanggung jawab kepada Manager operasional PT. Karya Inti Abadi Kontainer dalam hal pengembangan Teknologi Informasi
TUGAS :
• Menjaga dan mengelola keandalan jaringan internet, server dan sistem IT • Menjaga dan mengelola pemeliharaan hardaware dan spftware • Melakukan perbaikan kerusakan atau error perangkat hardware dan software IT • Malakukan penyelesaian pembuatan aplikasi IT yang dibutuhkan • Melakukan kegiatan pengembangan website yang lengkap dan menarik • Melakukan monitoring dan evaluasi kinerja, dan melakukan tindakan solutif serta perbaikan, untuk membuat kinerja terus meningkat dari waktu ke waktu
SURVEYOR
TANGGUNG JAWAB :
Bertanggung jawab kepada Manager operasional PT. Karya Inti Abadi Kontainer dalam hal pengecekan kelaikan Petikemas dan pengecekan lokasi pengiriman barang
TUGAS :
• Melakukan pengecekan barang sesuai grade-nya. • Memastikan barang yang dibeli sesuai standar perusahaan • Memastikan lokasi pengiriman barang dapat dilalui armada transportasi • Menghitung harga beli barang dan harga pengiriman barang
DESAIN DAN MODIFIKASI
TANGGUNG JAWAB :
Bertanggung jawab kepada Manager operasional PT. Karya Inti Abadi Kontainer dalam hal pembuatan gambar sesuai dengan keinginan customer dan estimasi harga material.
TUGAS :
9 Menghitung harga estimasi material yang dibutuhkan. **10** Merancang gambar portacamp sesuai dengan keinginan konsumen **11** Menghitung kebutuhan pekerja sesuai dengan biaya yang disetujui. **12** Membuat harga penjualan kepada konsumen
OPERASIONAL DESAIN DAN MODIFIKASI
TANGGUNG JAWAB :
Bertanggung jawab kepada Manager operasional PT. Karya Inti Abadi Kontainer dalam hal pembuatan produk sampai produk dikirim ke tempat tujuan.
TUGAS :

• Merancang dan Membuat produk sesuai dengan gambar yang di tentukan. • Memastikan produk sesuai dengan keinginan konsumen • Memberikan pelayanan servis portacamp kepada konsumen sesuai dengan instruksi atasan • Memastikan waktu produksi tepat waktu.
QUALITY CONTROL
TANGGUNG JAWAB :
Bertanggung jawab kepada Manager operasional PT. Karya Inti Abadi Kontainer dalam hal kualitas produk.
TUGAS :
• Memastikan produk berkualitas baik. • Memastikan produk sesaui dengan keinginan pelanggan. • Merekomendasikan pengerjaan ulang jika ada barang berkualitas rendah • Menguji produk baik dari segi kualitas dan kuantitas selama proses produksi
STORING
TANGGUNG JAWAB :
Bertanggung jawab kepada Manager operasional PT. Karya Inti Abadi Kontainer dalam hal kendala kendaraan di tengah jalan.
TUGAS :
• Memastikan armada transportasi dalam keadaan baik sebelum pengiriman. • Memperbaiki kendaraan jika terdapat kendala di perjalanan. • Memeriksa mesin dan kendaraan secara berkala. • Membuat laporan perbaikan rutin. • Memperbaiki mesin jika terjadi kerusakan.
MANAJER PEMASARAN
TANGGUNG JAWAB :
Bertanggung jawab kepada Direktur PT. Karya Inti Abadi Kontainer
TUGAS :
• Merencanakan, menjalankan serta memantau kegiatan pemasaran dan branding agar tercapai pertumbuhan penjualan yang optimal, mengelola kegiatan promosi, program reward dan event secara kreatif, serta mengelola kegiatan social media marketing secara inovatif. • Merencanakan, mengarahkan dan menjalankan kegiatan promosi dan event secara kreatif dan berdampak positif bagi brand perusahaan dan penjualan. • Merencanakan dan mengelola kegiatan pembuatan materi dan brosur produk perusahaan secara lengkap dan profesional. • Mengelola, mengarahkan dan menjalankan kegiatan pelatihan tentang product knowledge dan customer service • Mengelola, mengarahkan dan menjalankan kegiatan social media marketing yang efektif. • Melakukan monitoring dan evaluasi kinerja semua bidang dibawahnya, dan melakukan tindakan solutif serta perbaikan, untuk membuat kinerja terus meningkat

dari waktu ke waktu.
BUSINESS DEVELOPMENT
TANGGUNG JAWAB :
Bertanggung jawab kepada Manager Pemasaran PT. Karya Inti Abadi Kontainer dalam hal pengembangan bisnis.
TUGAS :
• Menyusun target dan strategi jangka panjang organisasi dan membangun hubungan dengan pelanggan. • Mengidentifikasi peluang bisnis, melakukan negosiasi bisnis, serta memonitor perkembangan pasar. • Meriset pasar, mencari peluang pelanggan baru, dan menjaga hubungan dengan pelanggan. • Menyusun dan mempresentasikan rencana pengembangan bisnis perusahaan • Melakukan riset perkembangan bisnis perusahaan secara berkala.
DIGITAL PEMASARAN
TANGGUNG JAWAB :
Bertanggung jawab kepada Manager Pemasaran PT. Karya Inti Abadi Kontainer dalam hal pemasaran secara digital.
TUGAS :
• Membuat konten produk di sosial media dengan menarik. • Melakukan pemasaran dan *branding* produk secara digital • Membuat konsep di berbagai *platform* sosial media yang digunakan • Memelihara dan meningkatkan distribusi konten di media sosial • Mengidentifikasi tren pada segmen pasar
MANAJER KEUANGAN
TANGGUNG JAWAB :
Bertanggung jawab kepada Direktur PT. Karya Inti Abadi Kontainer
TUGAS :
• Merencanakan dan mengelola kegiatan penerimaan dan pencatatan uang pembayaran dari pelanggan secara tertib dan akurat • Mengelola dan mengendalikan kegiatan penagihan pembayaran pada pelanggan agar pembayaran tepat waktu dan akurat • Mengelola dan mengendalikan kegiatan pembayaran aneka tagihan supplier dan melakukan pencatatannya secara cermat dan akurat • Mengelola dan mengendalikan kegiatan pembayaran gaji, asuransi dankebutuhan internal lainnya melakukan pencatatannya secara cermat dan akurat • Mengelola dan mengendalikan kegiatan pencatatan semua transaksi keuangan, dan menyusun laporan keuangan secara tepat waktu dan akurat • Mengelola dan mengarahkan pembayaran dan pelaporan pajak secara akurat dan tepat waktu • Mengelola penggunaan cash flow perusahaan secara cermat dan profesional

• Mengelola penempatan dana perusahaan di bank untuk mendapatkan hasil imbalan yang paling optimal • Melakukan monitoring dan evaluasi kinerja semua bidang dibawahnya, dan melakukan tindakan solutif serta perbaikan, untuk membuat kinerja terus meningkat dari waktu ke waktu.
PERPAJAKAN
TANGGUNG JAWAB :
Bertanggung jawab kepada Manager Keuangan PT. Karya Inti Abadi Kontainer dalam hal perpajakan.
TUGAS :
• Mengelola kegiatan pencatatan semua jurnal transaksi keuangan secara akurat dan tepat waktu • Mengelola proses penyusunan laporan keuangan secara tepat waktu dan akurat • Mengelola proses pembayaran dan pelaporan pajak secara akurat dan tepat waktu • Melakukan monitoring dan evaluasi kinerja, dan melakukan tindakan solutif serta perbaikan, untuk membuat kinerja terus meningkat dari waktu ke waktu
KEUANGAN
TANGGUNG JAWAB :
Bertanggung jawab kepada Manager Keuangan PT. Karya Inti Abadi Kontainer dalam hal keuangan
TUGAS :
• Melakukan kegiatan penerimaan dan pencatatan uang pembayaran dari pelanggan secara tertib dan akurat • Melakukan kegiatan penagihan pembayaran pada pelanggan agar pembayaran tepat waktu dan akurat • Melakukan kegiatan pembayaran aneka tagihan supplier dan melakukan pencatatannya secara cermat dan akurat • Melakukan kegiatan pembayaran gaji, asuransi dan kebutuhan internal lainnya melakukan pencatatannya secara cermat dan akurat • Mengelola penggunaan dan pencatatan cash perusahaan secara cermat dan profesional

Lampiran 7.2

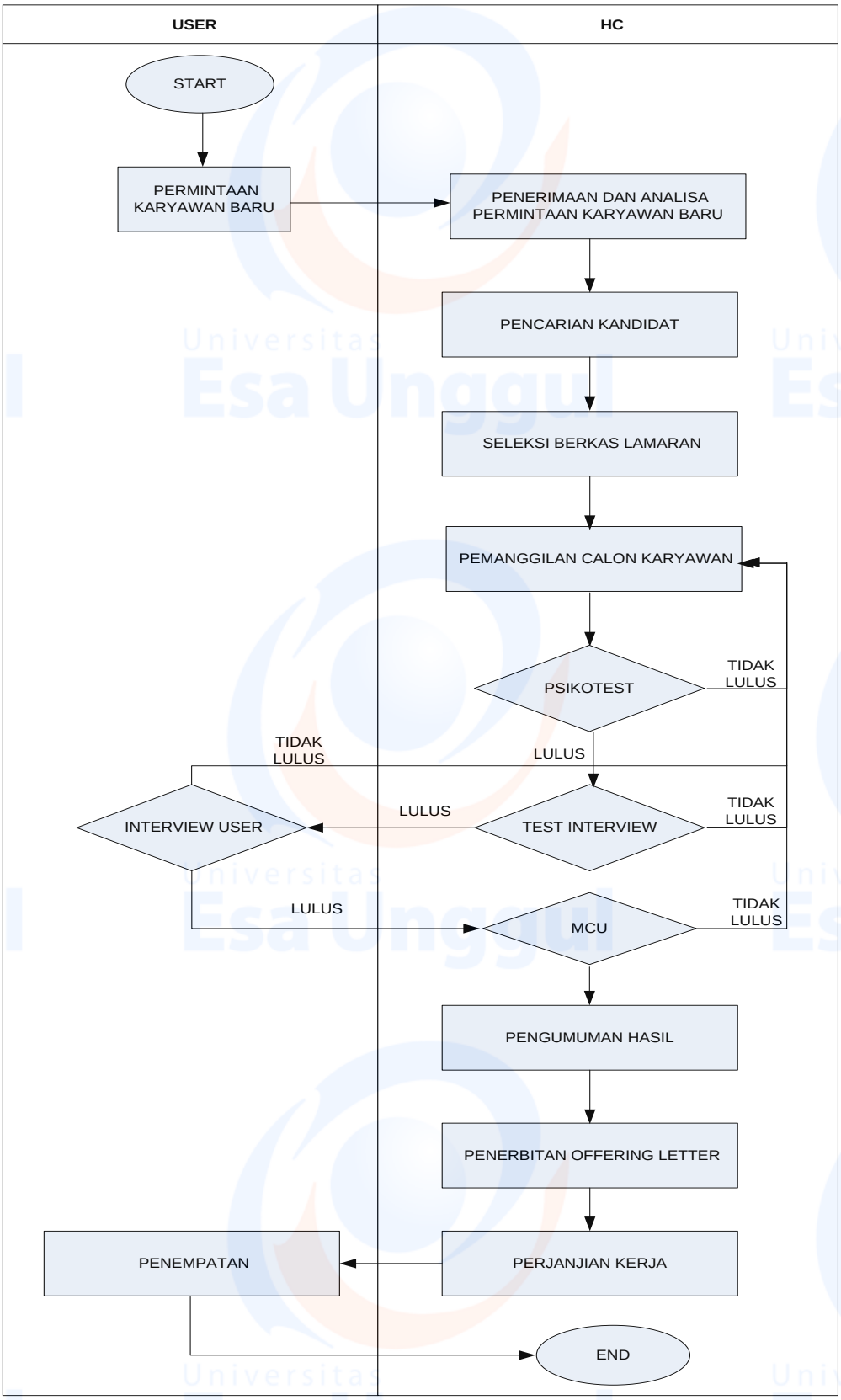

Sumber: Penulis, 2022

Gambar 10.10: Flowchart Penerimaan Karyawan PT. Karya Inti Abadi Kontainer

Lampiran 7.3

RENCANA JADWAL TRAINING PT. KARYA INITI ABADI KONTAINER 2022

TRAINING SCOPE	NO	TRAINING PROGRAM	QTY PARTICIPANT	TARGET PARTICIPANT	Jan	Feb	Mar	Apr	May	Jun	Jul	Aug	Sep	Oct	Nov	Dec
LEADERSHIP	1	MLP (Managerial Leadership Program)	4	Manager												
SUPPORT	2	Employee Induction (Orientasi)	15	Karyawan Baru												
	3	Communication Skil	5	Marketing												
	4	Training Kedisiplinan	7	All Department												
	5	Customer Satisfaction	5	Marketing												
	6	Perpajakan	1	Keuangan												
	7	Training BPJS	15	All Department												
HSE (Health)	8	K3 Awarness	10	All Department												
	9	Training APD	9	Operasional												
	10	P3K	6	All Department												
	11	Tanggap Darurat (Drill)	5	All Department												
	12	Training COVID-19	15	All Department												
	13	K3	10	All Department												
HSE (Safety)	14	Perawatan Kendaraan	2	Driver												
	15	K3 Induction	9	All Department												
	16	Deferensif Driving Training	2	Driver												
	17	K3 Mekanik	2	Storing												
	18	Fire Drill	8	Operasional												
	19	Training HIRADC	9	operasional												
HSE (Environment)	20	P2K3	12	Tim P2K3												
	21	Training ISO 9001: 2015	8	All Department												
ELEKTRIK	22	Training instalasi Listrik	4	operasional												

Jakarta, 06 Januari 2022

Trainning And Development

Sumber: Penulis, 2022

Gambar 10.11: Rencana Jadwal Training

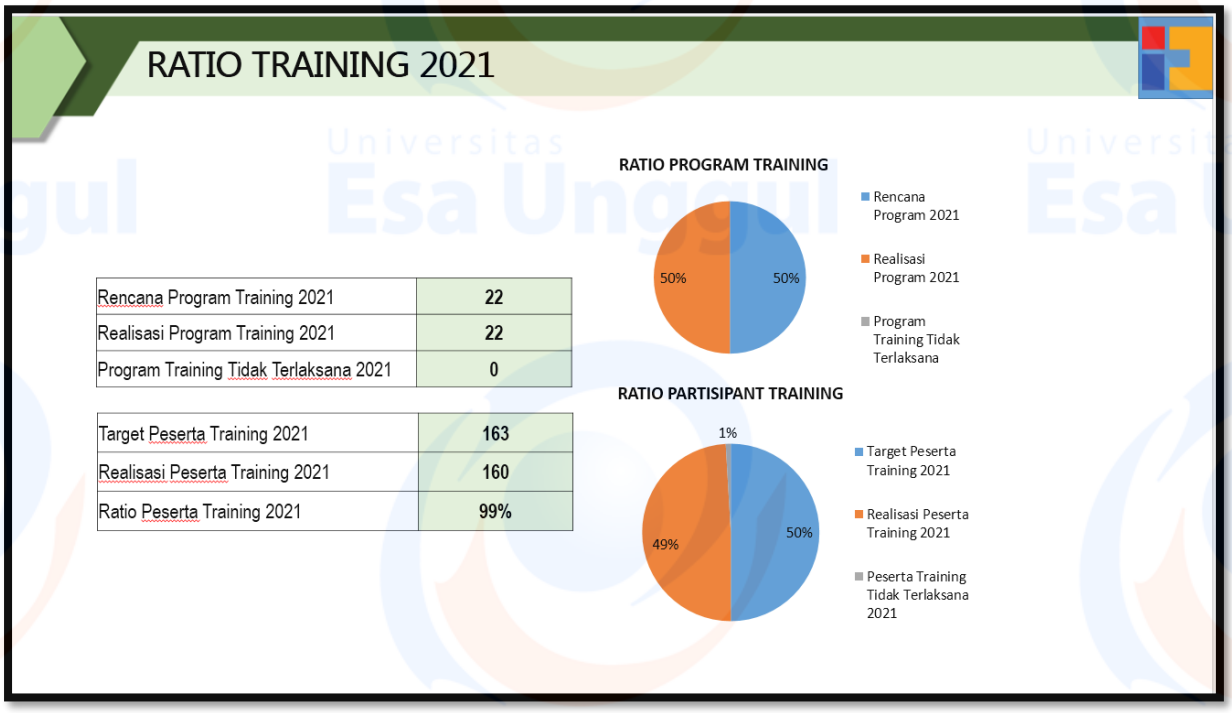

Sumber: Penulis, 2022

Gambar 10.12: *Training Ratio*

Lampiran 7.3

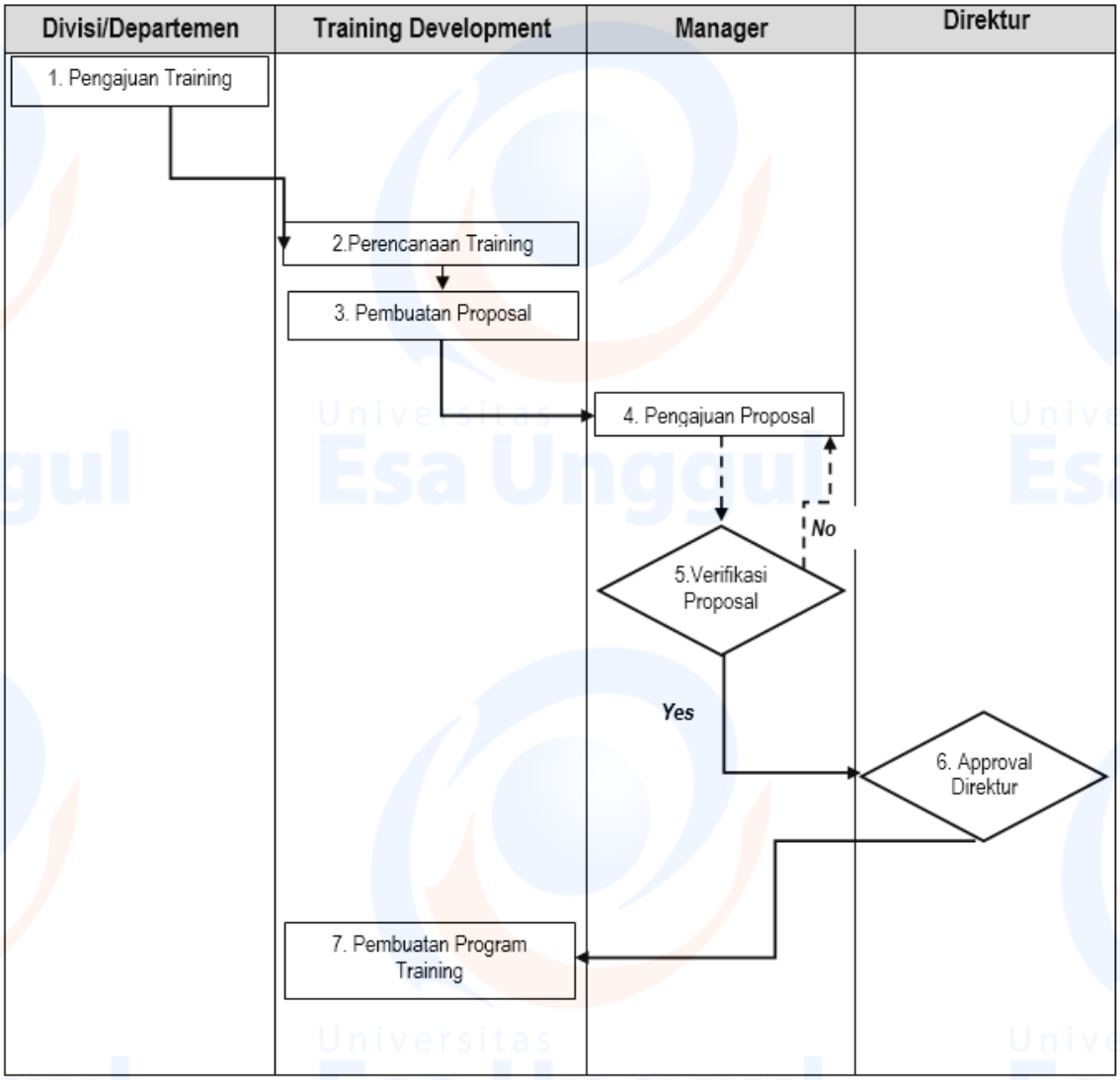

Sumber: Penulis, 2022

Gambar 10.13: *Flowchat Training* PT. Karya Inti Abadi Kontainer

Lampiran 7.7

I - CONT	FORM EMPLOYEE EVALUATION FORM	Doc. No. : Rev. Date : 26 JUNI 2021 Rev. No. : 01 Page No. : 01 of 01

Nama/ *Name*	: Ubaidillah	**Tanggal Join/** *Joint Date*	: 16 DES 2019	**Periode Kontrak/** ***Contract Period*** 27 JUNI 2020 until 26 JUNI 2021
Pendidikan/ *Educational Background*	: S1	**Jabatan/** *Position*	: STAFF	
Tanggal Lahir/ *Birth Date*	: 25 JAN 1988	**Divisi/** *Division*	: HR	Current Contract : 2
Umur/ *Age*	: 33 Years Old	**Departemen/** *Department*	: HRD & GA	Next Contract : 3

	EVALUATED ITEM *(Hal yang Dievaluasi)*	SKOR/*SCORE* 1 *	2 *	3 *	4 *	5 *	Catatan/*Note*
GENERAL SKILL	Attitude (*Sikap/Perilaku*)				√		
	Discipline (*Disiplin*)				√		
	Cooperation (*Kerjasama*)					√	
	Initiative (*Inisiatif*)				√		
	Systematic (*Sistematis*)					√	
	Carefulness (*Ketelitian*)				√		
	Motivation and Work Oriented (*Motivasi dan Orientasi Kerja*)			√			
	Environment (*Lingkungan*)				√		
OPERATIONAL SKILL	Knowledge & working skill (*Pengetahuan & keterampilan kerja*)				√		
	Working result quantity (*Kuantitas hasil kerja*)				√		
	Working result quality (*Kualitas hasil kerja*)					√	
	Creativity (*Kreatifitas*)				√		
	Learning skill (*Keterampilan belajar*)			√			
	Communication skill (*Keterampilan berkomunikasi*)				√		
	analytical & Problem solving skill (*Keterampilan analisa dan memecahkan masalah*)					√	
	Responsibility (*Tanggung jawab*)					√	
DISCIPLINE	Good attendance (*Kehadiran baik*)					√	
	Never receives warning letter (*Tidak pernah menerima surat peringatan*)				√		
	Work in accordance with company regulations (*Bekerja sesuai dengan peraturan perusahaan*)				√		
LEADERSHIP (Spv & Mgr)	Skill to motivates subordinates (*Keterampilan untuk memotivasi bawahan*)						
	Skill to guide subordinates (*Keterampilan untuk membimbing bawahan*)						
	Give a lead (*Memimpin*)						
	Develop subordinates (*Mengembangkan bawahan*)						
	Managerial skill (*Keterampilan manajerial*)						
TOTAL POINT		(..... x 1) +	(..... x 2) +	(.2.. x 3) +	(.11.. x 4) +	(.6.. x 5) +	= 80
AVERAGE SCORE*** *(Skor Rata-rata)* ****(Total point is divided by number of items that are being evaluated)* *(Poin total dibagi dengan jumlah hal yang dievaluasi)*		....80..... / 19 or ~~24~~ = 4,2					

Periode Absensi/*Attendance Period* :

1. a. Sakit/Sick : ..... Hari/*Day*, b. Izin/*Leave* :..... Hari/Day, c. Alpa/*no reason* : ..... Hari/Day

2. Keterlambatan/*Late* : Iya(*Yes*) / Tidak(*No*) ; Jika pernah/*If Yes* : ..... Terlambat/Periode (*Late / Period*)

Average Score	Description
4,1 to 5	Sangat Baik/*Excellent*
3,1 to 4	Baik/*Good*
2,1 to 3	Cukup/*Fair*
≤ 2	Kurang/*Poor*

Evaluated by :

(.....)

TGL	CLRK	A.MGR	MGR	DEP. MGR	GM	DIR
FILE	**E. DIR**	**M. DIR**	**V. PRES**	**PRES**	**V. CHR**	**CHR**

Sumber: Penulis, 2022

Gambar 10.14: Form Evaluasi Karyawan

Lampiran 7.8

Tabel 10.13: Estimasi Karyawan Tahun 1
Sumber: Penulis, 2022

Estimasi Jumlah Karyawan
Tahun Ke 1

NO	NAMA	TAHUN 1												
		1	2	3	4	5	6	7	8	9	10	11	12	TOTAL
1	Direktur Utama	1												1
2	Manager Keuangan	1												1
3	Manager Pemasaran	1												1
4	Manager Operasional	1												1
5	Manager HC & GA	1												1
6	Staff pajak	1												1
7	Staff Keuangan	1												1
8	Staff Bisnis Development	1												1
9	Staff Digital Pemasaran	1												1
10	Staff IT Development	1									1			2
11	Staff Surveyor	1									1			2
12	Staff Desain & Modifikasi	1									1			2
13	Ops. Desain & Modifikasi	5									5			10
14	Sopir Trailler	2												2
15	Staff Storing	1									1			2
16	Staff Quality Control	1									1			2
17	Maintenance And Repair	1									1			2
18	Staff Pengadaan	1												1
19	HSE and Compliance	1												1
20	Staff Recrutment and Assesment	1												1
21	Staff Kepegawaian dan Legalitas	1												1
22	Staff Pelatihan dan pengembangan			1										1
23	Office Boy	1												1
TOTAL KARYAWAN		27	-	1	-	-	-	-	-	-	11	-	-	39

PENAMBAHAN KARYAWAN

Tabel 10.14: Estimasi Karyawan Tahun 2

Estimasi Jumlah Karyawan
Tahun Ke 2

NO	NAMA	TAHUN 2												
		1	2	3	4	5	6	7	8	9	10	11	12	TOTAL
1	Direktur Utama	1												1
2	Manager Keuangan	1												1
3	Manager Pemasaran	1												1
4	Manager Operasional	1												1
5	Manager HC & GA	1												1
6	Staff pajak	1												1
7	Staff Keuangan	1												1
8	Staff Bisnis Development	1												1
9	Staff Digital Pemasaran	1												1
10	Staff IT Development	2												2
11	Staff Surveyor	2												2
12	Staff Desain & Modifikasi	2									1			3
13	Ops. Desain & Modifikasi	10									2	1	1	14
14	Sopir Trailler	2												2
15	Staff Storing	2												2
16	Staff Quality Control	2												2
17	Maintenance And Repair	2												2
18	Staff Pengadaan	1												1
19	HSE and Compliance	1												1
20	Staff Recrutment and Assesment	1												1
21	Staff Kepegawaian dan Legalitas	1												1
22	Staff Pelatihan dan pengembangan	1												1
23	Office Boy	1												1
TOTAL KARYAWAN		39	-	-	-	-	-	-	-	-	3	1	1	44

Tabel 10.15: Estimasi Karyawan Tahun 3

Estimasi Jumlah Karyawan
Tahun Ke 3

NO	NAMA	TAHUN 3												
		1	2	3	4	5	6	7	8	9	10	11	12	TOTAL
1	Direktur Utama	1												1
2	Manager Keuangan	1												1
3	Manager Pemasaran	1												1
4	Manager Operasional	1												1
5	Manager HC & GA	1												1
6	Staff pajak	1												1
7	Staff Keuangan	1									1			2
8	Staff Bisnis Development	1	1											2
9	Staff Digital Pemasaran	1									1			2
10	Staff IT Development	2												2
11	Staff Surveyor	2									1			3
12	Staff Desain & Modifikasi	3												3
13	Ops. Desain & Modifikasi	14									2		2	18
14	Sopir Trailler	2									2			4
15	Staff Storing	2												2
16	Staff Quality Control	2										1		3
17	Maintenance And Repair	2												2
18	Staff Pengadaan	1										1		2
19	HSE and Compliance	1										1		2
20	Staff Recrutment and Assesment	1												1
21	Staff Kepegawaian dan Legalitas	1												1
22	Staff Pelatihan dan pengembangan	1												1
23	Office Boy	1												1
TOTAL KARYAWAN		44	1	-	-	-	-	-	-	-	7	3	2	57

Tabel 10.16: Estimasi Karyawan Tahun 4

Estimasi Jumlah Karyawan
Tahun Ke 4

NO	NAMA	TAHUN 4												
		1	2	3	4	5	6	7	8	9	10	11	12	TOTAL
1	Direktur Utama	1												1
2	Manager Keuangan	1												1
3	Manager Pemasaran	1												1
4	Manager Operasional	1												1
5	Manager HC & GA	1												1
6	Staff pajak	1												1
7	Staff Keuangan	2												2
8	Staff Bisnis Development	2												2
9	Staff Digital Pemasaran	2												2
10	Staff IT Development	2												2
11	Staff Surveyor	3												3
12	Staff Desain & Modifikasi	3												3
13	Ops. Desain & Modifikasi	18									2		2	22
14	Sopir Trailler	4												4
15	Staff Storing	2												2
16	Staff Quality Control	3												3
17	Maintenance And Repair	2												2
18	Staff Pengadaan	2												2
19	HSE and Compliance	2												2
20	Staff Recrutment and Assesment	1												1
21	Staff Kepegawaian dan Legalitas	1												1
22	Staff Pelatihan dan pengembangan	1												1
23	Office Boy	1												1
	TOTAL KARYAWAN	**57**	**-**	**-**	**-**	**-**	**-**	**-**	**-**	**-**	**2**	**-**	**2**	**61**

Tabel 10.17: Estimasi Karyawan Tahun 5

Estimasi Jumlah Karyawan
Tahun Ke 5

NO	NAMA	TAHUN 1												
		1	2	3	4	5	6	7	8	9	10	11	12	TOTAL
1	Direktur Utama	1												1
2	Manager Keuangan	1												1
3	Manager Pemasaran	1												1
4	Manager Operasional	1												1
5	Manager HC & GA	1												1
6	Staff pajak	1									1			2
7	Staff Keuangan	2												2
8	Staff Bisnis Development	2	1								1			4
9	Staff Digital Pemasaran	2												2
10	Staff IT Development	2												2
11	Staff Surveyor	3												3
12	Staff Desain & Modifikasi	3									1			4
13	Ops. Desain & Modifikasi	22									2	1	1	26
14	Sopir Trailler	4												4
15	Staff Storing	2									1			3
16	Staff Quality Control	3									1			4
17	Maintenance And Repair	2										1		3
18	Staff Pengadaan	2												2
19	HSE and Compliance	2												2
20	Staff Recrutment and Assesment	1												1
21	Staff Kepegawaian dan Legalitas	1												1
22	Staff Pelatihan dan pengembangan	1												1
23	Office Boy	1												1
	TOTAL KARYAWAN	**61**	**1**	**-**	**-**	**-**	**-**	**-**	**-**	**-**	**7**	**2**	**1**	**72**

Lampiran 7.9

Sumber: Penulis, 2022

Tabel 10.18: Perencanaan Biaya Gaji Tahun Ke 1

Asumsi Kebutuhan SDM

NO	TAHUN 1		BULAN 1		BULAN 2		BULAN 3		BULAN 4		BULAN 5		BULAN 6		BULAN 7		BULAN 8		BULAN 9		BULAN 10		BULAN 11		BULAN 12		TOTAL
	NAMA JABATAN	GAJI PER ORANG	JML KRY	(Rp)	JML KRY	(Rp)	JML KRY	(Rp)	JML KRY	(Rp)	JML KRY	(Rp)	JML KRY	(Rp)	JML KRY	(Rp)	JML KRY	(Rp)	JML KRY	(Rp)	JML KRY	(Rp)	JML KRY	(Rp)	JML KRY	(Rp)	
I	**BEBAN GAJI**																										
1	Direktur Utama	25,000,000	1	25,000,000	1	25,000,000	1	25,000,000	1	25,000,000	1	25,000,000	1	25,000,000	1	25,000,000	1	25,000,000	1	25,000,000	1	25,000,000	1	25,000,000	1	25,000,000	300,000,000
2	Manager Keuangan	12,500,000	1	12,500,000	1	12,500,000	1	12,500,000	1	12,500,000	1	12,500,000	1	12,500,000	1	12,500,000	1	12,500,000	1	12,500,000	1	12,500,000	1	12,500,000	1	12,500,000	150,000,000
3	Manager Pemasaran	15,000,000	1	15,000,000	1	15,000,000	1	15,000,000	1	15,000,000	1	15,000,000	1	15,000,000	1	15,000,000	1	15,000,000	1	15,000,000	1	15,000,000	1	15,000,000	1	15,000,000	180,000,000
4	Manager Operasional	12,500,000	1	12,500,000	1	12,500,000	1	12,500,000	1	12,500,000	1	12,500,000	1	12,500,000	1	12,500,000	1	12,500,000	1	12,500,000	1	12,500,000	1	12,500,000	1	12,500,000	150,000,000
5	Manager HC & GA	12,500,000	1	12,500,000	1	12,500,000	1	12,500,000	1	12,500,000	1	12,500,000	1	12,500,000	1	12,500,000	1	12,500,000	1	12,500,000	1	12,500,000	1	12,500,000	1	12,500,000	150,000,000
6	Staff pajak	5,500,000	1	5,500,000	1	5,500,000	1	5,500,000	1	5,500,000	1	5,500,000	1	5,500,000	1	5,500,000	1	5,500,000	1	5,500,000	1	5,500,000	1	5,500,000	1	5,500,000	66,000,000
7	Staff Keuangan	5,500,000	1	5,500,000	1	5,500,000	1	5,500,000	1	5,500,000	1	5,500,000	1	5,500,000	1	5,500,000	1	5,500,000	1	5,500,000	1	5,500,000	1	5,500,000	1	5,500,000	66,000,000
8	Staff Bisnis Development	6,500,000	1	6,500,000	1	6,500,000	1	6,500,000	1	6,500,000	1	6,500,000	1	6,500,000	1	6,500,000	1	6,500,000	1	6,500,000	1	6,500,000	1	6,500,000	1	6,500,000	78,000,000
9	Staff Digital Pemasaran	6,000,000	1	6,000,000	1	6,000,000	1	6,000,000	1	6,000,000	1	6,000,000	1	6,000,000	1	6,000,000	1	6,000,000	1	6,000,000	1	6,000,000	1	6,000,000	1	6,000,000	72,000,000
10	Staff IT Development	6,500,000	1	6,500,000	1	6,500,000	1	6,500,000	1	6,500,000	1	6,500,000	1	6,500,000	1	6,500,000	1	6,500,000	1	6,500,000	2	13,000,000	2	13,000,000	2	13,000,000	97,500,000
11	Staff Surveyor	4,700,000	1	4,700,000	1	4,700,000	1	4,700,000	1	4,700,000	1	4,700,000	1	4,700,000	1	4,700,000	1	4,700,000	1	4,700,000	2	9,400,000	2	9,400,000	2	9,400,000	70,500,000
12	Staff Desain & Modifikasi	6,500,000	1	6,500,000	1	6,500,000	1	6,500,000	1	6,500,000	1	6,500,000	1	6,500,000	1	6,500,000	1	6,500,000	1	6,500,000	2	13,000,000	2	13,000,000	2	13,000,000	97,500,000
13	Ops. Desain & Modifikasi	4,700,000	5	23,500,000	5	23,500,000	5	23,500,000	5	23,500,000	5	23,500,000	5	23,500,000	5	23,500,000	5	23,500,000	5	23,500,000	10	47,000,000	10	47,000,000	10	47,000,000	352,500,000
14	Sopir Trailler	4,700,000	2	9,400,000	2	9,400,000	2	9,400,000	2	9,400,000	2	9,400,000	2	9,400,000	2	9,400,000	2	9,400,000	2	9,400,000	2	9,400,000	2	9,400,000	2	9,400,000	112,800,000
15	Staff Storing	4,700,000	1	4,700,000	1	4,700,000	1	4,700,000	1	4,700,000	1	4,700,000	1	4,700,000	1	4,700,000	1	4,700,000	1	4,700,000	2	9,400,000	2	9,400,000	2	9,400,000	70,500,000
16	Staff Quality Control	5,000,000	1	5,000,000	1	5,000,000	1	5,000,000	1	5,000,000	1	5,000,000	1	5,000,000	1	5,000,000	1	5,000,000	1	5,000,000	2	10,000,000	2	10,000,000	2	10,000,000	75,000,000
17	Maintenance And Repair	5,250,000	1	5,250,000	1	5,250,000	1	5,250,000	1	5,250,000	1	5,250,000	1	5,250,000	1	5,250,000	1	5,250,000	1	5,250,000	2	10,500,000	2	10,500,000	2	10,500,000	78,750,000
18	Staff Pengadaan	5,000,000	1	5,000,000	1	5,000,000	1	5,000,000	1	5,000,000	1	5,000,000	1	5,000,000	1	5,000,000	1	5,000,000	1	5,000,000	1	5,000,000	1	5,000,000	1	5,000,000	60,000,000
19	HSE and Compliance	5,500,000	1	5,500,000	1	5,500,000	1	5,500,000	1	5,500,000	1	5,500,000	1	5,500,000	1	5,500,000	1	5,500,000	1	5,500,000	1	5,500,000	1	5,500,000	1	5,500,000	66,000,000
20	Staff Recrutment and Assesment	5,000,000	1	5,000,000	1	5,000,000	1	5,000,000	1	5,000,000	1	5,000,000	1	5,000,000	1	5,000,000	1	5,000,000	1	5,000,000	1	5,000,000	1	5,000,000	1	5,000,000	60,000,000
21	Staff Kepegawaian dan Legalitas	6,000,000	1	6,000,000	1	6,000,000	1	6,000,000	1	6,000,000	1	6,000,000	1	6,000,000	1	6,000,000	1	6,000,000	1	6,000,000	1	6,000,000	1	6,000,000	1	6,000,000	72,000,000
22	Staff Pelatihan dan pengembangan	5,000,000	-	-	-	-	1	5,000,000	1	5,000,000	1	5,000,000	1	5,000,000	1	5,000,000	1	5,000,000	1	5,000,000	1	5,000,000	1	5,000,000	1	5,000,000	50,000,000
23	Office Boy	4,700,000	1	4,700,000	1	4,700,000	1	4,700,000	1	4,700,000	1	4,700,000	1	4,700,000	1	4,700,000	1	4,700,000	1	4,700,000	1	4,700,000	1	4,700,000	1	4,700,000	56,400,000
	TOTAL BEBAN GAJI KARYAWAN	**174,250,000**	**27**	**192,750,000**	**27**	**192,750,000**	**28**	**197,750,000**	**28**	**197,750,000**	**28**	**197,750,000**	**28**	**197,750,000**	**28**	**197,750,000**	**28**	**197,750,000**	**28**	**197,750,000**	**39**	**253,900,000**	**39**	**253,900,000**	**39**	**253,900,000**	**2,531,450,000**
II	**BEBAN TUNJANGAN**																										
1	THR			-		-		-		65,916,667		-		-		-		-		-		-		-		-	65,916,667
2	BPJS Kesehatan ditanggung perusahaan (4%)			2,400,000		2,400,000		2,400,000		7,210,000		7,210,000		7,210,000		7,210,000		7,210,000		7,210,000		9,456,000		9,456,000		9,456,000	78,828,000
3	BPJS Ketenagakerjaan ditanggung perusahaan (6,9%)			5,347,500		5,347,500		5,347,500		12,950,435		12,950,435		12,950,435		12,950,435		12,950,435		12,950,435		16,819,170		16,819,170		16,819,170	144,202,620
	TOTAL BEBAN TUNJANGAN			**7,747,500**		**7,747,500**		**7,747,500**		**86,077,102**		**20,160,435**		**20,160,435**		**20,160,435**		**20,160,435**		**20,160,435**		**26,275,170**		**26,275,170**		**26,275,170**	**288,947,287**
III	**BEBAN RECRUITMEN, BEBAN PELATIHAN DAN PENGEMBANGAN, GATHERING, SERAGAM**																										
1	Beban Recruitment			75,000,000		-		-		-		-		-		-		-		-		-		-		-	75,000,000
2	Beban Pelatihan & Pengembangan			-		31,500,000		31,500,000		-		-		34,650,000		-		-		34,650,000		-		-		34,650,000	166,950,000
3	Beban Gathering & Entertainment			-		-		-		-		-		-		-		-		-		-		-		-	-
4	Seragam dan perlangkapan @39x2		78	-		-		-		-		-		-		-		-		-		-		-		10,920,000	10,920,000
	TOTAL BEBAN RECRUITMEN, BEBAN PELATIHAN DAN PENGEMBANGAN, GATHERING, SERAGAM			**75,000,000**		**31,500,000**		**31,500,000**		**-**		**-**		**34,650,000**		**-**		**-**		**34,650,000**		**-**		**-**		**45,570,000**	**252,870,000**
	TOTAL BEBAN SDM PER BULAN			**275,497,500**		**231,997,500**		**236,997,500**		**283,827,102**		**217,910,435**		**252,560,435**		**217,910,435**		**217,910,435**		**252,560,435**		**280,175,170**		**280,175,170**		**325,745,170**	**3,073,267,287**

Tabel 10.19: Perencanaan Biaya Gaji Tahun Ke 2

Asumsi Kebutuhan SDM

NO	TAHUN 2		BULAN 1		BULAN 2		BULAN 3		BULAN 4		BULAN 5		BULAN 6		BULAN 7		BULAN 8		BULAN 9		BULAN 10		BULAN 11		BULAN 12		TOTAL
	NAMA JABATAN	GAJI PER ORANG	JML KRY	(Rp)	JML KRY	(Rp)	JML KRY	(Rp)	JML KRY	(Rp)	JML KRY	(Rp)	JML KRY	(Rp)	JML KRY	(Rp)	JML KRY	(Rp)	JML KRY	(Rp)	JML KRY	(Rp)	JML KRY	(Rp)	JML KRY	(Rp)	
I	**BEBAN GAJI**																										
1	Direktur Utama	27,000,000	1	27,000,000	1	27,000,000	1	27,000,000	1	27,000,000	1	27,000,000	1	27,000,000	1	27,000,000	1	27,000,000	1	27,000,000	1	27,000,000	1	27,000,000	1	27,000,000	324,000,000
2	Manager Keuangan	13,500,000	1	13,500,000	1	13,500,000	1	13,500,000	1	13,500,000	1	13,500,000	1	13,500,000	1	13,500,000	1	13,500,000	1	13,500,000	1	13,500,000	1	13,500,000	1	13,500,000	162,000,000
3	Manager Pemasaran	16,200,000	1	16,200,000	1	16,200,000	1	16,200,000	1	16,200,000	1	16,200,000	1	16,200,000	1	16,200,000	1	16,200,000	1	16,200,000	1	16,200,000	1	16,200,000	1	16,200,000	194,400,000
4	Manager Operasional	13,500,000	1	13,500,000	1	13,500,000	1	13,500,000	1	13,500,000	1	13,500,000	1	13,500,000	1	13,500,000	1	13,500,000	1	13,500,000	1	13,500,000	1	13,500,000	1	13,500,000	162,000,000
5	Manager HC & GA	13,500,000	1	13,500,000	1	13,500,000	1	13,500,000	1	13,500,000	1	13,500,000	1	13,500,000	1	13,500,000	1	13,500,000	1	13,500,000	1	13,500,000	1	13,500,000	1	13,500,000	162,000,000
6	Staff pajak	5,940,000	1	5,940,000	1	5,940,000	1	5,940,000	1	5,940,000	1	5,940,000	1	5,940,000	1	5,940,000	1	5,940,000	1	5,940,000	1	5,940,000	1	5,940,000	1	5,940,000	71,280,000
7	Staff Keuangan	5,940,000	1	5,940,000	1	5,940,000	1	5,940,000	1	5,940,000	1	5,940,000	1	5,940,000	1	5,940,000	1	5,940,000	1	5,940,000	1	5,940,000	1	5,940,000	1	5,940,000	71,280,000
8	Staff Bisnis Development	7,020,000	1	7,020,000	1	7,020,000	1	7,020,000	1	7,020,000	1	7,020,000	1	7,020,000	1	7,020,000	1	7,020,000	1	7,020,000	1	7,020,000	1	7,020,000	1	7,020,000	84,240,000
9	Staff Digital Pemasaran	6,480,000	1	6,480,000	1	6,480,000	1	6,480,000	1	6,480,000	1	6,480,000	1	6,480,000	1	6,480,000	1	6,480,000	1	6,480,000	1	6,480,000	1	6,480,000	1	6,480,000	77,760,000
10	Staff IT Development	7,020,000	2	14,040,000	2	14,040,000	2	14,040,000	2	14,040,000	2	14,040,000	2	14,040,000	2	14,040,000	2	14,040,000	2	14,040,000	2	14,040,000	2	14,040,000	2	14,040,000	168,480,000
11	Staff Surveyor	5,076,000	2	10,152,000	2	10,152,000	2	10,152,000	2	10,152,000	2	10,152,000	2	10,152,000	2	10,152,000	2	10,152,000	2	10,152,000	2	10,152,000	2	10,152,000	2	10,152,000	121,824,000
12	Staff Desain & Modifikasi	7,020,000	2	14,040,000	2	14,040,000	2	14,040,000	2	14,040,000	2	14,040,000	2	14,040,000	2	14,040,000	2	14,040,000	2	14,040,000	**3**	21,060,000	3	21,060,000	3	21,060,000	189,540,000
13	Ops. Desain & Modifikasi	5,076,000	10	50,760,000	10	50,760,000	10	50,760,000	10	50,760,000	10	50,760,000	10	50,760,000	10	50,760,000	10	50,760,000	10	50,760,000	**12**	60,912,000	**13**	65,988,000	**14**	71,064,000	654,804,000
14	Sopir Trailler	5,076,000	2	10,152,000	2	10,152,000	2	10,152,000	2	10,152,000	2	10,152,000	2	10,152,000	2	10,152,000	2	10,152,000	2	10,152,000	2	10,152,000	2	10,152,000	2	10,152,000	121,824,000
15	Staff Storing	5,076,000	2	10,152,000	2	10,152,000	2	10,152,000	2	10,152,000	2	10,152,000	2	10,152,000	2	10,152,000	2	10,152,000	2	10,152,000	2	10,152,000	2	10,152,000	2	10,152,000	121,824,000
16	Maintenance And Repair	5,670,000	2	11,340,000	2	11,340,000	2	11,340,000	2	11,340,000	2	11,340,000	2	11,340,000	2	11,340,000	2	11,340,000	2	11,340,000	2	11,340,000	2	11,340,000	2	11,340,000	136,080,000
17	Staff Quality Control	5,400,000	2	10,800,000	2	10,800,000	2	10,800,000	2	10,800,000	2	10,800,000	2	10,800,000	2	10,800,000	2	10,800,000	2	10,800,000	2	10,800,000	2	10,800,000	2	10,800,000	129,600,000
18	Staff Pengadaan	5,400,000	1	5,400,000	1	5,400,000	1	5,400,000	1	5,400,000	1	5,400,000	1	5,400,000	1	5,400,000	1	5,400,000	1	5,400,000	1	5,400,000	1	5,400,000	1	5,400,000	64,800,000
19	HSE and Compliance	5,940,000	1	5,940,000	1	5,940,000	1	5,940,000	1	5,940,000	1	5,940,000	1	5,940,000	1	5,940,000	1	5,940,000	1	5,940,000	1	5,940,000	1	5,940,000	1	5,940,000	71,280,000
20	Staff Recrutment and Assesment	5,400,000	1	5,400,000	1	5,400,000	1	5,400,000	1	5,400,000	1	5,400,000	1	5,400,000	1	5,400,000	1	5,400,000	1	5,400,000	1	5,400,000	1	5,400,000	1	5,400,000	64,800,000
21	Staff Kepegawaian dan Legalitas	6,480,000	1	6,480,000	1	6,480,000	1	6,480,000	1	6,480,000	1	6,480,000	1	6,480,000	1	6,480,000	1	6,480,000	1	6,480,000	1	6,480,000	1	6,480,000	1	6,480,000	77,760,000
22	Staff Pelatihan dan pengembangan	5,400,000	1	5,400,000	1	5,400,000	1	5,400,000	1	5,400,000	1	5,400,000	1	5,400,000	1	5,400,000	1	5,400,000	1	5,400,000	1	5,400,000	1	5,400,000	1	5,400,000	64,800,000
23	Office Boy	5,076,000	1	5,076,000	1	5,076,000	1	5,076,000	1	5,076,000	1	5,076,000	1	5,076,000	1	5,076,000	1	5,076,000	1	5,076,000	1	5,076,000	1	5,076,000	1	5,076,000	60,912,000
	TOTAL BEBAN GAJI KARYAWAN	**188,190,000**	**39**	**274,212,000**	**39**	**274,212,000**	**39**	**274,212,000**	**39**	**274,212,000**	**39**	**274,212,000**	**39**	**274,212,000**	**39**	**274,212,000**	**39**	**274,212,000**	**39**	**274,212,000**	**42**	**291,384,000**	**43**	**296,460,000**	**44**	**301,536,000**	**3,357,288,000**
II	**BEBAN TUNJANGAN**																										
1	THR			-		-		-		274,212,000		-		-		-		-		-		-		-		-	274,212,000
2	BPJS Kesehatan ditanggung perusahaan (4%)			7,378,800		7,378,800		7,594,800		7,594,800		7,594,800		7,594,800		7,594,800		7,594,800		7,594,800		10,020,480		10,020,480		10,020,480	97,982,640
3	BPJS Ketenagakerjaan ditanggung perusahaan (6,9%)			13,544,373		13,544,373		13,916,433		13,916,433		13,916,433		13,916,433		13,916,433		13,916,433		13,916,433		18,094,667		18,094,667		18,094,667	178,787,777
	TOTAL BEBAN TUNJANGAN			**20,923,173**		**20,923,173**		**21,511,233**		**295,723,233**		**21,511,233**		**21,511,233**		**21,511,233**		**21,511,233**		**21,511,233**		**28,115,147**		**28,115,147**		**28,115,147**	**550,982,417**
III	**BEBAN RECRUITMEN, BEBAN PELATIHAN DAN PENGEMBANGAN, GATHERING, SERAGAM**																										
1	Beban Recruitment			-		-		-		-		-		-		-		-		-		-		-		-	-
2	Beban Pelatihan & Pengembangan			38,115,000		-		-		38,115,000		-		-		38,115,000		-		-		38,115,000		-		-	152,460,000
3	Beban Gathering & Entertainment			146,250,000		-		-		-		-		-		-		-		-		-		-		-	146,250,000
4	Seragam dan perlangkapan @44x2			-		-		-		-		-		-		-		-		-		-		-		13,305,600	13,305,600
	TOTAL BEBAN RECRUITMEN, BEBAN PELATIHAN DAN PENGEMBANGAN, GATHERING, SERAGAM			**184,365,000**		**-**		**-**		**38,115,000**		**-**		**-**		**38,115,000**		**-**		**-**		**38,115,000**		**-**		**13,305,600**	**312,015,600**
	TOTAL BEBAN SDM PER BULAN			**479,500,173**		**295,135,173**		**295,723,233**		**608,050,233**		**295,723,233**		**295,723,233**		**333,838,233**		**295,723,233**		**295,723,233**		**357,614,147**		**324,575,147**		**342,956,747**	**4,220,286,017**

Tabel 10.20: Perencanaan Biaya Gaji Tahun Ke 3

Asumsi Kebutuhan SDM

NO	TAHUN 3		BULAN 1		BULAN 2		BULAN 3		BULAN 4		BULAN 5		BULAN 6		BULAN 7		BULAN 8		BULAN 9		BULAN 10		BULAN 11		BULAN 12		TOTAL
	NAMA JABATAN	GAJI PER ORANG	JML KRY	(Rp)	JML KRY	(Rp)	JML KRY	(Rp)	JML KRY	(Rp)	JML KRY	(Rp)	JML KRY	(Rp)	JML KRY	(Rp)	JML KRY	(Rp)	JML KRY	(Rp)	JML KRY	(Rp)	JML KRY	(Rp)	JML KRY	(Rp)	
I	**BEBAN GAJI**																										
1	Direktur Utama	29,160,000	1	29,160,000	1	29,160,000	1	29,160,000	1	29,160,000	1	29,160,000	1	29,160,000	1	29,160,000	1	29,160,000	1	29,160,000	1	29,160,000	1	29,160,000	1	29,160,000	349,920,000
2	Manager Keuangan	14,580,000	1	14,580,000	1	14,580,000	1	14,580,000	1	14,580,000	1	14,580,000	1	14,580,000	1	14,580,000	1	14,580,000	1	14,580,000	1	14,580,000	1	14,580,000	1	14,580,000	174,960,000
3	Manager Pemasaran	17,496,000	1	17,496,000	1	17,496,000	1	17,496,000	1	17,496,000	1	17,496,000	1	17,496,000	1	17,496,000	1	17,496,000	1	17,496,000	1	17,496,000	1	17,496,000	1	17,496,000	209,952,000
4	Manager Operasional	14,580,000	1	14,580,000	1	14,580,000	1	14,580,000	1	14,580,000	1	14,580,000	1	14,580,000	1	14,580,000	1	14,580,000	1	14,580,000	1	14,580,000	1	14,580,000	1	14,580,000	174,960,000
5	Manager HC & GA	14,580,000	1	14,580,000	1	14,580,000	1	14,580,000	1	14,580,000	1	14,580,000	1	14,580,000	1	14,580,000	1	14,580,000	1	14,580,000	1	14,580,000	1	14,580,000	1	14,580,000	174,960,000
6	Staff pajak	6,415,200	1	6,415,200	1	6,415,200	1	6,415,200	1	6,415,200	1	6,415,200	1	6,415,200	1	6,415,200	1	6,415,200	1	6,415,200	1	6,415,200	1	6,415,200	1	6,415,200	76,982,400
7	Staff Keuangan	6,415,200	1	6,415,200	1	6,415,200	1	6,415,200	1	6,415,200	1	6,415,200	1	6,415,200	1	6,415,200	1	6,415,200	1	6,415,200	**2**	12,830,400	2	12,830,400	2	12,830,400	96,228,000
8	Staff Bisnis Development	7,581,600	1	7,581,600	**2**	15,163,200	2	15,163,200	2	15,163,200	2	15,163,200	2	15,163,200	2	15,163,200	2	15,163,200	2	15,163,200	2	15,163,200	2	15,163,200	2	15,163,200	174,376,800
9	Staff Digital Pemasaran	6,998,400	1	6,998,400	1	6,998,400	1	6,998,400	1	6,998,400	1	6,998,400	1	6,998,400	1	6,998,400	1	6,998,400	1	6,998,400	**2**	13,996,800	2	13,996,800	2	13,996,800	104,976,000
10	Staff IT Development	7,581,600	2	15,163,200	2	15,163,200	2	15,163,200	2	15,163,200	2	15,163,200	2	15,163,200	2	15,163,200	2	15,163,200	2	15,163,200	2	15,163,200	2	15,163,200	2	15,163,200	181,958,400
11	Staff Surveyor	5,482,080	2	10,964,160	2	10,964,160	2	10,964,160	2	10,964,160	2	10,964,160	2	10,964,160	2	10,964,160	2	10,964,160	2	10,964,160	**3**	16,446,240	3	16,446,240	3	16,446,240	148,016,160
12	Staff Desain & Modifikasi	7,581,600	3	22,744,800	3	22,744,800	3	22,744,800	3	22,744,800	3	22,744,800	3	22,744,800	3	22,744,800	3	22,744,800	3	22,744,800	3	22,744,800	3	22,744,800	3	22,744,800	272,937,600
13	Ops. Desain & Modifikasi	5,482,080	14	76,749,120	14	76,749,120	14	76,749,120	14	76,749,120	14	76,749,120	14	76,749,120	14	76,749,120	14	76,749,120	14	76,749,120	**16**	87,713,280	16	87,713,280	**18**	87,713,280	953,881,920
14	Sopir Trailler	5,482,080	2	10,964,160	2	10,964,160	2	10,964,160	2	10,964,160	2	10,964,160	2	10,964,160	2	10,964,160	2	10,964,160	2	10,964,160	**4**	21,928,320	4	21,928,320	4	21,928,320	164,462,400
15	Staff Storing	5,482,080	2	10,964,160	2	10,964,160	2	10,964,160	2	10,964,160	2	10,964,160	2	10,964,160	2	10,964,160	2	10,964,160	2	10,964,160	2	10,964,160	2	10,964,160	2	10,964,160	131,569,920
16	Staff Quality Control	5,832,000	2	11,664,000	2	11,664,000	2	11,664,000	2	11,664,000	2	11,664,000	2	11,664,000	2	11,664,000	2	11,664,000	2	11,664,000	2	11,664,000	**3**	17,496,000	3	17,496,000	151,632,000
17	Maintenance And Repair	6,123,600	2	12,247,200	2	12,247,200	2	12,247,200	2	12,247,200	2	12,247,200	2	12,247,200	2	12,247,200	2	12,247,200	2	12,247,200	2	12,247,200	2	12,247,200	2	12,247,200	146,966,400
18	Staff Pengadaan	5,832,000	1	5,832,000	1	5,832,000	1	5,832,000	1	5,832,000	1	5,832,000	1	5,832,000	1	5,832,000	1	5,832,000	1	5,832,000	1	5,832,000	**2**	11,664,000	2	11,664,000	81,648,000
19	HSE and Compliance	6,415,200	1	6,415,200	1	6,415,200	1	6,415,200	1	6,415,200	1	6,415,200	1	6,415,200	1	6,415,200	1	6,415,200	1	6,415,200	1	6,415,200	**2**	12,830,400	2	12,830,400	89,812,800
20	Staff Recrutment and Assesment	5,832,000	1	5,832,000	1	5,832,000	1	5,832,000	1	5,832,000	1	5,832,000	1	5,832,000	1	5,832,000	1	5,832,000	1	5,832,000	1	5,832,000	1	5,832,000	1	5,832,000	69,984,000
21	Staff Kepegawaian dan Legalitas	6,998,400	1	6,998,400	1	6,998,400	1	6,998,400	1	6,998,400	1	6,998,400	1	6,998,400	1	6,998,400	1	6,998,400	1	6,998,400	1	6,998,400	1	6,998,400	1	6,998,400	83,980,800
22	Staff Pelatihan dan pengembangan	5,832,000	1	5,832,000	1	5,832,000	1	5,832,000	1	5,832,000	1	5,832,000	1	5,832,000	1	5,832,000	1	5,832,000	1	5,832,000	1	5,832,000	1	5,832,000	1	5,832,000	69,984,000
23	Office Boy	5,482,080	1	5,482,080	1	5,482,080	1	5,482,080	1	5,482,080	1	5,482,080	1	5,482,080	1	5,482,080	1	5,482,080	1	5,482,080	1	5,482,080	1	5,482,080	1	5,482,080	65,784,960
	TOTAL BEBAN GAJI KARYAWAN	**203,245,200**	**44**	**325,658,880**	**45**	**333,240,480**	**45**	**333,240,480**	**45**	**333,240,480**	**45**	**333,240,480**	**45**	**333,240,480**	**45**	**333,240,480**	**45**	**333,240,480**	**45**	**333,240,480**	**52**	**374,064,480**	**55**	**392,143,680**	**57**	**392,143,680**	**4,149,934,560**
II	**BEBAN TUNJANGAN**																										
1	THR			-		-		-		333,240,480		-		-		-		-		-		-		-		-	333,240,480
2	BPJS Kesehatan ditanggung perusahaan (4%)			7,777,104		7,777,104		8,010,384		8,010,384		8,010,384		8,010,384		8,010,384		8,010,384		8,010,384		10,630,118		10,630,118		10,630,118	103,517,251
3	BPJS Ketenagakerjaan ditanggung perusahaan (6,9%)			14,557,886		14,557,886		14,959,711		14,959,711		14,959,711		14,959,711		14,959,711		14,959,711		14,959,711		19,472,203		19,472,203		19,472,203	192,250,358
	TOTAL BEBAN TUNJANGAN			**22,334,990**		**22,334,990**		**22,970,095**		**356,210,575**		**22,970,095**		**22,970,095**		**22,970,095**		**22,970,095**		**22,970,095**		**30,102,322**		**30,102,322**		**30,102,322**	**629,008,089**
III	**BEBAN RECRUITMEN, BEBAN PELATIHAN DAN PENGEMBANGAN, GATHERING, SERAGAM**																										
1	Beban Recruitment			-		-		-		-		-		-		-		-		-		-		-		-	-
2	Beban Pelatihan & Pengembangan			41,926,500		-		-		41,926,500		-		-		41,926,500		-		-		41,926,500		-		-	167,706,000
3	Beban Gathering & Entertainment			173,250,000		-		-		-		-		-		-		-		-		-		-		-	173,250,000
4	Seragam dan perlangkapan @57x2			-		-		-		-		-		-		-		-		-		-		-		18,098,640	18,098,640
	PELATIHAN DAN PENGEMBANGAN, GATHERING, SERAGAM			**215,176,500**		**-**		**-**		**41,926,500**		**-**		**-**		**41,926,500**		**-**		**-**		**41,926,500**		**-**		**18,098,640**	**359,054,640**
	TOTAL BEBAN SDM PER BULAN			**563,170,370**		**355,575,470**		**356,210,575**		**731,377,555**		**356,210,575**		**356,210,575**		**398,137,075**		**356,210,575**		**356,210,575**		**446,093,302**		**422,246,002**		**440,344,642**	**5,137,997,289**

Tabel 10.21: Perencanaan Biaya Gaji Tahun Ke 4

Asumsi Kebutuhan SDM

NO	TAHUN 4		BULAN 1		BULAN 2		BULAN 3		BULAN 4		BULAN 5		BULAN 6		BULAN 7		BULAN 8		BULAN 9		BULAN 10		BULAN 11		BULAN 12		TOTAL
	NAMA JABATAN	GAJI PER ORANG	JML KRY	(Rp)	JML KRY	(Rp)	JML KRY	(Rp)	JML KRY	(Rp)	JML KRY	(Rp)	JML KRY	(Rp)	JML KRY	(Rp)	JML KRY	(Rp)	JML KRY	(Rp)	JML KRY	(Rp)	JML KRY	(Rp)	JML KRY	(Rp)	
I	**BEBAN GAJI**																										
1	Direktur Utama	31,492,800	1	31,492,800	1	31,492,800	1	31,492,800	1	31,492,800	1	31,492,800	1	31,492,800	1	31,492,800	1	31,492,800	1	31,492,800	1	31,492,800	1	31,492,800	1	31,492,800	377,913,600
2	Manager Keuangan	15,746,400	1	15,746,400	1	15,746,400	1	15,746,400	1	15,746,400	1	15,746,400	1	15,746,400	1	15,746,400	1	15,746,400	1	15,746,400	1	15,746,400	1	15,746,400	1	15,746,400	188,956,800
3	Manager Pemasaran	18,895,680	1	18,895,680	1	18,895,680	1	18,895,680	1	18,895,680	1	18,895,680	1	18,895,680	1	18,895,680	1	18,895,680	1	18,895,680	1	18,895,680	1	18,895,680	1	18,895,680	226,748,160
4	Manager Operasional	15,746,400	1	15,746,400	1	15,746,400	1	15,746,400	1	15,746,400	1	15,746,400	1	15,746,400	1	15,746,400	1	15,746,400	1	15,746,400	1	15,746,400	1	15,746,400	1	15,746,400	188,956,800
5	Manager HC & GA	15,746,400	1	15,746,400	1	15,746,400	1	15,746,400	1	15,746,400	1	15,746,400	1	15,746,400	1	15,746,400	1	15,746,400	1	15,746,400	1	15,746,400	1	15,746,400	1	15,746,400	188,956,800
6	Staff pajak	6,928,416	1	6,928,416	1	6,928,416	1	6,928,416	1	6,928,416	1	6,928,416	1	6,928,416	1	6,928,416	1	6,928,416	1	6,928,416	1	6,928,416	1	6,928,416	1	6,928,416	83,140,992
7	Staff Keuangan	6,928,416	2	13,856,832	2	13,856,832	2	13,856,832	2	13,856,832	2	13,856,832	2	13,856,832	2	13,856,832	2	13,856,832	2	13,856,832	2	13,856,832	2	13,856,832	2	13,856,832	166,281,984
8	Staff Bisnis Development	8,188,128	2	16,376,256	2	16,376,256	2	16,376,256	2	16,376,256	2	16,376,256	2	16,376,256	2	16,376,256	2	16,376,256	2	16,376,256	2	16,376,256	2	16,376,256	2	16,376,256	196,515,072
9	Staff Digital Pemasaran	7,558,272	2	15,116,544	2	15,116,544	2	15,116,544	2	15,116,544	2	15,116,544	2	15,116,544	2	15,116,544	2	15,116,544	2	15,116,544	2	15,116,544	2	15,116,544	2	15,116,544	181,398,528
10	Staff IT Development	8,188,128	2	16,376,256	2	16,376,256	2	16,376,256	2	16,376,256	2	16,376,256	2	16,376,256	2	16,376,256	2	16,376,256	2	16,376,256	2	16,376,256	2	16,376,256	2	16,376,256	196,515,072
11	Staff Surveyor	5,920,646	3	17,761,939	3	17,761,939	3	17,761,939	3	17,761,939	3	17,761,939	3	17,761,939	3	17,761,939	3	17,761,939	3	17,761,939	3	17,761,939	3	17,761,939	3	17,761,939	213,143,270
12	Staff Desain & Modifikasi	8,188,128	3	24,564,384	3	24,564,384	3	24,564,384	3	24,564,384	3	24,564,384	3	24,564,384	3	24,564,384	3	24,564,384	3	24,564,384	3	24,564,384	3	24,564,384	3	24,564,384	294,772,608
13	Ops. Desain & Modifikasi	5,920,646	18	106,571,635	18	106,571,635	18	106,571,635	18	106,571,635	18	106,571,635	18	106,571,635	18	106,571,635	18	106,571,635	18	106,571,635	**20**	118,412,928	20	118,412,928	**22**	130,254,221	1,326,224,794
14	Sopir Trailler	5,920,646	4	23,682,586	4	23,682,586	4	23,682,586	4	23,682,586	4	23,682,586	4	23,682,586	4	23,682,586	4	23,682,586	4	23,682,586	4	23,682,586	4	23,682,586	4	23,682,586	284,191,027
15	Staff Storing	5,920,646	2	11,841,293	2	11,841,293	2	11,841,293	2	11,841,293	2	11,841,293	2	11,841,293	2	11,841,293	2	11,841,293	2	11,841,293	2	11,841,293	2	11,841,293	2	11,841,293	142,095,514
16	Staff Quality Control	6,298,560	3	18,895,680	3	18,895,680	3	18,895,680	3	18,895,680	3	18,895,680	3	18,895,680	3	18,895,680	3	18,895,680	3	18,895,680	3	18,895,680	3	18,895,680	3	18,895,680	226,748,160
17	Maintenance And Repair	6,613,488	2	13,226,976	2	13,226,976	2	13,226,976	2	13,226,976	2	13,226,976	2	13,226,976	2	13,226,976	2	13,226,976	2	13,226,976	2	13,226,976	2	13,226,976	2	13,226,976	158,723,712
18	Staff Pengadaan	6,298,560	2	12,597,120	2	12,597,120	2	12,597,120	2	12,597,120	2	12,597,120	2	12,597,120	2	12,597,120	2	12,597,120	2	12,597,120	2	12,597,120	2	12,597,120	2	12,597,120	151,165,440
19	HSE and Compliance	6,928,416	2	13,856,832	2	13,856,832	2	13,856,832	2	13,856,832	2	13,856,832	2	13,856,832	2	13,856,832	2	13,856,832	2	13,856,832	2	13,856,832	2	13,856,832	2	13,856,832	166,281,984
20	Staff Recrutment and Assesment	6,298,560	1	6,298,560	1	6,298,560	1	6,298,560	1	6,298,560	1	6,298,560	1	6,298,560	1	6,298,560	1	6,298,560	1	6,298,560	1	6,298,560	1	6,298,560	1	6,298,560	75,582,720
21	Staff Kepegawaian dan Legalitas	7,558,272	1	7,558,272	1	7,558,272	1	7,558,272	1	7,558,272	1	7,558,272	1	7,558,272	1	7,558,272	1	7,558,272	1	7,558,272	1	7,558,272	1	7,558,272	1	7,558,272	90,699,264
22	Staff Pelatihan dan pengembangan	6,298,560	1	6,298,560	1	6,298,560	1	6,298,560	1	6,298,560	1	6,298,560	1	6,298,560	1	6,298,560	1	6,298,560	1	6,298,560	1	6,298,560	1	6,298,560	1	6,298,560	75,582,720
23	Office Boy	5,920,646	1	5,920,646	1	5,920,646	1	5,920,646	1	5,920,646	1	5,920,646	1	5,920,646	1	5,920,646	1	5,920,646	1	5,920,646	1	5,920,646	1	5,920,646	1	5,920,646	71,047,757
	TOTAL BEBAN GAJI KARYAWAN	**219,504,816**	**57**	**435,356,467**	**57**	**435,356,467**	**57**	**435,356,467**	**57**	**435,356,467**	**57**	**435,356,467**	**57**	**435,356,467**	**57**	**435,356,467**	**57**	**435,356,467**	**57**	**435,356,467**	**59**	**447,197,760**	**59**	**447,197,760**	**61**	**459,039,053**	**5,271,642,778**
II	**BEBAN TUNJANGAN**																										
1	THR			-		-		-		435,356,467		-		-		-		-		-		-		-		-	435,356,467
2	BPJS Kesehatan ditanggung perusahaan (4%)			8,207,272		8,207,272		8,459,215		8,459,215		8,459,215		8,459,215		8,459,215		8,459,215		8,459,215		11,288,528		11,288,528		11,288,528	109,494,631
3	BPJS Ketenagakerjaan ditanggung perusahaan (6,9%)			15,652,480		15,652,480		16,086,451		16,086,451		16,086,451		16,086,451		16,086,451		16,086,451		16,086,451		20,959,943		20,959,943		20,959,943	206,789,945
	TOTAL BEBAN TUNJANGAN			**23,859,752**		**23,859,752**		**24,545,666**		**459,902,133**		**24,545,666**		**24,545,666**		**24,545,666**		**24,545,666**		**24,545,666**		**32,248,471**		**32,248,471**		**32,248,471**	**751,641,044**
III	**BEBAN RECRUITMEN, BEBAN PELATIHAN DAN PENGEMBANGAN, GATHERING, SERAGAM**																										
1	Beban Recruitment			-		-		-		-		-		-		-		-		-		-		-		-	-
2	Beban Pelatihan & Pengembangan			46,119,150		-		-		46,119,150		-		-		46,119,150		-		-		46,119,150		-		-	184,476,600
3	Beban Gathering & Entertainment			235,659,375		-		-		-		-		-		-		-		-		-		-		-	235,659,375
4	Seragam dan perlangkapan @61x2			-		-		-		-		-		-		-		-		-		-		-		19,727,400	19,727,400
	TOTAL BEBAN RECRUITMEN, BEBAN PELATIHAN DAN PENGEMBANGAN, GATHERING, SERAGAM			**281,778,525**		**-**		**-**		**46,119,150**		**-**		**-**		**46,119,150**		**-**		**-**		**46,119,150**		**-**		**19,727,400**	**439,863,375**
	TOTAL BEBAN SDM PER BULAN			**740,994,745**		**459,216,220**		**459,902,133**		**941,377,750**		**459,902,133**		**459,902,133**		**506,021,283**		**459,902,133**		**459,902,133**		**525,565,381**		**479,446,231**		**511,014,923**	**6,463,147,196**

Tabel 10.22: Perencanaan Biaya Gaji Tahun Ke 5

Asumsi Kebutuhan SDM

NO	TAHUN 5		BULAN 1		BULAN 2		BULAN 3		BULAN 4		BULAN 5		BULAN 6		BULAN 7		BULAN 8		BULAN 9		BULAN 10		BULAN 11		BULAN 12		TOTAL
	NAMA JABATAN	GAJI PER ORANG	JML KRY	(Rp)	JML KRY	(Rp)	JML KRY	(Rp)	JML KRY	(Rp)	JML KRY	(Rp)	JML KRY	(Rp)	JML KRY	(Rp)	JML KRY	(Rp)	JML KRY	(Rp)	JML KRY	(Rp)	JML KRY	(Rp)	JML KRY	(Rp)	
I	**BEBAN GAJI**																										
1	Direktur Utama	34,012,224	1	34,012,224	1	34,012,224	1	34,012,224	1	34,012,224	1	34,012,224	1	34,012,224	1	34,012,224	1	34,012,224	1	34,012,224	1	34,012,224	1	34,012,224	1	34,012,224	408,146,688
2	Manager Keuangan	17,006,112	1	17,006,112	1	17,006,112	1	17,006,112	1	17,006,112	1	17,006,112	1	17,006,112	1	17,006,112	1	17,006,112	1	17,006,112	1	17,006,112	1	17,006,112	1	17,006,112	204,073,344
3	Manager Pemasaran	20,407,334	1	20,407,334	1	20,407,334	1	20,407,334	1	20,407,334	1	20,407,334	1	20,407,334	1	20,407,334	1	20,407,334	1	20,407,334	1	20,407,334	1	20,407,334	1	20,407,334	244,888,013
4	Manager Operasional	17,006,112	1	17,006,112	1	17,006,112	1	17,006,112	1	17,006,112	1	17,006,112	1	17,006,112	1	17,006,112	1	17,006,112	1	17,006,112	1	17,006,112	1	17,006,112	1	17,006,112	204,073,344
5	Manager HC & GA	17,006,112	1	17,006,112	1	17,006,112	1	17,006,112	1	17,006,112	1	17,006,112	1	17,006,112	1	17,006,112	1	17,006,112	1	17,006,112	1	17,006,112	1	17,006,112	1	17,006,112	204,073,344
6	Staff pajak	7,482,689	1	7,482,689	1	7,482,689	1	7,482,689	1	7,482,689	1	7,482,689	1	7,482,689	1	7,482,689	1	7,482,689	1	7,482,689	**2**	14,965,379	2	14,965,379	2	14,965,379	112,240,339
7	Staff Keuangan	7,482,689	2	14,965,379	2	14,965,379	2	14,965,379	2	14,965,379	2	14,965,379	2	14,965,379	2	14,965,379	2	14,965,379	2	14,965,379	2	14,965,379	2	14,965,379	2	14,965,379	179,584,543
8	Staff Bisnis Development	8,843,178	2	17,686,356	**3**	26,529,535	3	26,529,535	3	26,529,535	3	26,529,535	3	26,529,535	3	26,529,535	3	26,529,535	3	26,529,535	**4**	35,372,713	4	35,372,713	4	35,372,713	336,040,773
9	Staff Digital Pemasaran	8,162,934	2	16,325,868	2	16,325,868	2	16,325,868	2	16,325,868	2	16,325,868	2	16,325,868	2	16,325,868	2	16,325,868	2	16,325,868	2	16,325,868	2	16,325,868	2	16,325,868	195,910,410
10	Staff IT Development	8,843,178	2	17,686,356	2	17,686,356	2	17,686,356	2	17,686,356	2	17,686,356	2	17,686,356	2	17,686,356	2	17,686,356	2	17,686,356	2	17,686,356	2	17,686,356	2	17,686,356	212,236,278
11	Staff Surveyor	6,394,298	3	19,182,894	3	19,182,894	3	19,182,894	3	19,182,894	3	19,182,894	3	19,182,894	3	19,182,894	3	19,182,894	3	19,182,894	3	19,182,894	3	19,182,894	3	19,182,894	230,194,732
12	Staff Desain & Modifikasi	8,843,178	3	26,529,535	3	26,529,535	3	26,529,535	3	26,529,535	3	26,529,535	3	26,529,535	3	26,529,535	3	26,529,535	3	26,529,535	**4**	35,372,713	4	35,372,713	4	35,372,713	344,883,951
13	Ops. Desain & Modifikasi	6,394,298	22	140,674,558	22	140,674,558	22	140,674,558	22	140,674,558	22	140,674,558	22	140,674,558	22	140,674,558	22	140,674,558	22	140,674,558	**24**	153,463,155	**25**	159,857,453	**26**	166,251,751	1,745,643,385
14	Sopir Trailler	6,394,298	4	25,577,192	4	25,577,192	4	25,577,192	4	25,577,192	4	25,577,192	4	25,577,192	4	25,577,192	4	25,577,192	4	25,577,192	4	25,577,192	4	25,577,192	4	25,577,192	306,926,309
15	Staff Storing	6,394,298	2	12,788,596	2	12,788,596	2	12,788,596	2	12,788,596	2	12,788,596	2	12,788,596	2	12,788,596	2	12,788,596	2	12,788,596	**3**	19,182,894	3	19,182,894	3	19,182,894	172,646,049
16	Staff Quality Control	6,802,445	3	20,407,334	3	20,407,334	3	20,407,334	3	20,407,334	3	20,407,334	3	20,407,334	3	20,407,334	3	20,407,334	3	20,407,334	**4**	27,209,779	4	27,209,779	4	27,209,779	265,295,347
17	Maintenance And Repair	7,142,567	2	14,285,134	2	14,285,134	2	14,285,134	2	14,285,134	2	14,285,134	2	14,285,134	2	14,285,134	2	14,285,134	2	14,285,134	2	14,285,134	**3**	21,427,701	3	21,427,701	185,706,743
18	Staff Pengadaan	6,802,445	2	13,604,890	2	13,604,890	2	13,604,890	2	13,604,890	2	13,604,890	2	13,604,890	2	13,604,890	2	13,604,890	2	13,604,890	2	13,604,890	2	13,604,890	2	13,604,890	163,258,675
19	HSE and Compliance	7,482,689	2	14,965,379	2	14,965,379	2	14,965,379	2	14,965,379	2	14,965,379	2	14,965,379	2	14,965,379	2	14,965,379	2	14,965,379	2	14,965,379	2	14,965,379	2	14,965,379	179,584,543
20	Staff Recrutment and Assesment	6,802,445	1	6,802,445	1	6,802,445	1	6,802,445	1	6,802,445	1	6,802,445	1	6,802,445	1	6,802,445	1	6,802,445	1	6,802,445	1	6,802,445	1	6,802,445	1	6,802,445	81,629,338
21	Staff Kepegawaian dan Legalitas	8,162,934	1	8,162,934	1	8,162,934	1	8,162,934	1	8,162,934	1	8,162,934	1	8,162,934	1	8,162,934	1	8,162,934	1	8,162,934	1	8,162,934	1	8,162,934	1	8,162,934	97,955,205
22	Staff Pelatihan dan pengembangan	6,802,445	1	6,802,445	1	6,802,445	1	6,802,445	1	6,802,445	1	6,802,445	1	6,802,445	1	6,802,445	1	6,802,445	1	6,802,445	1	6,802,445	1	6,802,445	1	6,802,445	81,629,338
23	Office Boy	6,394,298	1	6,394,298	1	6,394,298	1	6,394,298	1	6,394,298	1	6,394,298	1	6,394,298	1	6,394,298	1	6,394,298	1	6,394,298	1	6,394,298	1	6,394,298	1	6,394,298	76,731,577
	TOTAL BEBAN GAJI KARYAWAN	**237,065,201**	**61**	**495,762,177**	**62**	**504,605,355**	**62**	**504,605,355**	**62**	**504,605,355**	**62**	**504,605,355**	**62**	**504,605,355**	**62**	**504,605,355**	**62**	**504,605,355**	**62**	**504,605,355**	**69**	**555,759,740**	**71**	**569,296,605**	**72**	**575,690,903**	**6,233,352,268**
II	**BEBAN TUNJANGAN**																										
1	THR			-		-		-		504,605,355		-		-		-		-		-		-		-		-	504,605,355
2	BPJS Kesehatan ditanggung perusahaan (4%)			8,671,854		8,671,854		8,943,952		8,943,952		8,943,952		8,943,952		8,943,952		8,943,952		8,943,952		11,999,610		11,999,610		11,999,610	115,950,202
3	BPJS Ketenagakerjaan ditanggung perusahaan (6,9%)			16,834,642		16,834,642		17,303,330		17,303,330		17,303,330		17,303,330		17,303,330		17,303,330		17,303,330		22,566,701		22,566,701		22,566,701	222,492,699
	TOTAL BEBAN TUNJANGAN			**25,506,496**		**25,506,496**		**26,247,282**		**530,852,637**		**26,247,282**		**26,247,282**		**26,247,282**		**26,247,282**		**26,247,282**		**34,566,312**		**34,566,312**		**34,566,312**	**843,048,256**
III	**BEBAN RECRUITMEN, BEBAN PELATIHAN DAN PENGEMBANGAN, GATHERING, SERAGAM**																										
1	Beban Recruitment			-		-		-		-		-		-		-		-		-		-		-		-	-
2	Beban Pelatihan & Pengembangan			50,731,065		-		-		50,731,065		-		-		50,731,065		-		-		50,731,065		-		-	202,924,260
3	Beban Gathering & Entertainment			264,806,719		-		-		-		-		-		-		-		-		-		-		-	264,806,719
4	Seragam dan perlangkapan @72x2			-		-		-		-		-		-		-		-		-		-		-		24,449,040	24,449,040
	TOTAL BEBAN RECRUITMEN, BEBAN PELATIHAN DAN PENGEMBANGAN, GATHERING, SERAGAM			**315,537,784**		**-**		**-**		**50,731,065**		**-**		**-**		**50,731,065**		**-**		**-**		**50,731,065**		**-**		**24,449,040**	**492,180,019**
	TOTAL BEBAN SDM PER BULAN			**836,806,457**		**530,111,851**		**530,852,637**		**1,086,189,058**		**530,852,637**		**530,852,637**		**581,583,702**		**530,852,637**		**530,852,637**		**641,057,117**		**603,862,917**		**634,706,255**	**7,568,580,543**

Lampiran 7.9

Sumber: Penulis, 2022

Tabel 10.23: Kalkulasi BPJS Tahun 1

NO	NAMA JABATAN	DASAR PHDP	JKK	JKM	JHT PDS	JHT TK	JPN PDS	JPN TK	BPJS KES PDS	BPJS KES TK	TOTAL SEBELUM KAPITASI	KAPITASI	BULAN 1 PDS	BULAN 1 TK	BULAN 2 PDS	BULAN 2 TK	BULAN 3 PDS	BULAN 3 TK	BULAN 4 PDS	BULAN 4 TK	BULAN 5 PDS	BULAN 5 TK	BULAN 6 PDS	BULAN 6 TK	BULAN 7 PDS	BULAN 7 TK	BULAN 8 PDS	BULAN 8 TK	BULAN 9 PDS	BULAN 9 TK	BULAN 10 PDS	BULAN 10 TK	BULAN 11 PDS	BULAN 11 TK	BULAN 12 PDS	BULAN 12 TK	TOTAL PHDP	TOTAL PREMI
			0,89%	0,30%	3,70%	2,00%	2,00%	1,00%	4,0%	1,0%			PDS	TK	PDS	TK	PDS	TK	PDS	TK	PDS	TK	PDS	TK	PDS	TK	PDS	TK	PDS	TK	PDS	TK	PDS	TK	PDS	TK	PDS	TK
1	Direktur Utama	25.000.000	222.500	75.000	925.000	500.000	275.000	87.500	400.000	100.000	2.585.1.00		1.387.000	387.500	1.387.000	387.500	1.387.000	387.500	1.387.000	387.500	1.387.000	387.500	1.387.000	387.500	1.387.000	387.500	1.387.000	387.500	1.387.000	387.500	1.387.000	387.500	1.387.000	387.500	16.771.000	7.083.500	480.000	120.000
2	Manager Keuangan	12.500.000	111.250	37.500	462.500	250.000	175.000	87.500	400.000	120.000	1.723.000		786.500	337.500	786.500	337.500	786.500	337.500	786.500	337.500	786.500	337.500	786.500	337.500	786.500	337.500	786.500	337.500	786.500	337.500	786.500	337.500	786.500	337.500	9.436.000	4.050.000	480.000	120.000
3	Manager Pemasaran	11.000.000	110.000	33.000	407.000	220.000	175.000	87.500	400.000	120.000	1.552.500		769.000	337.500	769.000	337.500	769.000	337.500	769.000	337.500	769.000	337.500	769.000	337.500	769.000	337.500	769.000	337.500	769.000	337.500	769.000	337.500	769.000	337.500	9.228.000	4.050.000	480.000	120.000
4	Manager Operasional	12.500.000	111.250	37.500	462.500	250.000	175.000	87.500	400.000	120.000	1.723.000		786.500	337.500	786.500	337.500	786.500	337.500	786.500	337.500	786.500	337.500	786.500	337.500	786.500	337.500	786.500	337.500	786.500	337.500	786.500	337.500	786.500	337.500	9.436.000	4.050.000	480.000	120.000
5	Manager HR & GA	12.500.000	111.250	37.500	462.500	250.000	175.000	87.500	400.000	120.000	1.723.000		786.500	337.500	786.500	337.500	786.500	337.500	786.500	337.500	786.500	337.500	786.500	337.500	786.500	337.500	786.500	337.500	786.500	337.500	786.500	337.500	786.500	337.500	9.436.000	4.050.000	480.000	120.000
6	Staf pajak	5.500.000	48.950	16.500	203.500	110.000	100.000	50.000	220.000	50.000	818.950		378.950	185.000	378.950	185.000	378.950	185.000	378.950	185.000	378.950	185.000	378.950	185.000	378.950	185.000	378.950	185.000	378.950	185.000	378.950	185.000	378.950	185.000	4.547.400	2.380.000	250.000	55.000
7	Staf Keuangan	5.500.000	48.950	16.500	203.500	110.000	100.000	50.000	220.000	50.000	818.950		378.950	185.000	378.950	185.000	378.950	185.000	378.950	185.000	378.950	185.000	378.950	185.000	378.950	185.000	378.950	185.000	378.950	185.000	378.950	185.000	378.950	185.000	4.547.400	2.380.000	250.000	55.000
8	Staf Bisnis Development	6.500.000	57.850	19.500	240.500	130.000	100.000	50.000	240.000	60.000	967.850		447.850	190.000	447.850	190.000	447.850	190.000	447.850	190.000	447.850	190.000	447.850	190.000	447.850	190.000	447.850	190.000	447.850	190.000	447.850	190.000	447.850	190.000	5.374.200	2.280.000	240.000	60.000
9	Staf Digital Pemasaran	6.500.000	57.850	19.500	240.500	130.000	100.000	50.000	240.000	60.000	967.850		447.850	190.000	447.850	190.000	447.850	190.000	447.850	190.000	447.850	190.000	447.850	190.000	447.850	190.000	447.850	190.000	447.850	190.000	447.850	190.000	447.850	190.000	5.374.200	2.280.000	240.000	60.000
10	Staf IT Development	6.500.000	57.850	19.500	240.500	130.000	100.000	50.000	240.000	60.000	967.850		447.850	190.000	447.850	190.000	447.850	190.000	447.850	190.000	447.850	190.000	447.850	190.000	447.850	190.000	447.850	190.000	447.850	190.000	447.850	190.000	447.850	190.000	5.374.200	2.280.000	240.000	60.000
11	Staf Sumsar	5.500.000	48.950	16.500	203.500	110.000	100.000	50.000	220.000	50.000	818.950		378.950	185.000	378.950	185.000	378.950	185.000	378.950	185.000	378.950	185.000	378.950	185.000	378.950	185.000	378.950	185.000	378.950	185.000	378.950	185.000	378.950	185.000	4.547.400	2.380.000	250.000	55.000
12	Staf Desain & Multimedia	4.500.000	40.050	13.500	166.500	90.000	84.000	42.000	180.000	45.000	669.050		309.050	156.000	309.050	156.000	309.050	156.000	309.050	156.000	309.050	156.000	309.050	156.000	309.050	156.000	309.050	156.000	309.050	156.000	309.050	156.000	309.050	156.000	3.711.700	1.872.000	200.000	45.000
13	Div. Desain & Multimedia	4.500.000	40.050	13.500	166.500	90.000	84.000	42.000	180.000	45.000	669.050		309.050	156.000	309.050	156.000	309.050	156.000	309.050	156.000	309.050	156.000	309.050	156.000	309.050	156.000	309.050	156.000	309.050	156.000	309.050	156.000	309.050	156.000	3.711.700	1.872.000	200.000	45.000
14	Staf Trafik	4.500.000	40.050	13.500	166.500	90.000	84.000	42.000	180.000	45.000	669.050		309.050	156.000	309.050	156.000	309.050	156.000	309.050	156.000	309.050	156.000	309.050	156.000	309.050	156.000	309.050	156.000	309.050	156.000	309.050	156.000	309.050	156.000	3.711.700	1.872.000	200.000	45.000
15	Staf Sosial	4.500.000	40.050	13.500	166.500	90.000	84.000	42.000	180.000	45.000	669.050		309.050	156.000	309.050	156.000	309.050	156.000	309.050	156.000	309.050	156.000	309.050	156.000	309.050	156.000	309.050	156.000	309.050	156.000	309.050	156.000	309.050	156.000	3.711.700	1.872.000	200.000	45.000
16	Staf Quality Control	5.000.000	44.500	15.000	185.000	100.000	100.000	50.000	200.000	50.000	744.500		344.500	170.000	344.500	170.000	344.500	170.000	344.500	170.000	344.500	170.000	344.500	170.000	344.500	170.000	344.500	170.000	344.500	170.000	344.500	170.000	344.500	170.000	4.134.000	2.040.000	200.000	50.000
17	Staf Maintenance And Repair	5.250.000	46.725	15.750	194.250	105.000	105.000	52.500	210.000	52.500	781.725		361.725	177.500	361.725	177.500	361.725	177.500	361.725	177.500	361.725	177.500	361.725	177.500	361.725	177.500	361.725	177.500	361.725	177.500	361.725	177.500	361.725	177.500	4.340.700	2.130.000	210.000	52.500
18	Staf Pengadaan	5.000.000	44.500	15.000	185.000	100.000	100.000	50.000	200.000	50.000	744.500		344.500	170.000	344.500	170.000	344.500	170.000	344.500	170.000	344.500	170.000	344.500	170.000	344.500	170.000	344.500	170.000	344.500	170.000	344.500	170.000	344.500	170.000	4.134.000	2.040.000	200.000	50.000
19	HSE and Compliance	5.500.000	48.950	16.500	203.500	110.000	100.000	50.000	220.000	50.000	818.950		378.950	185.000	378.950	185.000	378.950	185.000	378.950	185.000	378.950	185.000	378.950	185.000	378.950	185.000	378.950	185.000	378.950	185.000	378.950	185.000	378.950	185.000	4.547.400	2.380.000	250.000	55.000
20	Staf Recruitment and Assessment	5.000.000	44.500	15.000	185.000	100.000	100.000	50.000	200.000	50.000	744.500		344.500	170.000	344.500	170.000	344.500	170.000	344.500	170.000	344.500	170.000	344.500	170.000	344.500	170.000	344.500	170.000	344.500	170.000	344.500	170.000	344.500	170.000	4.134.000	2.040.000	200.000	50.000
21	Staf Pengembangan dan Logistik	4.500.000	40.050	13.500	166.500	90.000	84.000	42.000	180.000	45.000	669.050		309.050	156.000	309.050	156.000	309.050	156.000	309.050	156.000	309.050	156.000	309.050	156.000	309.050	156.000	309.050	156.000	309.050	156.000	309.050	156.000	309.050	156.000	3.711.700	1.872.000	200.000	45.000
22	Staf Pelatihan dan pengembangan	4.500.000	40.050	13.500	166.500	90.000	84.000	42.000	180.000	45.000	669.050		309.050	156.000	309.050	156.000	309.050	156.000	309.050	156.000	309.050	156.000	309.050	156.000	309.050	156.000	309.050	156.000	309.050	156.000	309.050	156.000	309.050	156.000	3.711.700	1.872.000	200.000	45.000
23	Office Boy	4.500.000	40.050	13.500	166.500	90.000	84.000	42.000	180.000	45.000	669.050		309.050	156.000	309.050	156.000	309.050	156.000	309.050	156.000	309.050	156.000	309.050	156.000	309.050	156.000	309.050	156.000	309.050	156.000	309.050	156.000	309.050	156.000	3.711.700	1.872.000	200.000	45.000
	TOTAL	174.250.000	1.550.925	521.750	6.447.250	3.485.000	2.800.000	1.400.000	6.270.000	1.560.000	24.035.925		12.085.925	5.485.000	12.085.925	5.485.000	12.085.925	5.485.000	12.085.925	5.485.000	12.085.925	5.485.000	12.085.925	5.485.000	12.085.925	5.485.000	12.085.925	5.485.000	12.085.925	5.485.000	12.085.925	5.485.000	12.085.925	5.485.000	145.031.100	70.620.000	2.750.000	660.000

*** Batas terbawah premi Jaminan Pensiun Tahun Rp. 875.000

Tabel 10.24: Kalkulasi BPJS Tahun 2

TAHUN 2

NO	NAMA JABATAN	DASAR PHDP	JKK	JKM	JHT PDS	JHT TK	JPN PDS	JPN TK	BPJS KES PDS	BPJS KES TK	TOTAL SEBELUM KAPITASI	KAPITASI	BULAN 1 PDS	BULAN 1 TK	BULAN 2 PDS	BULAN 2 TK	BULAN 3 PDS	BULAN 3 TK	BULAN 4 PDS	BULAN 4 TK	BULAN 5 PDS	BULAN 5 TK	BULAN 6 PDS	BULAN 6 TK	BULAN 7 PDS	BULAN 7 TK	BULAN 8 PDS	BULAN 8 TK	BULAN 9 PDS	BULAN 9 TK	BULAN 10 PDS	BULAN 10 TK	BULAN 11 PDS	BULAN 11 TK	BULAN 12 PDS	BULAN 12 TK	TOTAL PHDP	TOTAL PREMI
			0,89%	0,30%	3,70%	2,0%	2,0%	1,0%	4,0%	1,0%			PDS	TK	PDS	TK	PDS	TK	PDS	TK	PDS	TK	PDS	TK	PDS	TK	PDS	TK	PDS	TK	PDS	TK	PDS	TK	PDS	TK	PDS	TK
1	Direktur Utama	27.000.000	240.300	81.000	999.000	540.000	275.000	87.500	400.000	100.000	2.723.0.00		1.495.000	437.500	1.495.000	437.500	1.495.000	437.500	1.495.000	437.500	1.495.000	437.500	1.495.000	437.500	1.495.000	437.500	1.495.000	437.500	1.495.000	437.500	1.495.000	437.500	1.495.000	437.500	17.944.000	7.550.000	480.000	120.000
2	Manager Keuangan	13.500.000	120.150	40.500	499.500	270.000	175.000	87.500	400.000	120.000	1.782.700		815.250	337.500	815.250	337.500	815.250	337.500	815.250	337.500	815.250	337.500	815.250	337.500	815.250	337.500	815.250	337.500	815.250	337.500	815.250	337.500	815.250	337.500	9.783.000	4.050.000	480.000	120.000
3	Manager Pemasaran	11.500.000	102.350	34.500	425.500	230.000	175.000	87.500	400.000	120.000	1.575.350		802.250	337.500	802.250	337.500	802.250	337.500	802.250	337.500	802.250	337.500	802.250	337.500	802.250	337.500	802.250	337.500	802.250	337.500	802.250	337.500	802.250	337.500	9.627.000	4.050.000	480.000	120.000
4	Manager Operasional	13.500.000	120.150	40.500	499.500	270.000	175.000	87.500	400.000	120.000	1.782.700		815.250	337.500	815.250	337.500	815.250	337.500	815.250	337.500	815.250	337.500	815.250	337.500	815.250	337.500	815.250	337.500	815.250	337.500	815.250	337.500	815.250	337.500	9.783.000	4.050.000	480.000	120.000
5	Manager HR & GA	13.500.000	120.150	40.500	499.500	270.000	175.000	87.500	400.000	120.000	1.782.700		815.250	337.500	815.250	337.500	815.250	337.500	815.250	337.500	815.250	337.500	815.250	337.500	815.250	337.500	815.250	337.500	815.250	337.500	815.250	337.500	815.250	337.500	9.783.000	4.050.000	480.000	120.000
6	Staf pajak	5.500.000	48.950	16.500	203.500	110.000	100.000	50.000	220.000	50.000	818.950		378.950	185.000	378.950	185.000	378.950	185.000	378.950	185.000	378.950	185.000	378.950	185.000	378.950	185.000	378.950	185.000	378.950	185.000	378.950	185.000	378.950	185.000	4.547.400	2.380.000	250.000	55.000
7	Staf Keuangan	5.500.000	48.950	16.500	203.500	110.000	100.000	50.000	220.000	50.000	818.950		378.950	185.000	378.950	185.000	378.950	185.000	378.950	185.000	378.950	185.000	378.950	185.000	378.950	185.000	378.950	185.000	378.950	185.000	378.950	185.000	378.950	185.000	4.547.400	2.380.000	250.000	55.000
8	Staf Bisnis Development	6.500.000	57.850	19.500	240.500	130.000	100.000	50.000	240.000	60.000	967.850		447.850	190.000	447.850	190.000	447.850	190.000	447.850	190.000	447.850	190.000	447.850	190.000	447.850	190.000	447.850	190.000	447.850	190.000	447.850	190.000	447.850	190.000	5.374.200	2.280.000	240.000	60.000
9	Staf Digital Pemasaran	6.500.000	57.850	19.500	240.500	130.000	100.000	50.000	240.000	60.000	967.850		447.850	190.000	447.850	190.000	447.850	190.000	447.850	190.000	447.850	190.000	447.850	190.000	447.850	190.000	447.850	190.000	447.850	190.000	447.850	190.000	447.850	190.000	5.374.200	2.280.000	240.000	60.000
10	Staf IT Development	6.500.000	57.850	19.500	240.500	130.000	100.000	50.000	240.000	60.000	967.850		447.850	190.000	447.850	190.000	447.850	190.000	447.850	190.000	447.850	190.000	447.850	190.000	447.850	190.000	447.850	190.000	447.850	190.000	447.850	190.000	447.850	190.000	5.374.200	2.280.000	240.000	60.000
11	Staf Sumsar	5.500.000	48.950	16.500	203.500	110.000	100.000	50.000	220.000	50.000	818.950		378.950	185.000	378.950	185.000	378.950	185.000	378.950	185.000	378.950	185.000	378.950	185.000	378.950	185.000	378.950	185.000	378.950	185.000	378.950	185.000	378.950	185.000	4.547.400	2.380.000	250.000	55.000
12	Staf Desain & Multimedia	4.500.000	40.050	13.500	166.500	90.000	84.000	42.000	180.000	45.000	669.050		309.050	156.000	309.050	156.000	309.050	156.000	309.050	156.000	309.050	156.000	309.050	156.000	309.050	156.000	309.050	156.000	309.050	156.000	309.050	156.000	309.050	156.000	3.711.700	1.872.000	200.000	45.000
13	Div. Desain & Multimedia	4.500.000	40.050	13.500	166.500	90.000	84.000	42.000	180.000	45.000	669.050		309.050	156.000	309.050	156.000	309.050	156.000	309.050	156.000	309.050	156.000	309.050	156.000	309.050	156.000	309.050	156.000	309.050	156.000	309.050	156.000	309.050	156.000	3.711.700	1.872.000	200.000	45.000
14	Staf Trafik	4.500.000	40.050	13.500	166.500	90.000	84.000	42.000	180.000	45.000	669.050		309.050	156.000	309.050	156.000	309.050	156.000	309.050	156.000	309.050	156.000	309.050	156.000	309.050	156.000	309.050	156.000	309.050	156.000	309.050	156.000	309.050	156.000	3.711.700	1.872.000	200.000	45.000
15	Staf Sosial	4.500.000	40.050	13.500	166.500	90.000	84.000	42.000	180.000	45.000	669.050		309.050	156.000	309.050	156.000	309.050	156.000	309.050	156.000	309.050	156.000	309.050	156.000	309.050	156.000	309.050	156.000	309.050	156.000	309.050	156.000	309.050	156.000	3.711.700	1.872.000	200.000	45.000
16	Staf Quality Control	5.000.000	44.500	15.000	185.000	100.000	100.000	50.000	200.000	50.000	744.500		344.500	170.000	344.500	170.000	344.500	170.000	344.500	170.000	344.500	170.000	344.500	170.000	344.500	170.000	344.500	170.000	344.500	170.000	344.500	170.000	344.500	170.000	4.134.000	2.040.000	200.000	50.000
17	Staf Maintenance And Repair	5.250.000	46.725	15.750	194.250	105.000	105.000	52.500	210.000	52.500	781.725		361.725	177.500	361.725	177.500	361.725	177.500	361.725	177.500	361.725	177.500	361.725	177.500	361.725	177.500	361.725	177.500	361.725	177.500	361.725	177.500	361.725	177.500	4.340.700	2.130.000	210.000	52.500
18	Staf Pengadaan	5.000.000	44.500	15.000	185.000	100.000	100.000	50.000	200.000	50.000	744.500		344.500	170.000	344.500	170.000	344.500	170.000	344.500	170.000	344.500	170.000	344.500	170.000	344.500	170.000	344.500	170.000	344.500	170.000	344.500	170.000	344.500	170.000	4.134.000	2.040.000	200.000	50.000
19	HSE and Compliance	5.500.000	48.950	16.500	203.500	110.000	100.000	50.000	220.000	50.000	818.950		378.950	185.000	378.950	185.000	378.950	185.000	378.950	185.000	378.950	185.000	378.950	185.000	378.950	185.000	378.950	185.000	378.950	185.000	378.950	185.000	378.950	185.000	4.547.400	2.380.000	250.000	55.000
20	Staf Recruitment and Assessment	5.000.000	44.500	15.000	185.000	100.000	100.000	50.000	200.000	50.000	744.500		344.500	170.000	344.500	170.000	344.500	170.000	344.500	170.000	344.500	170.000	344.500	170.000	344.500	170.000	344.500	170.000	344.500	170.000	344.500	170.000	344.500	170.000	4.134.000	2.040.000	200.000	50.000
21	Staf Pengembang dan Logistik	4.500.000	40.050	13.500	166.500	90.000	84.000	42.000	180.000	45.000	669.050		309.050	156.000	309.050	156.000	309.050	156.000	309.050	156.000	309.050	156.000	309.050	156.000	309.050	156.000	309.050	156.000	309.050	156.000	309.050	156.000	309.050	156.000	3.711.700	1.872.000	200.000	45.000
22	Staf Pelatihan dan pengembangan	4.500.000	40.050	13.500	166.500	90.000	84.000	42.000	180.000	45.000	669.050		309.050	156.000	309.050	156.000	309.050	156.000	309.050	156.000	309.050	156.000	309.050	156.000	309.050	156.000	309.050	156.000	309.050	156.000	309.050	156.000	309.050	156.000	3.711.700	1.872.000	200.000	45.000
23	Office Boy	4.500.000	40.050	13.500	166.500	90.000	84.000	42.000	180.000	45.000	669.050		309.050	156.000	309.050	156.000	309.050	156.000	309.050	156.000	309.050	156.000	309.050	156.000	309.050	156.000	309.050	156.000	309.050	156.000	309.050	156.000	309.050	156.000	3.711.700	1.872.000	200.000	45.000
	TOTAL	198.500.000	1.767.050	594.750	6.761.150	3.700.000	3.700.000	1.850.000	7.270.000	1.850.000	26.892.050		13.515.050	6.250.000	13.515.050	6.250.000	13.515.050	6.250.000	13.515.050	6.250.000	13.515.050	6.250.000	13.515.050	6.250.000	13.515.050	6.250.000	13.515.050	6.250.000	13.515.050	6.250.000	13.515.050	6.250.000	13.515.050	6.250.000	162.180.600	80.500.000	2.750.000	660.000

Tabel 10.25: Kalkulasi BPJS Tahun 3

TAHUN 3

NO	NAMA JABATAN	DASAR PHDP	JKK	JKM	JHT PDS	JHT TK	JPN PDS	JPN TK	BPJS KES PDS	BPJS KES TK	TOTAL SEBELUM KAPITASI	KAPITASI	BULAN 1 PDS	BULAN 1 TK	BULAN 2 PDS	BULAN 2 TK	BULAN 3 PDS	BULAN 3 TK	BULAN 4 PDS	BULAN 4 TK	BULAN 5 PDS	BULAN 5 TK	BULAN 6 PDS	BULAN 6 TK	BULAN 7 PDS	BULAN 7 TK	BULAN 8 PDS	BULAN 8 TK	BULAN 9 PDS	BULAN 9 TK	BULAN 10 PDS	BULAN 10 TK	BULAN 11 PDS	BULAN 11 TK	BULAN 12 PDS	BULAN 12 TK	TOTAL PHDP	TOTAL PREMI
			0,89%	0,30%	3,70%	2,0%	2,0%	1,0%	4,0%	1,0%			PDS	TK	PDS	TK	PDS	TK	PDS	TK	PDS	TK	PDS	TK	PDS	TK	PDS	TK	PDS	TK	PDS	TK	PDS	TK	PDS	TK	PDS	TK
1	Direktur Utama	28.350.000	252.315	85.050	1.048.950	567.000	275.000	87.500	400.000	100.000	2.815.750		1.569.000	437.500	1.569.000	437.500	1.569.000	437.500	1.569.000	437.500	1.569.000	437.500	1.569.000	437.500	1.569.000	437.500	1.569.000	437.500	1.569.000	437.500	1.569.000	437.500	1.569.000	437.500	18.828.000	7.550.000	480.000	120.000
2	Manager Keuangan	17.000.000	151.300	51.000	629.000	340.000	175.000	87.500	400.000	120.000	2.048.300		1.030.000	437.500	1.030.000	437.500	1.030.000	437.500	1.030.000	437.500	1.030.000	437.500	1.030.000	437.500	1.030.000	437.500	1.030.000	437.500	1.030.000	437.500	1.030.000	437.500	1.030.000	437.500	12.360.700	5.380.000	480.000	120.000
3	Manager Pemasaran	15.000.000	133.500	45.000	555.000	300.000	175.000	87.500	400.000	120.000	1.816.500		909.000	337.500	909.000	337.500	909.000	337.500	909.000	337.500	909.000	337.500	909.000	337.500	909.000	337.500	909.000	337.500	909.000	337.500	909.000	337.500	909.000	337.500	10.908.000	4.050.000	480.000	120.000
4	Manager Operasional	17.000.000	151.300	51.000	629.000	340.000	175.000	87.500	400.000	120.000	2.048.300		1.030.000	437.500	1.030.000	437.500	1.030.000	437.500	1.030.000	437.500	1.030.000	437.500	1.030.000	437.500	1.030.000	437.500	1.030.000	437.500	1.030.000	437.500	1.030.000	437.500	1.030.000	437.500	12.360.700	5.380.000	480.000	120.000
5	Manager HR & GA	15.000.000	133.500	45.000	555.000	300.000	175.000	87.500	400.000	120.000	1.816.500		909.000	337.500	909.000	337.500	909.000	337.500	909.000	337.500	909.000	337.500	909.000	337.500	909.000	337.500	909.000	337.500	909.000	337.500	909.000	337.500	909.000	337.500	10.908.000	4.050.000	480.000	120.000
6	Staf pajak	6.500.000	57.850	19.500	240.500	130.000	100.000	50.000	240.000	60.000	967.850		447.850	190.000	447.850	190.000	447.850	190.000	447.850	190.000	447.850	190.000	447.850	190.000	447.850	190.000	447.850	190.000	447.850	190.000	447.850	190.000	447.850	190.000	5.374.200	2.280.000	240.000	60.000
7	Staf Keuangan	6.500.000	57.850	19.500	240.500	130.000	100.000	50.000	240.000	60.000	967.850		447.850	190.000	447.850	190.000	447.850	190.000	447.850	190.000	447.850	190.000	447.850	190.000	447.850	190.000	447.850	190.000	447.850	190.000	447.850	190.000	447.850	190.000	5.374.200	2.280.000	240.000	60.000
8	Staf Bisnis Development	7.500.000	67.350	22.500	285.000	150.000	100.000	50.000	280.000	70.000	1.128.900		522.500	237.500	522.500	237.500	522.500	237.500	522.500	237.500	522.500	237.500	522.500	237.500	522.500	237.500	522.500	237.500	522.500	237.500	522.500	237.500	522.500	237.500	6.270.000	2.850.000	280.000	70.000
9	Staf Digital Pemasaran	7.500.000	67.350	22.500	285.000	150.000	100.000	50.000	280.000	70.000	1.128.900		522.500	237.500	522.500	237.500	522.500	237.500	522.500	237.500	522.500	237.500	522.500	237.500	522.500	237.500	522.500	237.500	522.500	237.500	522.500	237.500	522.500	237.500	6.270.000	2.850.000	280.000	70.000
10	Staf IT Development	7.500.000	67.350	22.500	285.000	150.000	100.000	50.000	280.000	70.000	1.128.900		522.500	237.500	522.500	237.500

Tabel 10.27: Kalkulasi BPJS Tahun 5

TAHUN 5

NO	NAMA JABATAN	GAJI/UP PHDIR	JKK	JKM	JHT PER.	JHT TK.	JPN PER.	JPN TK.	BPJS KES PER.	BPJS KES TK.	TOTAL
			0,00%	0,30%	3,70%	2,0%	2,0%	1,0%	4,0%	1,0%	PER KARYAWAN
1	Doktor Gigi	18.011.111	352,700	652,037	1,258,452	640,244	575,002	87,546	480,000	120,000	3,566,003
2	Manager Keuangan	17.401.111	341,164	630,819	1,216,475	618,911	555,802	87,546	480,000	120,000	3,450,717
3	Manager Pemasaran	16.401.111	321,565	594,611	1,146,475	583,127	523,802	87,546	480,000	120,000	3,251,126
4	Manager Operasional	17.401.111	341,164	630,819	1,216,475	618,911	555,802	87,546	480,000	120,000	3,450,717
5	Manager HC & GA	17.000.111	333,314	616,319	1,188,525	604,719	542,802	87,546	480,000	120,000	3,370,825
6	Staf gajah	7.483.689	66,596	22,448	276,863	149,014	149,014	74,827	298,388	74,827	1,114,172
7	Staf Keuangan	7.483.689	66,596	22,448	276,863	149,014	149,014	74,827	298,388	74,827	1,114,172
8	Staf Bisnis Development	8.813.176	78,384	26,535	327,188	175,964	175,964	88,410	353,577	88,410	1,126,749
9	Staf Digital Permasaran	8.813.176	78,384	26,535	327,188	175,964	175,964	88,410	353,577	88,410	1,126,749
10	Staf IT Development	8.813.176	78,384	26,535	327,188	175,964	175,964	88,410	353,577	88,410	1,126,749
11	Staf Sumatran	6,384,258	56,949	19,183	236,685	127,886	127,886	63,943	255,772	63,943	952,111
12	Staf Devon & Mollifan	8.813.176	78,384	26,535	327,188	175,964	175,964	88,410	353,577	88,410	1,126,749
13	Ass. Devon & Mollifan	6,384,258	56,949	19,183	236,685	127,886	127,886	63,943	255,772	63,943	952,111
14	Staf Trolley	6,384,258	56,949	19,183	236,685	127,886	127,886	63,943	255,772	63,943	952,111
15	Staf Sortir	6,384,258	56,949	19,183	236,685	127,886	127,886	63,943	255,772	63,943	952,111
16	Staf Quality Control	6,802,465	60,682	20,487	251,682	136,049	136,049	68,024	272,098	68,024	1,012,084
17	Maintenance Asset Integrit	7,102,567	63,549	21,449	264,275	142,815	142,815	71,408	285,700	71,408	1,062,518
18	Staf Pengadaan	6,802,465	60,682	20,487	251,682	136,049	136,049	68,024	272,098	68,024	1,012,084
19	HSE and Compliance	7,483,689	66,596	22,448	276,863	149,014	149,014	74,827	298,388	74,827	1,114,172
20	Staf Recruitment and Assessment	6,802,465	60,682	20,487	251,682	136,049	136,049	68,024	272,098	68,024	1,012,084
21	Staf Kesejahteraan dan Legalitas	8,562,913	76,663	25,889	319,228	171,258	171,258	85,629	342,516	85,629	1,274,884
22	Staf Pendidikan dan pengembangan	6,802,465	60,682	20,487	251,682	136,049	136,049	68,024	272,098	68,024	1,012,084
23	Office Boy	6,384,258	56,949	19,183	236,685	127,886	127,886	63,943	255,772	63,943	952,111
	TOTAL	237.862,293	2.189,888	711,096	8.777,412	4.744,384	3.588,906	1.724,903	7.040,493	1.896,273	31.177,897

** Asumsi rata-rata Gaji/UMP Tahun Ke-5 : 875.000

NO	NAMA JABATAN	BULAN 1				BULAN 2				BULAN 3				BULAN 4				BULAN 5				BULAN 6				BULAN 7				BULAN 8				BULAN 9				BULAN 10				BULAN 11				BULAN 12				TOTAL PHDIR			
		PHD		TK		PHD		TK		PHD		TK		PHD		TK		PHD		TK		PHD		TK		PHD		TK		PHD		TK		PHD		TK		PHD		TK		PHD		TK		PHD		TK		PHD		TK	
1	Doktor Gigi	1,858,290	767,700	1	1,858,290	767,700	1	1,858,290	767,700	1	1,858,290	767,700	1	1,858,290	767,700	1	1,858,290	767,700	1	1,858,290	767,700	1	1,858,290	767,700	1	1,858,290	767,700	1	1,858,290	767,700	1	1,858,290	767,700	1	1,858,290	767,700	1	1,858,290	767,700	1	1,858,290	767,700	1	1,858,290	767,700	1	22,059,477	9,211,600	1	480,000	120,000	1	480,000	120,000	1	480,000	120,000	1	480,000	120,000	1	480,000	120,000	1	480,000	120,000	1	480,000	120,000	1	480,000	120,000	1	480,000	120,000	1	480,000	120,000	1	480,000	120,000	1	480,000	120,000	5,760,000	1,440,000
2	Manager Keuangan	1,806,890	457,668	1	1,806,890	457,668	1	1,806,890	457,668	1	1,806,890	457,668	1	1,806,890	457,668	1	1,806,890	457,668	1	1,806,890	457,668	1	1,806,890	457,668	1	1,806,890	457,668	1	1,806,890	457,668	1	1,806,890	457,668	1	1,806,890	457,668	1	1,806,890	457,668	1	1,806,890	457,668	1	1,806,890	457,668	1	21,682,680	5,492,016	1	480,000	120,000	1	480,000	120,000	1	480,000	120,000	1	480,000	120,000	1	480,000	120,000	1	480,000	120,000	1	480,000	120,000	1	480,000	120,000	1	480,000	120,000	1	480,000	120,000	1	480,000	120,000	5,760,000	1,440,000
3	Manager Pemasaran	1,675,014	490,495	1	1,675,014	490,495	1	1,675,014	490,495	1	1,675,014	490,495	1	1,675,014	490,495	1	1,675,014	490,495	1	1,675,014	490,495	1	1,675,014	490,495	1	1,675,014	490,495	1	1,675,014	490,495	1	1,675,014	490,495	1	1,675,014	490,495	1	1,675,014	490,495	1	1,675,014	490,495	1	1,675,014	490,495	1	20,100,172	5,885,941	1	480,000	120,000	1	480,000	120,000	1	480,000	120,000	1	480,000	120,000	1	480,000	120,000	1	480,000	120,000	1	480,000	120,000	1	480,000	120,000	1	480,000	120,000	1	480,000	120,000	1	480,000	120,000	5,760,000	1,440,000
4	Manager Operasional	1,806,890	457,668	1	1,806,890	457,668	1	1,806,890	457,668	1	1,806,890	457,668	1	1,806,890	457,668	1	1,806,890	457,668	1	1,806,890	457,668	1	1,806,890	457,668	1	1,806,890	457,668	1	1,806,890	457,668	1	1,806,890	457,668	1	1,806,890	457,668	1	1,806,890	457,668	1	1,806,890	457,668	1	1,806,890	457,668	1	21,682,680	5,492,016	1	480,000	120,000	1	480,000	120,000	1	480,000	120,000	1	480,000	120,000	1	480,000	120,000	1	480,000	120,000	1	480,000	120,000	1	480,000	120,000	1	480,000	120,000	1	480,000	120,000	1	480,000	120,000	5,760,000	1,440,000
5	Manager HC & GA	1,806,890	457,668	1	1,806,890	457,668	1	1,806,890	457,668	1	1,806,890	457,668	1	1,806,890	457,668	1	1,806,890	457,668	1	1,806,890	457,668	1	1,806,890	457,668	1	1,806,890	457,668	1	1,806,890	457,668	1	1,806,890	457,668	1	1,806,890	457,668	1	1,806,890	457,668	1	1,806,890	457,668	1	1,806,890	457,668	1	21,682,680	5,492,016	1	480,000	120,000	1	480,000	120,000	1	480,000	120,000	1	480,000	120,000	1	480,000	120,000	1	480,000	120,000	1	480,000	120,000	1	480,000	120,000	1	480,000	120,000	1	480,000	120,000	1	480,000	120,000	5,760,000	1,440,000
6	Staf gajah	537,557	224,484	1	537,557	224,484	1	537,557	224,484	1	537,557	224,484	1	537,557	224,484	1	537,557	224,484	1	537,557	224,484	1	537,557	224,484	1	537,557	224,484	1	537,557	224,484	1	537,557	224,484	1	537,557	224,484	1	537,557	224,484	1	537,557	224,484	1	537,557	224,484	1	6,450,687	2,693,808	1	299,508	74,827	1	299,508	74,827	1	299,508	74,827	1	299,508	74,827	1	299,508	74,827	1	299,508	74,827	1	299,508	74,827	1	299,508	74,827	1	299,508	74,827	1	299,508	74,827	1	299,508	74,827	3,594,096	897,925
7	Staf Keuangan	537,557	224,484	1	537,557	224,484	1	537,557	224,484	1	537,557	224,484	1	537,557	224,484	1	537,557	224,484	1	537,557	224,484	1	537,557	224,484	1	537,557	224,484	1	537,557	224,484	1	537,557	224,484	1	537,557	224,484	1	537,557	224,484	1	537,557	224,484	1	537,557	224,484	1	6,450,687	2,693,808	1	299,508	74,827	1	299,508	74,827	1	299,508	74,827	1	299,508	74,827	1	299,508	74,827	1	299,508	74,827	1	299,508	74,827	1	299,508	74,827	1	299,508	74,827	1	299,508	74,827	3,594,096	897,925
8	Staf Bisnis Development	609,295	245,246	1	609,295	245,246	1	609,295	245,246	1	609,295	245,246	1	609,295	245,246	1	609,295	245,246	1	609,295	245,246	1	609,295	245,246	1	609,295	245,246	1	609,295	245,246	1	609,295	245,246	1	609,295	245,246	1	609,295	245,246	1	609,295	245,246	1	609,295	245,246	1	7,311,540	2,942,956	1	353,727	88,410	1	353,727	88,410	1	353,727	88,410	1	353,727	88,410	1	353,727	88,410	1	353,727	88,410	1	353,727	88,410	1	353,727	88,410	1	353,727	88,410	1	353,727	88,410	4,244,726	1,061,181
9	Staf Digital Permasaran	609,295	245,246	1	609,295	245,246	1	609,295	245,246	1	609,295	245,246	1	609,295	245,246	1	609,295	245,246	1	609,295	245,246	1	609,295	245,246	1	609,295	245,246	1	609,295	245,246	1	609,295	245,246	1	609,295	245,246	1	609,295	245,246	1	609,295	245,246	1	609,295	245,246	1	7,311,540	2,942,956	1	353,727	88,410	1	353,727	88,410	1	353,727	88,410	1	353,727	88,410	1	353,727	88,410	1	353,727	88,410	1	353,727	88,410	1	353,727	88,410	1	353,727	88,410	1	353,727	88,410	4,244,726	1,061,181
10	Staf IT Development	609,295	245,246	1	609,295	245,246	1	609,295	245,246	1	609,295	245,246	1	609,295	245,246	1	609,295	245,246	1	609,295	245,246	1	609,295	245,246	1	609,295	245,246	1	609,295	245,246	1	609,295	245,246	1	609,295	245,246	1	609,295	245,246	1	609,295	245,246	1	609,295	245,246	1	7,311,540	2,942,956	1	353,727	88,410	1	353,727	88,410	1	353,727	88,410	1	353,727	88,410	1	353,727	88,410	1	353,727	88,410	1	353,727	88,410	1	353,727	88,410	1	353,727	88,410	1	353,727	88,410	4,244,726	1,061,181
11	Staf Sumatran	440,927	195,829	1	440,927	195,829	1	440,927	195,829	1	440,927	195,829	1	440,927	195,829	1	440,927	195,829	1	440,927	195,829	1	440,927	195,829	1	440,927	195,829	1	440,927	195,829	1	440,927	195,829	1	440,927	195,829	1	440,927	195,829	1	440,927	195,829	1	440,927	195,829	1	5,291,124	2,349,948	1	255,772	63,943	1	255,772	63,943	1	255,772	63,943	1	255,772	63,943	1	255,772	63,943	1	255,772	63,943	1	255,772	63,943	1	255,772	63,943	1	255,772	63,943	1	255,772	63,943	3,069,270	767,316
12	Staf Devon & Mollifan	609,295	245,246	1	609,295	245,246	1	609,295	245,246	1	609,295	245,246	1	609,295	245,246	1	609,295	245,246	1	609,295	245,246	1	609,295	245,246	1	609,295	245,246	1	609,295	245,246	1	609,295	245,246	1	609,295	245,246	1	609,295	245,246	1	609,295	245,246	1	609,295	245,246	1	7,311,540	2,942,956	1	353,727	88,410	1	353,727	88,410	1	353,727	88,410	1	353,727	88,410	1	353,727	88,410	1	353,727	88,410	1	353,727	88,410	1	353,727	88,410	1	353,727	88,410	1	353,727	88,410	4,244,726	1,061,181
13	Ass. Devon & Mollifan	1,202,856	959,145	1	1,202,856	447,001	1	1,202,856	959,145	1	1,202,856	959,145	1	1,202,856	959,145	1	1,202,856	959,145	1	1,202,856	959,145	1	1,202,856	959,145	1	1,202,856	959,145	1	1,202,856	959,145	1	1,202,856	959,145	1	1,202,856	959,145	1	1,202,856	959,145	1	1,202,856	959,145	1	1,202,856	959,145	1	14,435,271	11,506,209	1	1,174,860	319,710	1	1,174,860	319,710	1	1,174,860	319,710	1	1,174,860	319,710	1	1,174,860	319,710	1	1,174,860	319,710	1	1,174,860	319,710	1	1,174,860	319,710	1	1,174,860	319,710	1	1,174,860	319,710	1	1,174,860	319,710	14,098,320	3,836,520
14	Staf Trolley	481,154	383,658	2	481,154	293,772	2	481,154	383,658	2	481,154	383,658	2	481,154	383,658	2	481,154	383,658	2	481,154	383,658	2	481,154	383,658	2	481,154	383,658	2	481,154	383,658	2	481,154	383,658	2	481,154	383,658	2	481,154	383,658	2	481,154	383,658	2	481,154	383,658	2	5,773,851	4,470,009	2	511,546	127,886	2	511,546	127,886	2	511,546	127,886	2	511,546	127,886	2	511,546	127,886	2	511,546	127,886	2	511,546	127,886	2	511,546	127,886	2	511,546	127,886	2	511,546	127,886	2	511,546	127,886	6,138,556	1,534,632
15	Staf Sortir	440,927	195,829	1	440,927	195,829	1	440,927	195,829	1	440,927	195,829	1	440,927	195,829	1	440,927	195,829	1	440,927	195,829	1	440,927	195,829	1	440,927	195,829	1	440,927	195,829	1	440,927	195,829	1	440,927	195,829	1	440,927	195,829	1	440,927	195,829	1	440,927	195,829	1	5,291,124	2,349,948	1	255,772	63,943	1	255,772	63,943	1	255,772	63,943	1	255,772	63,943	1	255,772	63,943	1	255,772	63,943	1	255,772	63,943	1	255,772	63,943	1	255,772	63,943	1	255,772	63,943	3,069,270	767,316
16	Staf Quality Control	489,688	204,075	1	489,688	204,075	1	489,688	204,075	1	489,688	204,075	1	489,688	204,075	1	489,688	204,075	1	489,688	204,075	1	489,688	204,075	1	489,688	204,075	1	489,688	204,075	1	489,688	204,075	1	489,688	204,075	1	489,688	204,075	1	489,688	204,075	1	489,688	204,075	1	5,872,257	2,448,897	1	272,098	68,024	1	272,098	68,024	1	272,098	68,024	1	272,098	68,024	1	272,098	68,024	1	272,098	68,024	1	272,098	68,024	1	272,098	68,024	1	272,098	68,024	1	272,098	68,024	3,265,175	816,293
17	Maintenance Asset Integrit	493,110	214,277	1	493,110	214,277	1	493,110	214,277	1	493,110	214,277	1	493,110	214,277	1	493,110	214,277	1	493,110	214,277	1	493,110	214,277	1	493,110	214,277	1	493,110	214,277	1	493,110	214,277	1	493,110	214,277	1	493,110	214,277	1	493,110	214,277	1	493,110	214,277	1	5,917,317	2,571,327	1	596,248	258,554	1	596,248	258,554	1	596,248	258,554	1	596,248	258,554	1	596,248	258,554	1	596,248	258,554	1	596,248	258,554	1	596,248	258,554	1	596,248	258,554	1	596,248	258,554	7,154,983	3,102,651	1	285,700	71,426	1	285,700	71,426	1	285,700	71,426	1	285,700	71,426	1	285,700	71,426	1	285,700	71,426	1	285,700	71,426	1	285,700	71,426	1	285,700	71,426	1	285,700	71,426	1	285,700	71,426	3,428,400	856,712
18	Staf Pengadaan	489,688	204,075	1	489,688	204,075	1	489,688	204,075	1	489,688	204,075	1	489,688	204,075	1	489,688	204,075	1	489,688	204,075	1	489,688	204,075	1	489,688	204,075	1	489,688	204,075	1	489,688	204,075	1	489,688	204,075	1	489,688	204,075	1	489,688	204,075	1	489,688	204,075	1	5,872,257	2,448,897	1	272,098	68,024	1	272,098	68,024	1	272,098	68,024	1	272,098	68,024	1	272,098	68,024	1	272,098	68,024	1	272,098	68,024	1	272,098	68,024	1	272,098	68,024	1	272,098	68,024	3,265,176	816,293
19	HSE and Compliance	537,557	224,484	1	537,557	224,484	1	537,557	224,484	1	537,557	224,484	1	537,557	224,484	1	537,557	224,484	1	537,557	224,484	1	537,557	224,484	1	537,557	224,484	1	537,557	224,484	1	537,557	224,484	1	537,557	224,484	1	537,557	224,484	1	537,557	224,484	1	537,557	224,484	1	6,450,687	2,693,808	1	299,508	74,827	1	299,508	74,827	1	299,508	74,827	1	299,508	74,827	1	299,508	74,827	1	299,508	74,827	1	299,508	74,827	1	299,508	74,827	1	299,508	74,827	1	299,508	74,827	3,594,096	897,925
20	Staf Recruitment and Assessment	489,688	204,075	1	489,688	204,075	1	489,688	204,075	1	489,688	204,075	1	489,688	204,075	1	489,688	204,075	1	489,688	204,075	1	489,688	204,075	1	489,688	204,075	1	489,688	204,075	1	489,688	204,075	1	489,688	204,075	1	489,688	204,075	1	489,688	204,075	1	489,688	204,075	1	5,872,257	2,448,897	1	272,098	68,024	1	272,098	68,024	1	272,098	68,024	1	272,098	68,024	1	272,098	68,024	1	272,098	68,024	1	272,098	68,024	1	272,098	68,024	1	272,098	68,024	1	272,098	68,024	3,265,176	816,293
21	Staf Kesejahteraan dan Legalitas	512,416	243,888	1	512,416	243,888	1	512,416	243,888	1	512,416	243,888	1	512,416	243,888	1	512,416	243,888	1	512,416	243,888	1	512,416	243,888	1	512,416	243,888	1	512,416	243,888	1	512,416	243,888	1	512,416	243,888	1	512,416	243,888	1	512,416	243,888	1	512,416	243,888	1	6,148,114	2,926,658	1	326,537	81,634	1	326,537	81,634	1	326,537	81,634	1	326,537	81,634	1	326,537	81,634	1	326,537	81,634	1	326,537	81,634	1	326,537	81,634	1	326,537	81,634	1	326,537	81,634	3,918,248	979,553
22	Staf Pendidikan dan pengembangan	489,688	204,075	1	489,688	204,075	1	489,688	204,075	1	489,688	204,075	1	489,688	204,075	1	489,688	204,075	1	489,688	204,075	1	489,688	204,075	1	489,688	204,075	1	489,688	204,075	1	489,688	204,075	1	489,688	204,075	1	489,688	204,075	1	489,688	204,075	1	489,688	204,075	1	5,872,257	2,448,897	1	272,098	68,024	1	272,098	68,024	1	272,098	68,024	1	272,098	68,024	1	272,098	68,024	1	272,098	68,024	1	272,098	68,024	1	272,098	68,024	1	272,098	68,024	1	272,098	68,024	3,265,176	816,293
23	Office Boy	440,927	195,829	1	440,927	195,829	1	440,927	195,829	1	440,927	195,829	1	440,927	195,829	1	440,927	195,829	1	440,927	195,829	1	440,927	195,829	1	440,927	195,829	1	440,927	195,829	1	440,927	195,829	1	440,927	195,829	1	440,927	195,829	1	440,927	195,829	1	440,927	195,829	1	5,291,124	2,349,948	1	255,772	63,943	1	255,772	63,943	1	255,772	63,943	1	255,772	63,943	1	255,772	63,943	1	255,772	63,943	1	255,772	63,943	1	255,772	63,943	1	255,772	63,943	1	255,772	63,943	3,069,270	767,316
	TOTAL	7,226,363	3,210,900	23	10,024,263	5,766,400	23	7,465,363	7,054,425	23	7,465,363	7,054,425	23	7,465,363	7,054,425	23	7,465,363	7,054,425	23	7,465,363	7,054,425	23	7,465,363	7,054,425	23	7,465,363	7,054,425	23	7,465,363	7,054,425	23	7,465,363	7,054,425	23	7,465,363	7,054,425	23	7,465,363	7,054,425	23	7,465,363	7,054,425	23	7,465,363	7,054,425	23	89,584,356	84,652,100	23	3,270,272	1,417,862	23	3,270,272	1,417,862	23	3,270,272	1,417,862	23	3,270,272	1,417,862	23	3,270,272	1,417,862	23	3,270,272	1,417,862	23	3,270,272	1,417,862	23	3,270,272	1,417,862	23	3,270,272	1,417,862	23	3,270,272	1,417,862	39,243,264	17,013,146

LAMPIRAN BAB 8

Lampiran 8.1

Sumber: Penulis, 2022

Tabel 10.28: Tabel Penyusutan Aktiva Tahun ke 1

JENIS ASET	UNIT	TAHUN PEMBELIAN	BULAN PEMBELIAN	HARGA PEROLEHA	KELOMPOK	%	Penyusutan Tahun 1												
							1	2	3	4	5	6	7	8	9	10	11	12	Total
Pembelian	3,000	5	1	**12,000,000,000**	Tanah & Bangunan	5%													-
Biaya Renovasi	1	5	1	**229,000,000**	Tanah & Bangunan	5%													-
Komputer	1	1	1	**15,000,000**	I	25%	312,500	312,500	312,500	312,500	312,500	312,500	312,500	312,500	312,500	312,500	312,500	312,500	3,750,000
Komputer	15	1	1	**90,000,000**	I	25%	1,875,000	1,875,000	1,875,000	1,875,000	1,875,000	1,875,000	1,875,000	1,875,000	1,875,000	1,875,000	1,875,000	1,875,000	22,500,000
Laptop Lenovo	5	1	1	**35,000,000**	I	25%	729,167	729,167	729,167	729,167	729,167	729,167	729,167	729,167	729,167	729,167	729,167	729,167	8,750,000
Epson Printer	5	1	1	**27,000,000**	I	25%	562,500	562,500	562,500	562,500	562,500	562,500	562,500	562,500	562,500	562,500	562,500	562,500	6,750,000
CCTV	3	1	1	**3,600,000**	I	25%	75,000	75,000	75,000	75,000	75,000	75,000	75,000	75,000	75,000	75,000	75,000	75,000	900,000
Meja Kantor	25	1	1	**22,500,000**	I	25%	468,750	468,750	468,750	468,750	468,750	468,750	468,750	468,750	468,750	468,750	468,750	468,750	5,625,000
Kursi Kantor	20	1	1	**8,000,000**	I	25%	166,667	166,667	166,667	166,667	166,667	166,667	166,667	166,667	166,667	166,667	166,667	166,667	2,000,000
Meja Panjang	1	1	1	**3,000,000**	I	25%	62,500	62,500	62,500	62,500	62,500	62,500	62,500	62,500	62,500	62,500	62,500	62,500	750,000
Lemari Arsip	1	1	1	**1,600,000**	I	25%	33,333	33,333	33,333	33,333	33,333	33,333	33,333	33,333	33,333	33,333	33,333	33,333	400,000
Proyektor	1	1	1	**5,000,000**	I	25%	104,167	104,167	104,167	104,167	104,167	104,167	104,167	104,167	104,167	104,167	104,167	104,167	1,250,000
Mesin Gerinda	1	1	1	**400,000**	I	25%	8,333	8,333	8,333	8,333	8,333	8,333	8,333	8,333	8,333	8,333	8,333	8,333	100,000
Komputer	1	1	10	**15,000,000**	I	25%										312,500	312,500	312,500	937,500
Laptop Lenovo	3	1	10	**21,000,000**	I	25%										437,500	437,500	437,500	1,312,500
Meja Kantor	5	1	10	**4,500,000**	I	25%										93,750	93,750	93,750	281,250
Kursi Kantor	5	1	10	**2,000,000**	I	25%										41,667	41,667	41,667	125,000
Lemari Arsip	1	1	10	**1,600,000**	I	25%										33,333	33,333	33,333	100,000
Mesin Gerinda	2	1	10	**800,000**	I	25%										16,667	16,667	16,667	50,000
Meja Kantor	4	1	11	**3,600,000**	I	25%											75,000	75,000	150,000
Kursi Kantor	4	1	11	**1,600,000**	I	25%											33,333	33,333	66,667
Mesin Gerinda	2	1	11	**800,000**	I	25%											16,667	16,667	33,333
Meja Kantor	3	1	12	**2,700,000**	I	25%												56,250	56,250
Kursi Kantor	3	1	12	**1,200,000**	I	25%												25,000	25,000
Komputer	1	2	10	**15,750,000**	I	25%													-
Laptop	1	3	1	**7,700,000**	I	25%													-
Meja Kantor	2	3	2	**1,980,000**	I	25%													-
Kursi Kantor	2	3	2	**880,000**	I	25%													-
Komputer	5	3	9	**33,000,000**	I	25%													-
Meja Kantor	5	3	10	**4,950,000**	I	25%													-
Kursi Kantor	5	3	10	**2,200,000**	I	25%													-
Komputer	3	3	10	**19,800,000**	I	25%													-
Meja Kantor	5	3	11	**4,950,000**	I	25%													-
Kursi Kantor	5	3	11	**2,200,000**	I	25%													-
Laptop	1	3	11	**7,700,000**	I	25%													-
Meja Kantor	5	3	12	**4,950,000**	I	25%													-
Kursi Kantor	3	3	12	**1,320,000**	I	25%													-
Laptop	1	3	12	**7,700,000**	I	25%													-
Komputer	1	5	2	**7,200,000**	I	25%													-
Komputer	2	5	10	**14,400,000**	I	25%													-
Komputer	1	5	10	**18,000,000**	I	25%													-
Komputer	1	5	12	**7,200,000**	I	25%													-
Mesin Las CUT	1	1	1	**11,000,000**	II	12.5%	114,583	114,583	114,583	114,583	114,583	114,583	114,583	114,583	114,583	114,583	114,583	114,583	1,375,000
Mesin Injeksi	1	1	1	**11,000,000**	II	12.5%	114,583	114,583	114,583	114,583	114,583	114,583	114,583	114,583	114,583	114,583	114,583	114,583	1,375,000
Mesin Painting	1	1	1	**8,000,000**	II	12.5%	83,333	83,333	83,333	83,333	83,333	83,333	83,333	83,333	83,333	83,333	83,333	83,333	1,000,000
Mobil Pick-Up	1	1	1	**160,000,000**	II	12.5%	1,666,667	1,666,667	1,666,667	1,666,667	1,666,667	1,666,667	1,666,667	1,666,667	1,666,667	1,666,667	1,666,667	1,666,667	20,000,000
Trailer Hino	2	1	1	**2,600,000,000**	II	12.5%	27,083,333	27,083,333	27,083,333	27,083,333	27,083,333	27,083,333	27,083,333	27,083,333	27,083,333	27,083,333	27,083,333	27,083,333	325,000,000
Mesin Las CUT	2	1	10	**22,000,000**	II	12.5%										229,167	229,167	229,167	687,500
Mesin Injeksi	2	1	10	**22,000,000**	II	12.5%										229,167	229,167	229,167	687,500
Mesin Painting	1	1	10	**8,000,000**	II	12.5%										83,333	83,333	83,333	250,000
Mesin Las CUT	1	1	11	**11,000,000**	II	12.5%											114,583	114,583	229,167
Mesin Injeksi	1	1	11	**11,000,000**	II	12.5%											114,583	114,583	229,167
Mesin Injeksi	1	3	10	**12,100,000**	II	12.5%													-
Trailer Isuzu	2	3	10	**2,000,000,000**	II	12.5%													-
Mesin Painting	1	3	11	**8,800,000**	II	12.5%													-
	Total			**17,541,680,000**			**33,460,417**	**33,460,417**	**33,460,417**	**33,460,417**	**33,460,417**	**33,460,417**	**33,460,417**	**33,460,417**	**33,460,417**	**34,937,500**	**35,291,667**	**35,372,917**	**406,745,833**

Tabel 10.29: Tabel Penyusutan Aktiva Tahun ke 2

JENIS ASET	UNIT	TAHUN PEMBELIAN	BULAN PEMBELIAN	HARGA PEROLEHAN	KELOMPOK	%	Penyusutan Tahun	Penyusutan Tahun 2													Penyusutan Tahun
							Total	1	2	3	4	5	6	7	8	9	10	11	12	Total	Total
Pembelian	3,000	5	1	**12,000,000,000**	Tanah & Bangunan	5%	-													-	-
Biaya Renovasi	1	5	1	**229,000,000**	Tanah & Bangunan	5%	-													-	-
Komputer	1	1	1	**15,000,000**	I	25%	3,750,000	312,500	312,500	312,500	312,500	312,500	312,500	312,500	312,500	312,500	312,500	312,500	312,500	3,750,000	3,750,000
Komputer	15	1	1	**90,000,000**	I	25%	22,500,000	1,875,000	1,875,000	1,875,000	1,875,000	1,875,000	1,875,000	1,875,000	1,875,000	1,875,000	1,875,000	1,875,000	1,875,000	22,500,000	22,500,000
Laptop Lenovo	5	1	1	**35,000,000**	I	25%	8,750,000	729,167	729,167	729,167	729,167	729,167	729,167	729,167	729,167	729,167	729,167	729,167	729,167	8,750,000	8,750,000
Epson Printer	5	1	1	**27,000,000**	I	25%	6,750,000	562,500	562,500	562,500	562,500	562,500	562,500	562,500	562,500	562,500	562,500	562,500	562,500	6,750,000	6,750,000
CCTV	3	1	1	**3,600,000**	I	25%	900,000	75,000	75,000	75,000	75,000	75,000	75,000	75,000	75,000	75,000	75,000	75,000	75,000	900,000	900,000
Meja Kantor	25	1	1	**22,500,000**	I	25%	5,625,000	468,750	468,750	468,750	468,750	468,750	468,750	468,750	468,750	468,750	468,750	468,750	468,750	5,625,000	5,625,000
Kursi Kantor	20	1	1	**8,000,000**	I	25%	2,000,000	166,667	166,667	166,667	166,667	166,667	166,667	166,667	166,667	166,667	166,667	166,667	166,667	2,000,000	2,000,000
Meja Panjang	1	1	1	**3,000,000**	I	25%	750,000	62,500	62,500	62,500	62,500	62,500	62,500	62,500	62,500	62,500	62,500	62,500	62,500	750,000	750,000
Lemari Arsip	1	1	1	**1,600,000**	I	25%	400,000	33,333	33,333	33,333	33,333	33,333	33,333	33,333	33,333	33,333	33,333	33,333	33,333	400,000	400,000
Proyektor	1	1	1	**5,000,000**	I	25%	1,250,000	104,167	104,167	104,167	104,167	104,167	104,167	104,167	104,167	104,167	104,167	104,167	104,167	1,250,000	1,250,000
Mesin Gerinda	1	1	1	**400,000**	I	25%	100,000	8,333	8,333	8,333	8,333	8,333	8,333	8,333	8,333	8,333	8,333	8,333	8,333	100,000	100,000
Komputer	1	1	10	**15,000,000**	I	25%	937,500	312,500	312,500	312,500	312,500	312,500	312,500	312,500	312,500	312,500	312,500	312,500	312,500	3,750,000	3,750,000
Laptop Lenovo	3	1	10	**21,000,000**	I	25%	1,312,500	437,500	437,500	437,500	437,500	437,500	437,500	437,500	437,500	437,500	437,500	437,500	437,500	5,250,000	5,250,000
Meja Kantor	5	1	10	**4,500,000**	I	25%	281,250	93,750	93,750	93,750	93,750	93,750	93,750	93,750	93,750	93,750	93,750	93,750	93,750	1,125,000	1,125,000
Kursi Kantor	5	1	10	**2,000,000**	I	25%	125,000	41,667	41,667	41,667	41,667	41,667	41,667	41,667	41,667	41,667	41,667	41,667	41,667	500,000	500,000
Lemari Arsip	1	1	10	**1,600,000**	I	25%	100,000	33,333	33,333	33,333	33,333	33,333	33,333	33,333	33,333	33,333	33,333	33,333	33,333	400,000	400,000
Mesin Gerinda	2	1	10	**800,000**	I	25%	50,000	16,667	16,667	16,667	16,667	16,667	16,667	16,667	16,667	16,667	16,667	16,667	16,667	200,000	200,000
Meja Kantor	4	1	11	**3,600,000**	I	25%	150,000	75,000	75,000	75,000	75,000	75,000	75,000	75,000	75,000	75,000	75,000	75,000	75,000	900,000	900,000
Kursi Kantor	4	1	11	**1,600,000**	I	25%	66,667	33,333	33,333	33,333	33,333	33,333	33,333	33,333	33,333	33,333	33,333	33,333	33,333	400,000	400,000
Mesin Gerinda	2	1	11	**800,000**	I	25%	33,333	16,667	16,667	16,667	16,667	16,667	16,667	16,667	16,667	16,667	16,667	16,667	16,667	200,000	200,000
Meja Kantor	3	1	12	**2,700,000**	I	25%	56,250	56,250	56,250	56,250	56,250	56,250	56,250	56,250	56,250	56,250	56,250	56,250	56,250	675,000	675,000
Kursi Kantor	3	1	12	**1,200,000**	I	25%	25,000	25,000	25,000	25,000	25,000	25,000	25,000	25,000	25,000	25,000	25,000	25,000	25,000	300,000	300,000
Komputer	1	2	10	**15,750,000**	I	25%	-										328,125	328,125	328,125	984,375	3,937,500
Laptop	1	3	1	**7,700,000**	I	25%	-													-	1,925,000
Meja Kantor	2	3	2	**1,980,000**	I	25%	-													-	453,750
Kursi Kantor	2	3	2	**880,000**	I	25%	-													-	201,667
Komputer	5	3	9	**33,000,000**	I	25%	-													-	2,750,000
Meja Kantor	5	3	10	**4,950,000**	I	25%	-													-	309,375
Kursi Kantor	5	3	10	**2,200,000**	I	25%	-													-	137,500
Komputer	3	3	10	**19,800,000**	I	25%	-													-	1,237,500
Meja Kantor	5	3	11	**4,950,000**	I	25%	-													-	206,250
Kursi Kantor	5	3	11	**2,200,000**	I	25%	-													-	91,667
Laptop	1	3	11	**7,700,000**	I	25%	-													-	320,833
Meja Kantor	5	3	12	**4,950,000**	I	25%	-													-	103,125
Kursi Kantor	3	3	12	**1,320,000**	I	25%	-													-	27,500
Laptop	1	3	12	**7,700,000**	I	25%	-													-	160,417
Komputer	1	5	2	**7,200,000**	I	25%	-													-	-
Komputer	2	5	10	**14,400,000**	I	25%	-													-	-
Komputer	1	5	10	**18,000,000**	I	25%	-													-	-
Komputer	1	5	12	**7,200,000**	I	25%	-													-	-
Mesin Las CUT	1	1	1	**11,000,000**	II	12.5%	1,375,000	114,583	114,583	114,583	114,583	114,583	114,583	114,583	114,583	114,583	114,583	114,583	114,583	1,375,000	1,375,000
Mesin Injeksi	1	1	1	**11,000,000**	II	12.5%	1,375,000	114,583	114,583	114,583	114,583	114,583	114,583	114,583	114,583	114,583	114,583	114,583	114,583	1,375,000	1,375,000
Mesin Painting	1	1	1	**8,000,000**	II	12.5%	1,000,000	83,333	83,333	83,333	83,333	83,333	83,333	83,333	83,333	83,333	83,333	83,333	83,333	1,000,000	1,000,000
Mobil Pick-Up	1	1	1	**160,000,000**	II	12.5%	20,000,000	1,666,667	1,666,667	1,666,667	1,666,667	1,666,667	1,666,667	1,666,667	1,666,667	1,666,667	1,666,667	1,666,667	1,666,667	20,000,000	20,000,000
Trailer Hino	2	1	1	**2,600,000,000**	II	12.5%	325,000,000	27,083,333	27,083,333	27,083,333	27,083,333	27,083,333	27,083,333	27,083,333	27,083,333	27,083,333	27,083,333	27,083,333	27,083,333	325,000,000	325,000,000
Mesin Las CUT	2	1	10	**22,000,000**	II	12.5%	687,500	229,167	229,167	229,167	229,167	229,167	229,167	229,167	229,167	229,167	229,167	229,167	229,167	2,750,000	2,750,000
Mesin Injeksi	2	1	10	**22,000,000**	II	12.5%	687,500	229,167	229,167	229,167	229,167	229,167	229,167	229,167	229,167	229,167	229,167	229,167	229,167	2,750,000	2,750,000
Mesin Painting	1	1	10	**8,000,000**	II	12.5%	250,000	83,333	83,333	83,333	83,333	83,333	83,333	83,333	83,333	83,333	83,333	83,333	83,333	1,000,000	1,000,000
Mesin Las CUT	1	1	11	**11,000,000**	II	12.5%	229,167	114,583	114,583	114,583	114,583	114,583	114,583	114,583	114,583	114,583	114,583	114,583	114,583	1,375,000	1,375,000
Mesin Injeksi	1	1	11	**11,000,000**	II	12.5%	229,167	114,583	114,583	114,583	114,583	114,583	114,583	114,583	114,583	114,583	114,583	114,583	114,583	1,375,000	1,375,000
Mesin Injeksi	1	3	10	**12,100,000**	II	12.5%	-													-	378,125
Trailer Isuzu	2	3	10	**2,000,000,000**	II	12.5%	-													-	62,500,000
Mesin Painting	1	3	11	**8,800,000**	II	12.5%	-													-	183,333
Total				**17,541,680,000**			**406,745,833**	**35,372,917**	**35,372,917**	**35,372,917**	**35,372,917**	**35,372,917**	**35,372,917**	**35,372,917**	**35,372,917**	**35,372,917**	**35,701,042**	**35,701,042**	**35,701,042**	**425,459,375**	**499,398,542**

Tabel 10.30: Tabel Penyusutan Aktiva Tahun ke 3

JENIS ASET	UNIT	TAHUN PEMBELIAN	BULAN PEMBELIAN	HARGA PEROLEHAN	KELOMPOK	%	Penyusutan Tahun	Penyusutan Tahun	Penyusutan Tahun 3												
							Total	Total	1	2	3	4	5	6	7	8	9	10	11	12	Total
Pembelian	3,000	5	1	**12,000,000,000**	Tanah & Bangunan	5%	-	-													-
Biaya Renovasi	1	5	1	**229,000,000**	Tanah & Bangunan	5%	-	-													-
Komputer	1	1	1	**15,000,000**	I	25%	3,750,000	3,750,000	312,500	312,500	312,500	312,500	312,500	312,500	312,500	312,500	312,500	312,500	312,500	312,500	3,750,000
Komputer	15	1	1	**90,000,000**	I	25%	22,500,000	22,500,000	1,875,000	1,875,000	1,875,000	1,875,000	1,875,000	1,875,000	1,875,000	1,875,000	1,875,000	1,875,000	1,875,000	1,875,000	22,500,000
Laptop Lenovo	5	1	1	**35,000,000**	I	25%	8,750,000	8,750,000	729,167	729,167	729,167	729,167	729,167	729,167	729,167	729,167	729,167	729,167	729,167	729,167	8,750,000
Epson Printer	5	1	1	**27,000,000**	I	25%	6,750,000	6,750,000	562,500	562,500	562,500	562,500	562,500	562,500	562,500	562,500	562,500	562,500	562,500	562,500	6,750,000
CCTV	3	1	1	**3,600,000**	I	25%	900,000	900,000	75,000	75,000	75,000	75,000	75,000	75,000	75,000	75,000	75,000	75,000	75,000	75,000	900,000
Meja Kantor	25	1	1	**22,500,000**	I	25%	5,625,000	5,625,000	468,750	468,750	468,750	468,750	468,750	468,750	468,750	468,750	468,750	468,750	468,750	468,750	5,625,000
Kursi Kantor	20	1	1	**8,000,000**	I	25%	2,000,000	2,000,000	166,667	166,667	166,667	166,667	166,667	166,667	166,667	166,667	166,667	166,667	166,667	166,667	2,000,000
Meja Panjang	1	1	1	**3,000,000**	I	25%	750,000	750,000	62,500	62,500	62,500	62,500	62,500	62,500	62,500	62,500	62,500	62,500	62,500	62,500	750,000
Lemari Arsip	1	1	1	**1,600,000**	I	25%	400,000	400,000	33,333	33,333	33,333	33,333	33,333	33,333	33,333	33,333	33,333	33,333	33,333	33,333	400,000
Proyektor	1	1	1	**5,000,000**	I	25%	1,250,000	1,250,000	104,167	104,167	104,167	104,167	104,167	104,167	104,167	104,167	104,167	104,167	104,167	104,167	1,250,000
Mesin Gerinda	1	1	1	**400,000**	I	25%	100,000	100,000	8,333	8,333	8,333	8,333	8,333	8,333	8,333	8,333	8,333	8,333	8,333	8,333	100,000
Komputer	1	1	10	**15,000,000**	I	25%	937,500	3,750,000	312,500	312,500	312,500	312,500	312,500	312,500	312,500	312,500	312,500	312,500	312,500	312,500	3,750,000
Laptop Lenovo	3	1	10	**21,000,000**	I	25%	1,312,500	5,250,000	437,500	437,500	437,500	437,500	437,500	437,500	437,500	437,500	437,500	437,500	437,500	437,500	5,250,000
Meja Kantor	5	1	10	**4,500,000**	I	25%	281,250	1,125,000	93,750	93,750	93,750	93,750	93,750	93,750	93,750	93,750	93,750	93,750	93,750	93,750	1,125,000
Kursi Kantor	5	1	10	**2,000,000**	I	25%	125,000	500,000	41,667	41,667	41,667	41,667	41,667	41,667	41,667	41,667	41,667	41,667	41,667	41,667	500,000
Lemari Arsip	1	1	10	**1,600,000**	I	25%	100,000	400,000	33,333	33,333	33,333	33,333	33,333	33,333	33,333	33,333	33,333	33,333	33,333	33,333	400,000
Mesin Gerinda	2	1	10	**800,000**	I	25%	50,000	200,000	16,667	16,667	16,667	16,667	16,667	16,667	16,667	16,667	16,667	16,667	16,667	16,667	200,000
Meja Kantor	4	1	11	**3,600,000**	I	25%	150,000	900,000	75,000	75,000	75,000	75,000	75,000	75,000	75,000	75,000	75,000	75,000	75,000	75,000	900,000
Kursi Kantor	4	1	11	**1,600,000**	I	25%	66,667	400,000	33,333	33,333	33,333	33,333	33,333	33,333	33,333	33,333	33,333	33,333	33,333	33,333	400,000
Mesin Gerinda	2	1	11	**800,000**	I	25%	33,333	200,000	16,667	16,667	16,667	16,667	16,667	16,667	16,667	16,667	16,667	16,667	16,667	16,667	200,000
Meja Kantor	3	1	12	**2,700,000**	I	25%	56,250	675,000	56,250	56,250	56,250	56,250	56,250	56,250	56,250	56,250	56,250	56,250	56,250	56,250	675,000
Kursi Kantor	3	1	12	**1,200,000**	I	25%	25,000	300,000	25,000	25,000	25,000	25,000	25,000	25,000	25,000	25,000	25,000	25,000	25,000	25,000	300,000
Komputer	1	2	10	**15,750,000**	I	25%	-	984,375	328,125	328,125	328,125	328,125	328,125	328,125	328,125	328,125	328,125	328,125	328,125	328,125	3,937,500
Laptop	1	3	1	**7,700,000**	I	25%	-	-	160,417	160,417	160,417	160,417	160,417	160,417	160,417	160,417	160,417	160,417	160,417	160,417	1,925,000
Meja Kantor	2	3	2	**1,980,000**	I	25%	-	-		41,250	41,250	41,250	41,250	41,250	41,250	41,250	41,250	41,250	41,250	41,250	453,750
Kursi Kantor	2	3	2	**880,000**	I	25%	-	-		18,333	18,333	18,333	18,333	18,333	18,333	18,333	18,333	18,333	18,333	18,333	201,667
Komputer	5	3	9	**33,000,000**	I	25%	-	-									687,500	687,500	687,500	687,500	2,750,000
Meja Kantor	5	3	10	**4,950,000**	I	25%	-	-										103,125	103,125	103,125	309,375
Kursi Kantor	5	3	10	**2,200,000**	I	25%	-	-										45,833	45,833	45,833	137,500
Komputer	3	3	10	**19,800,000**	I	25%	-	-										412,500	412,500	412,500	1,237,500
Meja Kantor	5	3	11	**4,950,000**	I	25%	-	-											103,125	103,125	206,250
Kursi Kantor	5	3	11	**2,200,000**	I	25%	-	-											45,833	45,833	91,667
Laptop	1	3	11	**7,700,000**	I	25%	-	-											160,417	160,417	320,833
Meja Kantor	5	3	12	**4,950,000**	I	25%	-	-												103,125	103,125
Kursi Kantor	3	3	12	**1,320,000**	I	25%	-	-												27,500	27,500
Laptop	1	3	12	**7,700,000**	I	25%	-	-												160,417	160,417
Komputer	1	5	2	**7,200,000**	I	25%	-	-													-
Komputer	2	5	10	**14,400,000**	I	25%	-	-													-
Komputer	1	5	10	**18,000,000**	I	25%	-	-													-
Komputer	1	5	12	**7,200,000**	I	25%	-	-													-
Mesin Las CUT	1	1	1	**11,000,000**	II	12.5%	1,375,000	1,375,000	114,583	114,583	114,583	114,583	114,583	114,583	114,583	114,583	114,583	114,583	114,583	114,583	1,375,000
Mesin Injeksi	1	1	1	**11,000,000**	II	12.5%	1,375,000	1,375,000	114,583	114,583	114,583	114,583	114,583	114,583	114,583	114,583	114,583	114,583	114,583	114,583	1,375,000
Mesin Painting	1	1	1	**8,000,000**	II	12.5%	1,000,000	1,000,000	83,333	83,333	83,333	83,333	83,333	83,333	83,333	83,333	83,333	83,333	83,333	83,333	1,000,000
Mobil Pick-Up	1	1	1	**160,000,000**	II	12.5%	20,000,000	20,000,000	1,666,667	1,666,667	1,666,667	1,666,667	1,666,667	1,666,667	1,666,667	1,666,667	1,666,667	1,666,667	1,666,667	1,666,667	20,000,000
Trailer Hino	2	1	1	**2,600,000,000**	II	12.5%	325,000,000	325,000,000	27,083,333	27,083,333	27,083,333	27,083,333	27,083,333	27,083,333	27,083,333	27,083,333	27,083,333	27,083,333	27,083,333	27,083,333	325,000,000
Mesin Las CUT	2	1	10	**22,000,000**	II	12.5%	687,500	2,750,000	229,167	229,167	229,167	229,167	229,167	229,167	229,167	229,167	229,167	229,167	229,167	229,167	2,750,000
Mesin Injeksi	2	1	10	**22,000,000**	II	12.5%	687,500	2,750,000	229,167	229,167	229,167	229,167	229,167	229,167	229,167	229,167	229,167	229,167	229,167	229,167	2,750,000
Mesin Painting	1	1	10	**8,000,000**	II	12.5%	250,000	1,000,000	83,333	83,333	83,333	83,333	83,333	83,333	83,333	83,333	83,333	83,333	83,333	83,333	1,000,000
Mesin Las CUT	1	1	11	**11,000,000**	II	12.5%	229,167	1,375,000	114,583	114,583	114,583	114,583	114,583	114,583	114,583	114,583	114,583	114,583	114,583	114,583	1,375,000
Mesin Injeksi	1	1	11	**11,000,000**	II	12.5%	229,167	1,375,000	114,583	114,583	114,583	114,583	114,583	114,583	114,583	114,583	114,583	114,583	114,583	114,583	1,375,000
Mesin Injeksi	1	3	10	**12,100,000**	II	12.5%	-	-										126,042	126,042	126,042	378,125
Trailer Isuzu	2	3	10	**2,000,000,000**	II	12.5%	-	-										20,833,333	20,833,333	20,833,333	62,500,000
Mesin Painting	1	3	11	**8,800,000**	II	12.5%	-	-											91,667	91,667	183,333
Total				**17,541,680,000**			**406,745,833**	**425,459,375**	**35,861,458**	**35,921,042**	**35,921,042**	**35,921,042**	**35,921,042**	**35,921,042**	**35,921,042**	**35,921,042**	**36,608,542**	**58,129,375**	**58,530,417**	**58,821,458**	**499,398,542**

Tabel 10.31: Tabel Penyusutan Aktiva Tahun ke 4

JENIS ASET	UNIT	TAHUN PEMBELIAN	BULAN PEMBELIAN	HARGA PEROLEHAN	KELOMPOK	%	Penyusutan Tahun	Penyusutan Tahun	Penyusutan Tahun	Penyusutan Tahun 4												
							Total	Total	Total	1	2	3	4	5	6	7	8	9	10	11	12	Total
Pembelian	3,000	5	1	**12,000,000,000**	Tanah & Bangunan	5%	-	-	-													-
Biaya Renovasi	1	5	1	**229,000,000**	Tanah & Bangunan	5%	-	-	-													-
Komputer	1	1	1	**15,000,000**	I	25%	3,750,000	3,750,000	3,750,000	312,500	312,500	312,500	312,500	312,500	312,500	312,500	312,500	312,500	312,500	312,500	312,500	3,750,000
Komputer	15	1	1	**90,000,000**	I	25%	22,500,000	22,500,000	22,500,000	1,875,000	1,875,000	1,875,000	1,875,000	1,875,000	1,875,000	1,875,000	1,875,000	1,875,000	1,875,000	1,875,000	1,875,000	22,500,000
Laptop Lenovo	5	1	1	**35,000,000**	I	25%	8,750,000	8,750,000	8,750,000	729,167	729,167	729,167	729,167	729,167	729,167	729,167	729,167	729,167	729,167	729,167	729,167	8,750,000
Epson Printer	5	1	1	**27,000,000**	I	25%	6,750,000	6,750,000	6,750,000	562,500	562,500	562,500	562,500	562,500	562,500	562,500	562,500	562,500	562,500	562,500	562,500	6,750,000
CCTV	3	1	1	**3,600,000**	I	25%	900,000	900,000	900,000	75,000	75,000	75,000	75,000	75,000	75,000	75,000	75,000	75,000	75,000	75,000	75,000	900,000
Meja Kantor	25	1	1	**22,500,000**	I	25%	5,625,000	5,625,000	5,625,000	468,750	468,750	468,750	468,750	468,750	468,750	468,750	468,750	468,750	468,750	468,750	468,750	5,625,000
Kursi Kantor	20	1	1	**8,000,000**	I	25%	2,000,000	2,000,000	2,000,000	166,667	166,667	166,667	166,667	166,667	166,667	166,667	166,667	166,667	166,667	166,667	166,667	2,000,000
Meja Panjang	1	1	1	**3,000,000**	I	25%	750,000	750,000	750,000	62,500	62,500	62,500	62,500	62,500	62,500	62,500	62,500	62,500	62,500	62,500	62,500	750,000
Lemari Arsip	1	1	1	**1,600,000**	I	25%	400,000	400,000	400,000	33,333	33,333	33,333	33,333	33,333	33,333	33,333	33,333	33,333	33,333	33,333	33,333	400,000
Proyektor	1	1	1	**5,000,000**	I	25%	1,250,000	1,250,000	1,250,000	104,167	104,167	104,167	104,167	104,167	104,167	104,167	104,167	104,167	104,167	104,167	104,167	1,250,000
Mesin Gerinda	1	1	1	**400,000**	I	25%	100,000	100,000	100,000	8,333	8,333	8,333	8,333	8,333	8,333	8,333	8,333	8,333	8,333	8,333	8,333	100,000
Komputer	1	1	10	**15,000,000**	I	25%	937,500	3,750,000	3,750,000	312,500	312,500	312,500	312,500	312,500	312,500	312,500	312,500	312,500	312,500	312,500	312,500	3,750,000
Laptop Lenovo	3	1	10	**21,000,000**	I	25%	1,312,500	5,250,000	5,250,000	437,500	437,500	437,500	437,500	437,500	437,500	437,500	437,500	437,500	437,500	437,500	437,500	5,250,000
Meja Kantor	5	1	10	**4,500,000**	I	25%	281,250	1,125,000	1,125,000	93,750	93,750	93,750	93,750	93,750	93,750	93,750	93,750	93,750	93,750	93,750	93,750	1,125,000
Kursi Kantor	5	1	10	**2,000,000**	I	25%	125,000	500,000	500,000	41,667	41,667	41,667	41,667	41,667	41,667	41,667	41,667	41,667	41,667	41,667	41,667	500,000
Lemari Arsip	1	1	10	**1,600,000**	I	25%	100,000	400,000	400,000	33,333	33,333	33,333	33,333	33,333	33,333	33,333	33,333	33,333	33,333	33,333	33,333	400,000
Mesin Gerinda	2	1	10	**800,000**	I	25%	50,000	200,000	200,000	16,667	16,667	16,667	16,667	16,667	16,667	16,667	16,667	16,667	16,667	16,667	16,667	200,000
Meja Kantor	4	1	11	**3,600,000**	I	25%	150,000	900,000	900,000	75,000	75,000	75,000	75,000	75,000	75,000	75,000	75,000	75,000	75,000	75,000	75,000	900,000
Kursi Kantor	4	1	11	**1,600,000**	I	25%	66,667	400,000	400,000	33,333	33,333	33,333	33,333	33,333	33,333	33,333	33,333	33,333	33,333	33,333	33,333	400,000
Mesin Gerinda	2	1	11	**800,000**	I	25%	33,333	200,000	200,000	16,667	16,667	16,667	16,667	16,667	16,667	16,667	16,667	16,667	16,667	16,667	16,667	200,000
Meja Kantor	3	1	12	**2,700,000**	I	25%	56,250	675,000	675,000	56,250	56,250	56,250	56,250	56,250	56,250	56,250	56,250	56,250	56,250	56,250	56,250	675,000
Kursi Kantor	3	1	12	**1,200,000**	I	25%	25,000	300,000	300,000	25,000	25,000	25,000	25,000	25,000	25,000	25,000	25,000	25,000	25,000	25,000	25,000	300,000
Komputer	1	2	10	**15,750,000**	I	25%	-	984,375	3,937,500	328,125	328,125	328,125	328,125	328,125	328,125	328,125	328,125	328,125	328,125	328,125	328,125	3,937,500
Laptop	1	3	1	**7,700,000**	I	25%	-	-	1,925,000	160,417	160,417	160,417	160,417	160,417	160,417	160,417	160,417	160,417	160,417	160,417	160,417	1,925,000
Meja Kantor	2	3	2	**1,980,000**	I	25%	-	-	453,750	41,250	41,250	41,250	41,250	41,250	41,250	41,250	41,250	41,250	41,250	41,250	41,250	495,000
Kursi Kantor	2	3	2	**880,000**	I	25%	-	-	201,667	18,333	18,333	18,333	18,333	18,333	18,333	18,333	18,333	18,333	18,333	18,333	18,333	220,000
Komputer	5	3	9	**33,000,000**	I	25%	-	-	2,750,000	687,500	687,500	687,500	687,500	687,500	687,500	687,500	687,500	687,500	687,500	687,500	687,500	8,250,000
Meja Kantor	5	3	10	**4,950,000**	I	25%	-	-	309,375	103,125	103,125	103,125	103,125	103,125	103,125	103,125	103,125	103,125	103,125	103,125	103,125	1,237,500
Kursi Kantor	5	3	10	**2,200,000**	I	25%	-	-	137,500	45,833	45,833	45,833	45,833	45,833	45,833	45,833	45,833	45,833	45,833	45,833	45,833	550,000
Komputer	3	3	10	**19,800,000**	I	25%	-	-	1,237,500	412,500	412,500	412,500	412,500	412,500	412,500	412,500	412,500	412,500	412,500	412,500	412,500	4,950,000
Meja Kantor	5	3	11	**4,950,000**	I	25%	-	-	206,250	103,125	103,125	103,125	103,125	103,125	103,125	103,125	103,125	103,125	103,125	103,125	103,125	1,237,500
Kursi Kantor	5	3	11	**2,200,000**	I	25%	-	-	91,667	45,833	45,833	45,833	45,833	45,833	45,833	45,833	45,833	45,833	45,833	45,833	45,833	550,000
Laptop	1	3	11	**7,700,000**	I	25%	-	-	320,833	160,417	160,417	160,417	160,417	160,417	160,417	160,417	160,417	160,417	160,417	160,417	160,417	1,925,000
Meja Kantor	5	3	12	**4,950,000**	I	25%	-	-	103,125	103,125	103,125	103,125	103,125	103,125	103,125	103,125	103,125	103,125	103,125	103,125	103,125	1,237,500
Kursi Kantor	3	3	12	**1,320,000**	I	25%	-	-	27,500	27,500	27,500	27,500	27,500	27,500	27,500	27,500	27,500	27,500	27,500	27,500	27,500	330,000
Laptop	1	3	12	**7,700,000**	I	25%	-	-	160,417	160,417	160,417	160,417	160,417	160,417	160,417	160,417	160,417	160,417	160,417	160,417	160,417	1,925,000
Komputer	1	5	2	**7,200,000**	I	25%	-	-	-													-
Komputer	2	5	10	**14,400,000**	I	25%	-	-	-													-
Komputer	1	5	10	**18,000,000**	I	25%	-	-	-													-
Komputer	1	5	12	**7,200,000**	I	25%	-	-	-													-
Mesin Las CUT	1	1	1	**11,000,000**	II	12.5%	1,375,000	1,375,000	1,375,000	114,583	114,583	114,583	114,583	114,583	114,583	114,583	114,583	114,583	114,583	114,583	114,583	1,375,000
Mesin Injeksi	1	1	1	**11,000,000**	II	12.5%	1,375,000	1,375,000	1,375,000	114,583	114,583	114,583	114,583	114,583	114,583	114,583	114,583	114,583	114,583	114,583	114,583	1,375,000
Mesin Painting	1	1	1	**8,000,000**	II	12.5%	1,000,000	1,000,000	1,000,000	83,333	83,333	83,333	83,333	83,333	83,333	83,333	83,333	83,333	83,333	83,333	83,333	1,000,000
Mobil Pick-Up	1	1	1	**160,000,000**	II	12.5%	20,000,000	20,000,000	20,000,000	1,666,667	1,666,667	1,666,667	1,666,667	1,666,667	1,666,667	1,666,667	1,666,667	1,666,667	1,666,667	1,666,667	1,666,667	20,000,000
Trailer Hino	2	1	1	**2,600,000,000**	II	12.5%	325,000,000	325,000,000	325,000,000	27,083,333	27,083,333	27,083,333	27,083,333	27,083,333	27,083,333	27,083,333	27,083,333	27,083,333	27,083,333	27,083,333	27,083,333	325,000,000
Mesin Las CUT	2	1	10	**22,000,000**	II	12.5%	687,500	2,750,000	2,750,000	229,167	229,167	229,167	229,167	229,167	229,167	229,167	229,167	229,167	229,167	229,167	229,167	2,750,000
Mesin Injeksi	2	1	10	**22,000,000**	II	12.5%	687,500	2,750,000	2,750,000	229,167	229,167	229,167	229,167	229,167	229,167	229,167	229,167	229,167	229,167	229,167	229,167	2,750,000
Mesin Painting	1	1	10	**8,000,000**	II	12.5%	250,000	1,000,000	1,000,000	83,333	83,333	83,333	83,333	83,333	83,333	83,333	83,333	83,333	83,333	83,333	83,333	1,000,000
Mesin Las CUT	1	1	11	**11,000,000**	II	12.5%	229,167	1,375,000	1,375,000	114,583	114,583	114,583	114,583	114,583	114,583	114,583	114,583	114,583	114,583	114,583	114,583	1,375,000
Mesin Injeksi	1	1	11	**11,000,000**	II	12.5%	229,167	1,375,000	1,375,000	114,583	114,583	114,583	114,583	114,583	114,583	114,583	114,583	114,583	114,583	114,583	114,583	1,375,000
Mesin Injeksi	1	3	10	**12,100,000**	II	12.5%	-	-	378,125	126,042	126,042	126,042	126,042	126,042	126,042	126,042	126,042	126,042	126,042	126,042	126,042	1,512,500
Trailer Isuzu	2	3	10	**2,000,000,000**	II	12.5%	-	-	62,500,000	20,833,333	20,833,333	20,833,333	20,833,333	20,833,333	20,833,333	20,833,333	20,833,333	20,833,333	20,833,333	20,833,333	20,833,333	250,000,000
Mesin Painting	1	3	11	**8,800,000**	II	12.5%	-	-	183,333	91,667	91,667	91,667	91,667	91,667	91,667	91,667	91,667	91,667	91,667	91,667	91,667	1,100,000
Total				**17,541,680,000**			**406,745,833**	**425,459,375**	**499,398,542**	**58,821,458**	**58,821,458**	**58,821,458**	**58,821,458**	**58,821,458**	**58,821,458**	**58,821,458**	**58,821,458**	**58,821,458**	**58,821,458**	**58,821,458**	**58,821,458**	**705,857,500**

Tabel 10.32: Tabel Penyusutan Aktiva Tahun ke 5

JENIS ASET	UNIT	TAHUN PEMBELIAN	BULAN PEMBELIAN	HARGA PEROLEHAN	KELOMPOK	%	Penyusutan Tahun	Penyusutan Tahun	Penyusutan Tahun	Penyusutan Tahun	Penyusutan Tahun 5												
							Total	Total	Total	Total	1	2	3	4	5	6	7	8	9	10	11	12	Total
Pembelian	3,000	5	1	**12,000,000,000**	Tanah & Bangunan	5%	-	-	-	-	50,000,000	50,000,000	50,000,000	50,000,000	50,000,000	50,000,000	50,000,000	50,000,000	50,000,000	50,000,000	50,000,000	50,000,000	600,000,000
Biaya Renovasi	1	5	1	**229,000,000**	Tanah & Bangunan	5%	-	-	-	-	954,167	954,167	954,167	954,167	954,167	954,167	954,167	954,167	954,167	954,167	954,167	954,167	11,450,000
Komputer	1	1	1	**15,000,000**	I	25%	3,750,000	3,750,000	3,750,000	3,750,000													-
Komputer	15	1	1	**90,000,000**	I	25%	22,500,000	22,500,000	22,500,000	22,500,000													-
Laptop Lenovo	5	1	1	**35,000,000**	I	25%	8,750,000	8,750,000	8,750,000	8,750,000													-
Epson Printer	5	1	1	**27,000,000**	I	25%	6,750,000	6,750,000	6,750,000	6,750,000													-
CCTV	3	1	1	**3,600,000**	I	25%	900,000	900,000	900,000	900,000													-
Meja Kantor	25	1	1	**22,500,000**	I	25%	5,625,000	5,625,000	5,625,000	5,625,000													-
Kursi Kantor	20	1	1	**8,000,000**	I	25%	2,000,000	2,000,000	2,000,000	2,000,000													-
Meja Panjang	1	1	1	**3,000,000**	I	25%	750,000	750,000	750,000	750,000													-
Lemari Arsip	1	1	1	**1,600,000**	I	25%	400,000	400,000	400,000	400,000													-
Proyektor	1	1	1	**5,000,000**	I	25%	1,250,000	1,250,000	1,250,000	1,250,000													-
Mesin Gerinda	1	1	1	**400,000**	I	25%	100,000	100,000	100,000	100,000													-
Komputer	1	1	10	**15,000,000**	I	25%	937,500	3,750,000	3,750,000	3,750,000	312,500	312,500	312,500	312,500	312,500	312,500	312,500	312,500	312,500				2,812,500
Laptop Lenovo	3	1	10	**21,000,000**	I	25%	1,312,500	5,250,000	5,250,000	5,250,000	437,500	437,500	437,500	437,500	437,500	437,500	437,500	437,500	437,500				3,937,500
Meja Kantor	5	1	10	**4,500,000**	I	25%	281,250	1,125,000	1,125,000	1,125,000	93,750	93,750	93,750	93,750	93,750	93,750	93,750	93,750	93,750				843,750
Kursi Kantor	5	1	10	**2,000,000**	I	25%	125,000	500,000	500,000	500,000	41,667	41,667	41,667	41,667	41,667	41,667	41,667	41,667	41,667				375,000
Lemari Arsip	1	1	10	**1,600,000**	I	25%	100,000	400,000	400,000	400,000	33,333	33,333	33,333	33,333	33,333	33,333	33,333	33,333	33,333				300,000
Mesin Gerinda	2	1	10	**800,000**	I	25%	50,000	200,000	200,000	200,000	16,667	16,667	16,667	16,667	16,667	16,667	16,667	16,667	16,667				150,000
Meja Kantor	4	1	11	**3,600,000**	I	25%	150,000	900,000	900,000	900,000	75,000	75,000	75,000	75,000	75,000	75,000	75,000	75,000	75,000	75,000			750,000
Kursi Kantor	4	1	11	**1,600,000**	I	25%	66,667	400,000	400,000	400,000	33,333	33,333	33,333	33,333	33,333	33,333	33,333	33,333	33,333	33,333			333,333
Mesin Gerinda	2	1	11	**800,000**	I	25%	33,333	200,000	200,000	200,000	16,667	16,667	16,667	16,667	16,667	16,667	16,667	16,667	16,667	16,667			166,667
Meja Kantor	3	1	12	**2,700,000**	I	25%	56,250	675,000	675,000	675,000	56,250	56,250	56,250	56,250	56,250	56,250	56,250	56,250	56,250	56,250	56,250		618,750
Kursi Kantor	3	1	12	**1,200,000**	I	25%	25,000	300,000	300,000	300,000	25,000	25,000	25,000	25,000	25,000	25,000	25,000	25,000	25,000	25,000	25,000		275,000
Komputer	1	2	10	**15,750,000**	I	25%	-	984,375	3,937,500	3,937,500	328,125	328,125	328,125	328,125	328,125	328,125	328,125	328,125	328,125	328,125	328,125	328,125	3,937,500
Laptop	1	3	1	**7,700,000**	I	25%	-	-	1,925,000	1,925,000	160,417	160,417	160,417	160,417	160,417	160,417	160,417	160,417	160,417	160,417	160,417	160,417	1,925,000
Meja Kantor	2	3	2	**1,980,000**	I	25%	-	-	453,750	495,000	41,250	41,250	41,250	41,250	41,250	41,250	41,250	41,250	41,250	41,250	41,250	41,250	495,000
Kursi Kantor	2	3	2	**880,000**	I	25%	-	-	201,667	220,000	18,333	18,333	18,333	18,333	18,333	18,333	18,333	18,333	18,333	18,333	18,333	18,333	220,000
Komputer	5	3	9	**33,000,000**	I	25%	-	-	2,750,000	8,250,000	687,500	687,500	687,500	687,500	687,500	687,500	687,500	687,500	687,500	687,500	687,500	687,500	8,250,000
Meja Kantor	5	3	10	**4,950,000**	I	25%	-	-	309,375	1,237,500	103,125	103,125	103,125	103,125	103,125	103,125	103,125	103,125	103,125	103,125	103,125	103,125	1,237,500
Kursi Kantor	5	3	10	**2,200,000**	I	25%	-	-	137,500	550,000	45,833	45,833	45,833	45,833	45,833	45,833	45,833	45,833	45,833	45,833	45,833	45,833	550,000
Komputer	3	3	10	**19,800,000**	I	25%	-	-	1,237,500	4,950,000	412,500	412,500	412,500	412,500	412,500	412,500	412,500	412,500	412,500	412,500	412,500	412,500	4,950,000
Meja Kantor	5	3	11	**4,950,000**	I	25%	-	-	206,250	1,237,500	103,125	103,125	103,125	103,125	103,125	103,125	103,125	103,125	103,125	103,125	103,125	103,125	1,237,500
Kursi Kantor	5	3	11	**2,200,000**	I	25%	-	-	91,667	550,000	45,833	45,833	45,833	45,833	45,833	45,833	45,833	45,833	45,833	45,833	45,833	45,833	550,000
Laptop	1	3	11	**7,700,000**	I	25%	-	-	320,833	1,925,000	160,417	160,417	160,417	160,417	160,417	160,417	160,417	160,417	160,417	160,417	160,417	160,417	1,925,000
Meja Kantor	5	3	12	**4,950,000**	I	25%	-	-	103,125	1,237,500	103,125	103,125	103,125	103,125	103,125	103,125	103,125	103,125	103,125	103,125	103,125	103,125	1,237,500
Kursi Kantor	3	3	12	**1,320,000**	I	25%	-	-	27,500	330,000	27,500	27,500	27,500	27,500	27,500	27,500	27,500	27,500	27,500	27,500	27,500	27,500	330,000
Laptop	1	3	12	**7,700,000**	I	25%	-	-	160,417	1,925,000	160,417	160,417	160,417	160,417	160,417	160,417	160,417	160,417	160,417	160,417	160,417	160,417	1,925,000
Komputer	1	5	2	**7,200,000**	I	25%	-	-	-	-		150,000	150,000	150,000	150,000	150,000	150,000	150,000	150,000	150,000	150,000	150,000	1,650,000
Komputer	2	5	10	**14,400,000**	I	25%	-	-	-	-										300,000	300,000	300,000	900,000
Komputer	1	5	10	**18,000,000**	I	25%	-	-	-	-										375,000	375,000	375,000	1,125,000
Komputer	1	5	12	**7,200,000**	I	25%	-	-	-	-												150,000	150,000
Mesin Las CUT	1	1	1	**11,000,000**	II	12.5%	1,375,000	1,375,000	1,375,000	1,375,000	114,583	114,583	114,583	114,583	114,583	114,583	114,583	114,583	114,583	114,583	114,583	114,583	1,375,000
Mesin Injeksi	1	1	1	**11,000,000**	II	12.5%	1,375,000	1,375,000	1,375,000	1,375,000	114,583	114,583	114,583	114,583	114,583	114,583	114,583	114,583	114,583	114,583	114,583	114,583	1,375,000
Mesin Painting	1	1	1	**8,000,000**	II	12.5%	1,000,000	1,000,000	1,000,000	1,000,000	83,333	83,333	83,333	83,333	83,333	83,333	83,333	83,333	83,333	83,333	83,333	83,333	1,000,000
Mobil Pick-Up	1	1	1	**160,000,000**	II	12.5%	20,000,000	20,000,000	20,000,000	20,000,000	1,666,667	1,666,667	1,666,667	1,666,667	1,666,667	1,666,667	1,666,667	1,666,667	1,666,667	1,666,667	1,666,667	1,666,667	20,000,000
Trailer Hino	2	1	1	**2,600,000,000**	II	12.5%	325,000,000	325,000,000	325,000,000	325,000,000	27,083,333	27,083,333	27,083,333	27,083,333	27,083,333	27,083,333	27,083,333	27,083,333	27,083,333	27,083,333	27,083,333	27,083,333	325,000,000
Mesin Las CUT	2	1	10	**22,000,000**	II	12.5%	687,500	2,750,000	2,750,000	2,750,000	229,167	229,167	229,167	229,167	229,167	229,167	229,167	229,167	229,167	229,167	229,167	229,167	2,750,000
Mesin Injeksi	2	1	10	**22,000,000**	II	12.5%	687,500	2,750,000	2,750,000	2,750,000	229,167	229,167	229,167	229,167	229,167	229,167	229,167	229,167	229,167	229,167	229,167	229,167	2,750,000
Mesin Painting	1	1	10	**8,000,000**	II	12.5%	250,000	1,000,000	1,000,000	1,000,000	83,333	83,333	83,333	83,333	83,333	83,333	83,333	83,333	83,333	83,333	83,333	83,333	1,000,000
Mesin Las CUT	1	1	11	**11,000,000**	II	12.5%	229,167	1,375,000	1,375,000	1,375,000	114,583	114,583	114,583	114,583	114,583	114,583	114,583	114,583	114,583	114,583	114,583	114,583	1,375,000
Mesin Injeksi	1	1	11	**11,000,000**	II	12.5%	229,167	1,375,000	1,375,000	1,375,000	114,583	114,583	114,583	114,583	114,583	114,583	114,583	114,583	114,583	114,583	114,583	114,583	1,375,000
Mesin Injeksi	1	3	10	**12,100,000**	II	12.5%	-	-	378,125	1,512,500	126,042	126,042	126,042	126,042	126,042	126,042	126,042	126,042	126,042	126,042	126,042	126,042	1,512,500
Trailer Isuzu	2	3	10	**2,000,000,000**	II	12.5%	-	-	62,500,000	250,000,000	20,833,333	20,833,333	20,833,333	20,833,333	20,833,333	20,833,333	20,833,333	20,833,333	20,833,333	20,833,333	20,833,333	20,833,333	250,000,000
Mesin Painting	1	3	11	**8,800,000**	II	12.5%	-	-	183,333	1,100,000	91,667	91,667	91,667	91,667	91,667	91,667	91,667	91,667	91,667	91,667	91,667	91,667	1,100,000
Total				**17,541,680,000**			**406,745,833**	**425,459,375**	**499,398,542**	**705,857,500**	**105,377,708**	**105,527,708**	**105,527,708**	**105,527,708**	**105,527,708**	**105,527,708**	**105,527,708**	**105,527,708**	**105,527,708**	**105,267,292**	**105,142,292**	**105,211,042**	**1,265,220,000**

Lampiran 8.2
Sumber: Penulis, 2022

Tabel 10.33: Tabel Proyeksi Laba-Rugi Tahun ke 1

LAPORAN LABA RUGI													
PERIODE :													
KETERANGAN	TAHUN 1												
	1	2	3	4	5	6	7	8	9	10	11	12	YTD
PENDAPATAN USAHA													
	52,500,000	52,500,000	105,000,000	105,000,000	105,000,000	157,500,000	157,500,000	262,500,000	262,500,000	472,500,000	472,500,000	472,500,000	2,677,500,000
Penjualan	52,500,000	52,500,000	105,000,000	105,000,000	105,000,000	157,500,000	157,500,000	262,500,000	262,500,000	472,500,000	472,500,000	472,500,000	2,677,500,000
Pendapatan Service	-	-	-	-	-	-	3,150,000	5,250,000	5,250,000	9,450,000	9,450,000	9,450,000	42,000,000
Pendapatan Rental	30,000,000	30,000,000	60,000,000	60,000,000	60,000,000	90,000,000	90,000,000	150,000,000	150,000,000	180,000,000	180,000,000	180,000,000	1,260,000,000
JUMLAH PENDAPATAN USAHA	82,500,000	82,500,000	165,000,000	165,000,000	165,000,000	247,500,000	250,650,000	417,750,000	417,750,000	661,950,000	661,950,000	661,950,000	3,979,500,000
Bahan Baku Container	176,000,000	176,000,000	88,000,000	88,000,000	88,000,000	151,000,000	151,000,000	214,000,000	214,000,000	239,000,000	239,000,000	239,000,000	2,063,000,000
Bahan Baku - Material Pembantu	42,000,000	42,000,000	14,000,000	14,000,000	14,000,000	21,000,000	21,000,000	35,000,000	35,000,000	42,000,000	42,000,000	42,000,000	364,000,000
JUMLAH HPP	**218,000,000**	**218,000,000**	**102,000,000**	**102,000,000**	**102,000,000**	**172,000,000**	**172,000,000**	**249,000,000**	**249,000,000**	**281,000,000**	**281,000,000**	**281,000,000**	**2,427,000,000**
LABA KOTOR	**(135,500,000)**	**(135,500,000)**	**63,000,000**	**63,000,000**	**63,000,000**	**75,500,000**	**78,650,000**	**168,750,000**	**168,750,000**	**380,950,000**	**380,950,000**	**380,950,000**	**1,552,500,000**
													61%
BEBAN USAHA													
Beban Gaji	192,750,000	192,750,000	197,750,000	197,750,000	197,750,000	197,750,000	197,750,000	197,750,000	197,750,000	253,900,000	253,900,000	253,900,000	2,531,450,000
Beban THR & Bonus	-	-	-	65,916,667	-	-	-	-	-	-	-	-	65,916,667
Beban BPJS Kesehatan	2,400,000	2,400,000	2,400,000	7,210,000	7,210,000	7,210,000	7,210,000	7,210,000	7,210,000	9,456,000	9,456,000	9,456,000	78,828,000
Beban BPJS TK	5,347,500	5,347,500	5,347,500	12,950,435	12,950,435	12,950,435	12,950,435	12,950,435	12,950,435	16,819,170	16,819,170	16,819,170	144,202,620
Beban Perbaikan dan Pemeliharaan M	-	-	-	15,000,000	-	-	-	15,000,000	-	-	-	15,000,000	45,000,000
Beban Perbaikan dan Pemeliharaan Ge	50,000,000	-	-	-	-	-	-	-	-	-	-	10,000,000	60,000,000
Biaya Tools	6,780,000	3,980,000	3,400,000	3,400,000	3,400,000	3,780,000	3,780,000	4,360,000	4,360,000	6,725,000	6,225,000	6,225,000	56,415,000
Beban Listrik	11,000,000	11,000,000	11,000,000	11,000,000	11,000,000	11,000,000	11,000,000	11,000,000	11,000,000	11,000,000	11,000,000	11,000,000	132,000,000
Beban Telpon & Internet	4,000,000	4,000,000	4,000,000	4,000,000	4,000,000	4,000,000	4,000,000	4,000,000	4,000,000	4,000,000	4,000,000	4,000,000	48,000,000
Beban Air PAM	2,000,000	2,000,000	2,000,000	2,000,000	2,000,000	2,000,000	2,000,000	2,000,000	2,000,000	2,000,000	2,000,000	2,000,000	24,000,000
Beban Pantries & Toileters	900,000	900,000	900,000	900,000	900,000	900,000	900,000	900,000	900,000	900,000	900,000	900,000	10,800,000
Beban Professional Fee	-	-	45,000,000	-	-	-	-	-	-	-	-	-	45,000,000
Beban Perizinan	12,000,000	-	-	-	-	-	-	-	-	-	-	-	12,000,000
Beban KIR	-	-	-	-	-	1,750,000	-	-	-	-	-	1,750,000	3,500,000
Biaya Sewa Kendaraan Operasional	-	-	-	-	-	-	-	-	-	-	-	-	-
Biaya Perjalanan Dinas	15,000,000	15,000,000	10,000,000	10,000,000	10,000,000	15,000,000	15,000,000	20,000,000	20,000,000	30,000,000	30,000,000	30,000,000	220,000,000
Beban Promosi	64,500,000	62,000,000	35,500,000	8,500,000	8,500,000	11,000,000	9,000,000	9,500,000	9,500,000	58,000,000	83,000,000	85,000,000	444,000,000
Beban Recruitment	75,000,000	-	-	-	-	-	-	-	-	-	-	-	75,000,000
Beban Training Karyawan	-	31,500,000	31,500,000	-	-	34,650,000	-	-	34,650,000	-	-	34,650,000	166,950,000
Beban Entertain Karyawan	-	-	-	-	-	-	-	-	-	-	-	-	-
Beban Uniform Karyawan	-	-	-	-	-	-	-	-	-	-	-	10,920,000	10,920,000
Beban Operasional Lainnya	15,000,000	15,000,000	15,000,000	15,000,000	15,000,000	15,000,000	17,000,000	17,000,000	17,000,000	17,000,000	17,000,000	17,000,000	192,000,000
JUMLAH BEBAN OPERASIONAL	**456,677,500**	**345,877,500**	**363,797,500**	**353,627,102**	**272,710,435**	**316,990,435**	**280,590,435**	**301,670,435**	**321,320,435**	**409,800,170**	**434,300,170**	**508,620,170**	**4,365,982,287**
LABA RUGI SEBELUM PAJAK, BUNGA, DEPRESIASI DAN AMORTISASI - EBITDA	**(592,177,500)**	**(481,377,500)**	**(300,797,500)**	**(290,627,102)**	**(209,710,435)**	**(241,490,435)**	**(201,940,435)**	**(132,920,435)**	**(152,570,435)**	**(28,850,170)**	**(53,350,170)**	**(127,670,170)**	**(2,813,482,287)**
Beban Sewa	13,833,333	13,833,333	13,833,333	13,833,333	13,833,333	13,833,333	13,833,333	13,833,333	13,833,333	13,833,333	13,833,333	13,833,333	166,000,000
Beban Asuransi	15,550,000	15,550,000	15,550,000	15,550,000	15,550,000	15,550,000	15,550,000	15,550,000	15,550,000	15,550,000	15,550,000	15,550,000	186,600,000
Beban Penyusutan Aktiva	33,460,417	33,460,417	33,460,417	33,460,417	33,460,417	33,460,417	33,460,417	33,460,417	33,460,417	34,937,500	35,291,667	35,372,917	406,745,833
JUMLAH BEBAN DEPRE & AMORTISASI	**62,843,750**	**62,843,750**	**62,843,750**	**62,843,750**	**62,843,750**	**62,843,750**	**62,843,750**	**62,843,750**	**62,843,750**	**64,320,833**	**64,675,000**	**64,756,250**	**759,345,833**
													-
LABA RUGI SEBELUM PAJAK - EBT	**(655,021,250)**	**(544,221,250)**	**(363,641,250)**	**(353,470,852)**	**(272,554,185)**	**(304,334,185)**	**(264,784,185)**	**(195,764,185)**	**(215,414,185)**	**(93,171,003)**	**(118,025,170)**	**(192,426,420)**	**(3,572,828,120)**
PAJAK PENGHASILAN												-	-
LABA RUGI BERSIH SETELAH PAJAK	**(655,021,250)**	**(544,221,250)**	**(363,641,250)**	**(353,470,852)**	**(272,554,185)**	**(304,334,185)**	**(264,784,185)**	**(195,764,185)**	**(215,414,185)**	**(93,171,003)**	**(118,025,170)**	**(192,426,420)**	**(3,572,828,120)**
DEVIDEN													-
LABA DITAHAN	**(655,021,250)**	**(544,221,250)**	**(363,641,250)**	**(353,470,852)**	**(272,554,185)**	**(304,334,185)**	**(264,784,185)**	**(195,764,185)**	**(215,414,185)**	**(93,171,003)**	**(118,025,170)**	**(192,426,420)**	**(3,572,828,120)**

Tabel 10.34: Tabel Proyeksi Laba-Rugi Tahun ke 2

KETERANGAN	TAHUN 2												
	1	2	3	4	5	6	7	8	9	10	11	12	YTD
PENDAPATAN USAHA													
	577,500,000	577,500,000	346,500,000	346,500,000	346,500,000	462,000,000	462,000,000	577,500,000	577,500,000	808,500,000	808,500,000	808,500,000	6,699,000,000
Penjualan	577,500,000	577,500,000	346,500,000	346,500,000	346,500,000	462,000,000	462,000,000	577,500,000	577,500,000	808,500,000	808,500,000	808,500,000	6,699,000,000
Pendapatan Service	46,200,000	46,200,000	27,720,000	27,720,000	27,720,000	36,960,000	36,960,000	46,200,000	46,200,000	64,680,000	64,680,000	64,680,000	535,920,000
Pendapatan Rental	180,000,000	180,000,000	180,000,000	180,000,000	180,000,000	180,000,000	180,000,000	180,000,000	180,000,000	180,000,000	180,000,000	180,000,000	2,160,000,000
JUMLAH PENDAPATAN USAHA	803,700,000	803,700,000	554,220,000	554,220,000	554,220,000	678,960,000	678,960,000	803,700,000	803,700,000	1,053,180,000	1,053,180,000	1,053,180,000	9,394,920,000
Bahan Baku Container	151,000,000	176,000,000	88,000,000	88,000,000	88,000,000	151,000,000	151,000,000	214,000,000	214,000,000	441,000,000	441,000,000	441,000,000	2,644,000,000
Bahan Baku - Material Pembantu	44,100,000	44,100,000	36,750,000	36,750,000	36,750,000	44,100,000	44,100,000	66,150,000	66,150,000	110,250,000	110,250,000	110,250,000	749,700,000
JUMLAH HPP	**195,100,000**	**220,100,000**	**124,750,000**	**124,750,000**	**124,750,000**	**195,100,000**	**195,100,000**	**280,150,000**	**280,150,000**	**551,250,000**	**551,250,000**	**551,250,000**	**3,393,700,000**
LABA KOTOR	**608,600,000**	**583,600,000**	**429,470,000**	**429,470,000**	**429,470,000**	**483,860,000**	**483,860,000**	**523,550,000**	**523,550,000**	**501,930,000**	**501,930,000**	**501,930,000**	**6,001,220,000**
													36%
BEBAN USAHA													
Beban Gaji	274,212,000	274,212,000	274,212,000	274,212,000	274,212,000	274,212,000	274,212,000	274,212,000	274,212,000	291,384,000	296,460,000	301,536,000	3,357,288,000
Beban THR & Bonus	-	-	-	274,212,000	-	-	-	-	-	-	-	-	274,212,000
Beban BPJS Kesehatan	7,378,800	7,378,800	7,594,800	7,594,800	7,594,800	7,594,800	7,594,800	7,594,800	7,594,800	10,020,480	10,020,480	10,020,480	97,982,640
Beban BPJS TK	13,544,373	13,544,373	13,916,433	13,916,433	13,916,433	13,916,433	13,916,433	13,916,433	13,916,433	18,094,667	18,094,667	18,094,667	178,787,777
Beban Perbaikan dan Pemeliharaan M	-	-	-	16,500,000	-	-	-	16,500,000	-	-	-	16,500,000	49,500,000
Beban Perbaikan dan Pemeliharaan Ge	-	-	-	-	-	-	-	-	-	-	-	10,500,000	10,500,000
Biaya Tools	3,841,900	3,841,900	3,244,500	3,244,500	3,244,500	3,635,900	3,635,900	4,233,300	4,233,300	6,102,750	5,330,250	5,330,250	49,918,950
Beban Listrik	14,000,000	14,000,000	14,000,000	14,000,000	14,000,000	14,000,000	14,000,000	14,000,000	14,000,000	14,000,000	14,000,000	14,000,000	168,000,000
Beban Telpon & Internet	4,000,000	4,000,000	4,000,000	4,000,000	4,000,000	4,000,000	4,000,000	4,000,000	4,000,000	4,000,000	4,000,000	4,000,000	48,000,000
Beban Air PAM	2,500,000	2,500,000	2,500,000	2,500,000	2,500,000	2,500,000	2,500,000	2,500,000	2,500,000	2,500,000	2,500,000	2,500,000	30,000,000
Beban Pantries & Toileters	900,000	900,000	900,000	900,000	900,000	900,000	900,000	900,000	900,000	900,000	900,000	900,000	10,800,000
Beban Professional Fee	-	-	-	-	-	-	-	-	-	-	-	-	-
Beban Perizinan	-	-	-	-	-	-	-	-	-	-	-	-	-
Beban KIR	-	-	-	-	-	2,050,000	-	-	-	-	-	2,050,000	4,100,000
Biaya Sewa Kendaraan Operasional	-	-	-	-	-	-	-	-	-	-	-	-	-
Biaya Perjalanan Dinas	13,000,000	13,000,000	6,500,000	6,500,000	6,500,000	13,000,000	13,000,000	19,500,000	19,500,000	32,500,000	32,500,000	32,500,000	208,000,000
Beban Promosi	14,850,000	12,225,000	10,825,000	8,725,000	8,725,000	11,325,000	9,225,000	9,725,000	9,725,000	110,225,000	82,725,000	84,825,000	373,125,000
Beban Recruitment	-	-	-	-	-	-	-	-	-	-	-	-	-
Beban Training Karyawan	38,115,000	-	-	38,115,000	-	-	38,115,000	-	-	38,115,000	-	-	152,460,000
Beban Entertain Karyawan	146,250,000	-	-	-	-	-	-	-	-	-	-	-	146,250,000
Beban Uniform Karyawan	-	-	-	-	-	-	-	-	-	-	-	13,305,600	13,305,600
Beban Operasional Lainnya	19,000,000	19,000,000	19,000,000	19,000,000	19,000,000	19,000,000	21,000,000	21,000,000	21,000,000	21,000,000	21,000,000	21,000,000	240,000,000
JUMLAH BEBAN OPERASIONAL	**551,592,073**	**364,602,073**	**356,692,733**	**683,419,733**	**354,592,733**	**366,134,133**	**402,099,133**	**388,081,533**	**371,581,533**	**548,841,897**	**487,530,397**	**537,061,997**	**5,412,229,967**
LABA RUGI SEBELUM PAJAK, BUNGA, DEPRESIASI DAN AMORTISASI - EBITDA	**57,007,927**	**218,997,927**	**72,777,267**	**(253,949,733)**	**74,877,267**	**117,725,867**	**81,760,867**	**135,468,467**	**151,968,467**	**(46,911,897)**	**14,399,603**	**(35,131,997)**	**588,990,033**
Beban Sewa	15,466,667	15,466,667	15,466,667	15,466,667	15,466,667	15,466,667	15,466,667	15,466,667	15,466,667	15,466,667	15,466,667	15,466,667	185,600,000
Beban Asuransi	15,550,000	15,550,000	15,550,000	15,550,000	15,550,000	15,550,000	15,550,000	15,550,000	15,550,000	15,550,000	15,550,000	15,550,000	186,600,000
Beban Penyusutan Aktiva	35,372,917	35,372,917	35,372,917	35,372,917	35,372,917	35,372,917	35,372,917	35,372,917	35,372,917	35,701,042	35,701,042	35,701,042	425,459,375
JUMLAH BEBAN DEPRE & AMORTISASI	**66,389,583**	**66,389,583**	**66,389,583**	**66,389,583**	**66,389,583**	**66,389,583**	**66,389,583**	**66,389,583**	**66,389,583**	**66,717,708**	**66,717,708**	**66,717,708**	**797,659,375**
													-
LABA RUGI SEBELUM PAJAK - EBT	**(9,381,656)**	**152,608,344**	**6,387,684**	**(320,339,316)**	**8,487,684**	**51,336,284**	**15,371,284**	**69,078,884**	**85,578,884**	**(113,629,605)**	**(52,318,105)**	**(101,849,705)**	**(208,669,342)**
PAJAK PENGHASILAN												(52,167,336)	(52,167,336)
LABA RUGI BERSIH SETELAH PAJAK	**(9,381,656)**	**152,608,344**	**6,387,684**	**(320,339,316)**	**8,487,684**	**51,336,284**	**15,371,284**	**69,078,884**	**85,578,884**	**(113,629,605)**	**(52,318,105)**	**(49,682,370)**	**(156,502,007)**
DEVIDEN						(33,270,293)						(13,680,309)	(46,950,602)
LABA DITAHAN	**(9,381,656)**	**152,608,344**	**6,387,684**	**(320,339,316)**	**8,487,684**	**84,606,577**	**15,371,284**	**69,078,884**	**85,578,884**	**(113,629,605)**	**(52,318,105)**	**(36,002,061)**	**(109,551,405)**

Tabel 10.35: Tabel Proyeksi Laba-Rugi Tahun ke 3

KETERANGAN	TAHUN 3												
	1	2	3	4	5	6	7	8	9	10	11	12	YTD
PENDAPATAN USAHA													
	1,129,012,500	1,129,012,500	863,362,500	863,362,500	863,362,500	1,062,600,000	1,062,600,000	1,261,837,500	1,261,837,500	1,593,900,000	1,593,900,000	1,593,900,000	14,278,687,500
Penjualan	1,129,012,500	1,129,012,500	863,362,500	863,362,500	863,362,500	1,062,600,000	1,062,600,000	1,261,837,500	1,261,837,500	1,593,900,000	1,593,900,000	1,593,900,000	14,278,687,500
Pendapatan Service	135,481,500	135,481,500	103,603,500	103,603,500	103,603,500	127,512,000	127,512,000	151,420,500	151,420,500	191,268,000	191,268,000	191,268,000	1,713,442,500
Pendapatan Rental	180,000,000	180,000,000	180,000,000	180,000,000	180,000,000	180,000,000	180,000,000	180,000,000	180,000,000	360,000,000	360,000,000	360,000,000	2,700,000,000
JUMLAH PENDAPATAN USAHA	1,444,494,000	1,444,494,000	1,146,966,000	1,146,966,000	1,146,966,000	1,370,112,000	1,370,112,000	1,593,258,000	1,593,258,000	2,145,168,000	2,145,168,000	2,145,168,000	18,692,130,000
Bahan Baku Container	206,000,000	206,000,000	103,000,000	103,000,000	103,000,000	219,000,000	219,000,000	322,000,000	322,000,000	687,000,000	687,000,000	687,000,000	3,864,000,000
Bahan Baku - Material Pembantu	61,600,000	61,600,000	38,500,000	38,500,000	38,500,000	53,900,000	53,900,000	69,300,000	69,300,000	84,700,000	84,700,000	84,700,000	739,200,000
JUMLAH HPP	**267,600,000**	**267,600,000**	**141,500,000**	**141,500,000**	**141,500,000**	**272,900,000**	**272,900,000**	**391,300,000**	**391,300,000**	**771,700,000**	**771,700,000**	**771,700,000**	**4,603,200,000**
LABA KOTOR	**1,176,894,000**	**1,176,894,000**	**1,005,466,000**	**1,005,466,000**	**1,005,466,000**	**1,097,212,000**	**1,097,212,000**	**1,201,958,000**	**1,201,958,000**	**1,373,468,000**	**1,373,468,000**	**1,373,468,000**	**14,088,930,000**
													25%
BEBAN USAHA													
Beban Gaji	325,658,880	333,240,480	333,240,480	333,240,480	333,240,480	333,240,480	333,240,480	333,240,480	333,240,480	374,064,480	392,143,680	392,143,680	4,149,934,560
Beban THR & Bonus	-	-	-	333,240,480	-	-	-	-	-	-	-	-	333,240,480
Beban BPJS Kesehatan	7,777,104	7,777,104	8,010,384	8,010,384	8,010,384	8,010,384	8,010,384	8,010,384	8,010,384	10,630,118	10,630,118	10,630,118	103,517,251
Beban BPJS TK	14,557,886	14,557,886	14,959,711	14,959,711	14,959,711	14,959,711	14,959,711	14,959,711	14,959,711	19,472,203	19,472,203	19,472,203	192,250,358
Beban Perbaikan dan Pemeliharaan M	-	-	-	18,075,000	-	-	-	18,075,000	-	-	-	18,075,000	54,225,000
Beban Perbaikan dan Pemeliharaan Ge	-	-	-	-	-	-	-	-	-	-	-	11,550,000	11,550,000
Biaya Tools	3,437,316	3,437,316	2,821,994	2,821,994	2,821,994	3,129,655	3,129,655	3,437,316	3,437,316	6,271,808	7,446,618	7,490,943	49,683,925
Beban Listrik	17,000,000	17,000,000	17,000,000	17,000,000	17,000,000	17,000,000	17,000,000	17,000,000	17,000,000	17,000,000	17,000,000	17,000,000	204,000,000
Beban Telpon & Internet	5,000,000	5,000,000	5,000,000	5,000,000	5,000,000	5,000,000	5,000,000	5,000,000	5,000,000	5,000,000	5,000,000	5,000,000	60,000,000
Beban Air PAM	3,000,000	3,000,000	3,000,000	3,000,000	3,000,000	3,000,000	3,000,000	3,000,000	3,000,000	3,000,000	3,000,000	3,000,000	36,000,000
Beban Pantries & Toileters	1,485,000	1,485,000	1,485,000	1,485,000	1,485,000	1,485,000	1,485,000	1,485,000	1,485,000	1,485,000	1,485,000	1,485,000	17,820,000
Beban Professional Fee	-	-	-	-	-	-	-	-	-	-	-	-	-
Beban Perizinan	-	-	-	-	-	-	-	-	-	-	-	-	-
Beban KIR	-	-	-	-	-	4,100,000	-	-	-	-	-	4,100,000	8,200,000
Biaya Sewa Kendaraan Operasional	-	-	-	-	-	-	-	-	-	-	-	-	-
Biaya Perjalanan Dinas	30,000,000	30,000,000	20,000,000	20,000,000	20,000,000	30,000,000	30,000,000	50,000,000	50,000,000	100,000,000	100,000,000	100,000,000	580,000,000
Beban Promosi	23,900,000	21,150,000	19,600,000	17,400,000	17,400,000	21,100,000	18,900,000	21,150,000	21,150,000	84,900,000	84,900,000	87,100,000	438,650,000
Beban Recruitment	-	-	-	-	-	-	-	-	-	-	-	-	-
Beban Training Karyawan	41,926,500	-	-	41,926,500	-	-	41,926,500	-	-	41,926,500	-	-	167,706,000
Beban Entertain Karyawan	173,250,000	-	-	-	-	-	-	-	-	-	-	-	173,250,000
Beban Uniform Karyawan	-	-	-	-	-	-	-	-	-	-	-	18,098,640	18,098,640
Beban Operasional Lainnya	36,000,000	36,000,000	36,000,000	36,000,000	36,000,000	36,000,000	40,000,000	40,000,000	40,000,000	40,000,000	40,000,000	40,000,000	456,000,000
JUMLAH BEBAN OPERASIONAL	**682,992,686**	**472,647,786**	**461,117,569**	**852,159,549**	**458,917,569**	**477,025,230**	**516,651,730**	**515,357,891**	**497,282,891**	**703,750,110**	**681,077,620**	**735,145,585**	**7,054,126,214**
LABA RUGI SEBELUM PAJAK, BUNGA, DEPRESIASI DAN AMORTISASI - EBITDA	**493,901,314**	**704,246,214**	**544,348,431**	**153,306,451**	**546,548,431**	**620,186,770**	**580,560,270**	**686,600,109**	**704,675,109**	**669,717,890**	**692,390,380**	**638,322,415**	**7,034,803,786**
Beban Sewa	22,020,000	22,020,000	22,020,000	22,020,000	22,020,000	22,020,000	22,020,000	22,020,000	22,020,000	22,020,000	22,020,000	22,020,000	264,240,000
Beban Asuransi	15,550,000	15,550,000	15,550,000	15,550,000	15,550,000	15,550,000	15,550,000	15,550,000	15,550,000	15,550,000	15,550,000	15,550,000	186,600,000
Beban Penyusutan Aktiva	35,861,458	35,921,042	35,921,042	35,921,042	35,921,042	35,921,042	35,921,042	35,921,042	36,608,542	58,129,375	58,530,417	58,821,458	499,398,542
JUMLAH BEBAN DEPRE & AMORTISASI	**73,431,458**	**73,491,042**	**73,491,042**	**73,491,042**	**73,491,042**	**73,491,042**	**73,491,042**	**73,491,042**	**74,178,542**	**95,699,375**	**96,100,417**	**96,391,458**	**950,238,542**
													-
LABA RUGI SEBELUM PAJAK - EBT	**420,469,856**	**630,755,172**	**470,857,389**	**79,815,409**	**473,057,389**	**546,695,728**	**507,069,228**	**613,109,067**	**630,496,567**	**574,018,515**	**596,289,964**	**541,930,957**	**6,084,565,244**
PAJAK PENGHASILAN												1,521,141,311	1,521,141,311
LABA RUGI BERSIH SETELAH PAJAK	**420,469,856**	**630,755,172**	**470,857,389**	**79,815,409**	**473,057,389**	**546,695,728**	**507,069,228**	**613,109,067**	**630,496,567**	**574,018,515**	**596,289,964**	**(979,210,354)**	**4,563,423,933**
DEVIDEN						786,495,283						582,531,896	1,369,027,180
LABA DITAHAN	**420,469,856**	**630,755,172**	**470,857,389**	**79,815,409**	**473,057,389**	**(239,799,555)**	**507,069,228**	**613,109,067**	**630,496,567**	**574,018,515**	**596,289,964**	**(1,561,742,251)**	**3,194,396,753**

Tabel 10.36: Tabel Proyeksi Laba-Rugi Tahun ke 4

KETERANGAN	TAHUN 4												
	1	2	3	4	5	6	7	8	9	10	11	12	YTD
PENDAPATAN USAHA													
	2,072,070,000	2,072,070,000	1,753,290,000	1,753,290,000	1,753,290,000	1,992,375,000	1,992,375,000	2,231,460,000	2,231,460,000	2,629,935,000	2,629,935,000	2,629,935,000	25,741,485,000
Penjualan	2,072,070,000	2,072,070,000	1,753,290,000	1,753,290,000	1,753,290,000	1,992,375,000	1,992,375,000	2,231,460,000	2,231,460,000	2,629,935,000	2,629,935,000	2,629,935,000	25,741,485,000
Pendapatan Service	331,531,200	331,531,200	280,526,400	280,526,400	280,526,400	318,780,000	318,780,000	357,033,600	357,033,600	420,789,600	420,789,600	420,789,600	4,118,637,600
Pendapatan Rental	180,000,000	180,000,000	180,000,000	180,000,000	180,000,000	180,000,000	180,000,000	180,000,000	180,000,000	180,000,000	180,000,000	180,000,000	2,160,000,000
JUMLAH PENDAPATAN USAHA	2,583,601,200	2,583,601,200	2,213,816,400	2,213,816,400	2,213,816,400	2,491,155,000	2,491,155,000	2,768,493,600	2,768,493,600	3,230,724,600	3,230,724,600	3,230,724,600	32,020,122,600
Bahan Baku Container	412,000,000	412,000,000	309,000,000	309,000,000	309,000,000	296,000,000	296,000,000	455,000,000	455,000,000	790,000,000	790,000,000	790,000,000	5,623,000,000
Bahan Baku - Material Pembantu	96,600,000	96,600,000	80,500,000	80,500,000	80,500,000	96,600,000	96,600,000	120,750,000	120,750,000	161,000,000	161,000,000	161,000,000	1,352,400,000
JUMLAH HPP	**508,600,000**	**508,600,000**	**389,500,000**	**389,500,000**	**389,500,000**	**392,600,000**	**392,600,000**	**575,750,000**	**575,750,000**	**951,000,000**	**951,000,000**	**951,000,000**	**6,975,400,000**
LABA KOTOR	**2,075,001,200**	**2,075,001,200**	**1,824,316,400**	**1,824,316,400**	**1,824,316,400**	**2,098,555,000**	**2,098,555,000**	**2,192,743,600**	**2,192,743,600**	**2,279,724,600**	**2,279,724,600**	**2,279,724,600**	**25,044,722,600**
													22%
BEBAN USAHA													
Beban Gaji	435,356,467	435,356,467	435,356,467	435,356,467	435,356,467	435,356,467	435,356,467	435,356,467	435,356,467	447,197,760	447,197,760	459,039,053	5,271,642,778
Beban THR & Bonus	-	-	-	435,356,467	-	-	-	-	-	-	-	-	435,356,467
Beban BPJS Kesehatan	8,207,272	8,207,272	8,459,215	8,459,215	8,459,215	8,459,215	8,459,215	8,459,215	8,459,215	11,288,528	11,288,528	11,288,528	109,494,631
Beban BPJS TK	15,652,480	15,652,480	16,086,451	16,086,451	16,086,451	16,086,451	16,086,451	16,086,451	16,086,451	20,959,943	20,959,943	20,959,943	206,789,945
Beban Perbaikan dan Pemeliharaan M	-	-	-	30,727,500	-	-	-	30,727,500	-	-	-	30,727,500	92,182,500
Beban Perbaikan dan Pemeliharaan Ge	-	-	-	-	-	-	-	-	-	-	-	12,705,000	12,705,000
Biaya Tools	4,704,190	4,704,190	4,070,408	4,070,408	4,070,408	4,387,299	4,387,299	5,021,081	5,021,081	6,465,044	6,452,553	6,792,862	60,146,821
Beban Listrik	20,000,000	20,000,000	20,000,000	20,000,000	20,000,000	20,000,000	20,000,000	20,000,000	20,000,000	20,000,000	20,000,000	20,000,000	240,000,000
Beban Telpon & Internet	5,000,000	5,000,000	5,000,000	5,000,000	5,000,000	5,000,000	5,000,000	5,000,000	5,000,000	5,000,000	5,000,000	5,000,000	60,000,000
Beban Air PAM	3,000,000	3,000,000	3,000,000	3,000,000	3,000,000	3,000,000	3,000,000	3,000,000	3,000,000	3,000,000	3,000,000	3,000,000	36,000,000
Beban Pantries & Toileters	1,485,000	1,485,000	1,485,000	1,485,000	1,485,000	1,485,000	1,485,000	1,485,000	1,485,000	1,485,000	1,485,000	1,485,000	17,820,000
Beban Professional Fee	-	-	-	-	-	-	-	-	-	-	-	-	-
Beban Perizinan	-	-	-	-	-	-	-	-	-	-	-	-	-
Beban KIR	-	-	-	-	-	4,400,000	-	-	-	-	-	4,400,000	8,800,000
Biaya Sewa Kendaraan Operasional	-	-	-	-	-	-	-	-	-	-	-	-	-
Biaya Perjalanan Dinas	37,500,000	37,500,000	25,000,000	25,000,000	25,000,000	37,500,000	37,500,000	62,500,000	62,500,000	125,000,000	125,000,000	125,000,000	725,000,000
Beban Promosi	23,900,000	21,150,000	19,600,000	17,400,000	17,400,000	21,100,000	18,900,000	21,150,000	21,150,000	84,900,000	84,900,000	87,100,000	438,650,000
Beban Recruitment	-	-	-	-	-	-	-	-	-	-	-	-	-
Beban Training Karyawan	46,119,150	-	-	46,119,150	-	-	46,119,150	-	-	46,119,150	-	-	184,476,600
Beban Entertain Karyawan	235,659,375	-	-	-	-	-	-	-	-	-	-	-	235,659,375
Beban Uniform Karyawan	-	-	-	-	-	-	-	-	-	-	-	19,727,400	19,727,400
Beban Operasional Lainnya	44,000,000	44,000,000	44,000,000	44,000,000	44,000,000	44,000,000	48,000,000	48,000,000	48,000,000	48,000,000	48,000,000	48,000,000	552,000,000
JUMLAH BEBAN OPERASIONAL	**880,583,934**	**596,055,409**	**582,057,541**	**1,092,060,658**	**579,857,541**	**600,774,432**	**644,293,582**	**656,785,713**	**626,058,213**	**819,415,425**	**773,283,784**	**855,225,285**	**8,706,451,518**
LABA RUGI SEBELUM PAJAK, BUNGA, DEPRESIASI DAN AMORTISASI - EBITDA	**1,194,417,266**	**1,478,945,791**	**1,242,258,859**	**732,255,742**	**1,244,458,859**	**1,497,780,568**	**1,454,261,418**	**1,535,957,887**	**1,566,685,387**	**1,460,309,175**	**1,506,440,816**	**1,424,499,315**	**16,338,271,082**
Beban Sewa	24,305,333	24,305,333	24,305,333	24,305,333	24,305,333	24,305,333	24,305,333	24,305,333	24,305,333	24,305,333	24,305,333	24,305,333	291,664,000
Beban Asuransi	15,550,000	15,550,000	15,550,000	15,550,000	15,550,000	15,550,000	15,550,000	15,550,000	15,550,000	15,550,000	15,550,000	15,550,000	186,600,000
Beban Penyusutan Aktiva	58,821,458	58,821,458	58,821,458	58,821,458	58,821,458	58,821,458	58,821,458	58,821,458	58,821,458	58,821,458	58,821,458	58,821,458	705,857,500
JUMLAH BEBAN DEPRE & AMORTISASI	**98,676,792**	**98,676,792**	**98,676,792**	**98,676,792**	**98,676,792**	**98,676,792**	**98,676,792**	**98,676,792**	**98,676,792**	**98,676,792**	**98,676,792**	**98,676,792**	**1,184,121,500**
													-
LABA RUGI SEBELUM PAJAK - EBT	**1,095,740,474**	**1,380,268,999**	**1,143,582,067**	**633,578,950**	**1,145,782,067**	**1,399,103,777**	**1,355,584,627**	**1,437,281,095**	**1,468,008,595**	**1,361,632,384**	**1,407,764,025**	**1,325,822,523**	**15,154,149,582**
PAJAK PENGHASILAN												3,788,537,396	3,788,537,396
LABA RUGI BERSIH SETELAH PAJAK	**1,095,740,474**	**1,380,268,999**	**1,143,582,067**	**633,578,950**	**1,145,782,067**	**1,399,103,777**	**1,355,584,627**	**1,437,281,095**	**1,468,008,595**	**1,361,632,384**	**1,407,764,025**	**(2,462,714,873)**	**11,365,612,187**
DEVIDEN						2,039,416,900						1,370,266,756	3,409,683,656
LABA DITAHAN	**1,095,740,474**	**1,380,268,999**	**1,143,582,067**	**633,578,950**	**1,145,782,067**	**(640,313,124)**	**1,355,584,627**	**1,437,281,095**	**1,468,008,595**	**1,361,632,384**	**1,407,764,025**	**(3,832,981,628)**	**7,955,928,531**

Tabel 10.37: Tabel Proyeksi Laba-Rugi Tahun ke 5

KETERANGAN	TAHUN 5												
	1	2	3	4	5	6	7	8	9	10	11	12	YTD
PENDAPATAN USAHA													
	3,785,512,500	3,785,512,500	3,287,418,750	3,287,418,750	3,287,418,750	3,685,893,750	3,685,893,750	3,785,512,500	3,785,512,500	4,084,368,750	4,084,368,750	4,084,368,750	44,629,200,000
Penjualan	3,785,512,500	3,785,512,500	3,287,418,750	3,287,418,750	3,287,418,750	3,685,893,750	3,685,893,750	3,785,512,500	3,785,512,500	4,084,368,750	4,084,368,750	4,084,368,750	44,629,200,000
Pendapatan Service	757,102,500	757,102,500	657,483,750	657,483,750	657,483,750	737,178,750	737,178,750	757,102,500	757,102,500	816,873,750	816,873,750	816,873,750	8,925,840,000
Pendapatan Rental	180,000,000	180,000,000	180,000,000	180,000,000	180,000,000	180,000,000	180,000,000	180,000,000	180,000,000	180,000,000	180,000,000	180,000,000	2,160,000,000
JUMLAH PENDAPATAN USAHA	4,722,615,000	4,722,615,000	4,124,902,500	4,124,902,500	4,124,902,500	4,603,072,500	4,603,072,500	4,722,615,000	4,722,615,000	5,081,242,500	5,081,242,500	5,081,242,500	55,715,040,000
Bahan Baku Container	412,000,000	412,000,000	309,000,000	309,000,000	309,000,000	296,000,000	296,000,000	455,000,000	455,000,000	790,000,000	790,000,000	790,000,000	5,623,000,000
Bahan Baku - Material Pembantu	100,800,000	100,800,000	84,000,000	84,000,000	84,000,000	100,800,000	100,800,000	126,000,000	126,000,000	168,000,000	168,000,000	168,000,000	1,411,200,000
JUMLAH HPP	**512,800,000**	**512,800,000**	**393,000,000**	**393,000,000**	**393,000,000**	**396,800,000**	**396,800,000**	**581,000,000**	**581,000,000**	**958,000,000**	**958,000,000**	**958,000,000**	**7,034,200,000**
LABA KOTOR	**4,209,815,000**	**4,209,815,000**	**3,731,902,500**	**3,731,902,500**	**3,731,902,500**	**4,206,272,500**	**4,206,272,500**	**4,141,615,000**	**4,141,615,000**	**4,123,242,500**	**4,123,242,500**	**4,123,242,500**	**48,680,840,000**
													13%
BEBAN USAHA													
Beban Gaji	495,762,177	504,605,355	504,605,355	504,605,355	504,605,355	504,605,355	504,605,355	504,605,355	504,605,355	555,759,740	569,296,605	575,690,903	6,233,352,268
Beban THR & Bonus	-	-	-	504,605,355	-	-	-	-	-	-	-	-	504,605,355
Beban BPJS Kesehatan	8,671,854	8,671,854	8,943,952	8,943,952	8,943,952	8,943,952	8,943,952	8,943,952	8,943,952	11,999,610	11,999,610	11,999,610	115,950,202
Beban BPJS TK	16,834,642	16,834,642	17,303,330	17,303,330	17,303,330	17,303,330	17,303,330	17,303,330	17,303,330	22,566,701	22,566,701	22,566,701	222,492,699
Beban Perbaikan dan Pemeliharaan M	-	-	-	38,409,375	-	-	-	38,409,375	-	-	-	38,409,375	115,228,125
Beban Perbaikan dan Pemeliharaan Ge	-	-	-	-	-	-	-	-	-	-	-	5,000,000	5,000,000
Biaya Tools	4,867,826	4,867,826	3,866,123	3,866,123	3,866,123	4,192,520	4,192,520	4,620,214	4,620,214	7,396,184	7,210,964	7,118,354	60,684,990
Beban Listrik	23,000,000	23,000,000	23,000,000	23,000,000	23,000,000	23,000,000	23,000,000	23,000,000	23,000,000	23,000,000	23,000,000	23,000,000	276,000,000
Beban Telpon & Internet	6,000,000	6,000,000	6,000,000	6,000,000	6,000,000	6,000,000	6,000,000	6,000,000	6,000,000	6,000,000	6,000,000	6,000,000	72,000,000
Beban Air PAM	3,500,000	3,500,000	3,500,000	3,500,000	3,500,000	3,500,000	3,500,000	3,500,000	3,500,000	3,500,000	3,500,000	3,500,000	42,000,000
Beban Pantries & Toileters	1,811,250	1,811,250	1,811,250	1,811,250	1,811,250	1,811,250	1,811,250	1,811,250	1,811,250	1,811,250	1,811,250	1,811,250	21,735,000
Beban Professional Fee	-	-	-	-	-	-	-	-	-	-	-	-	-
Beban Perizinan	-	-	-	-	-	-	-	-	-	-	-	-	-
Beban KIR	-	-	-	-	-	4,700,000	-	-	-	-	-	4,700,000	9,400,000
Biaya Sewa Kendaraan Operasional	-	-	-	-	-	-	-	-	-	-	-	-	-
Biaya Perjalanan Dinas	100,000,000	100,000,000	60,000,000	60,000,000	60,000,000	80,000,000	80,000,000	120,000,000	120,000,000	300,000,000	300,000,000	300,000,000	1,680,000,000
Beban Promosi	9,720,000	6,720,000	9,120,000	6,720,000	6,720,000	9,120,000	6,720,000	6,720,000	6,720,000	1,084,720,000	84,720,000	87,120,000	1,324,840,000
Beban Recruitment	-	-	-	-	-	-	-	-	-	-	-	-	-
Beban Training Karyawan	50,731,065	-	-	50,731,065	-	-	50,731,065	-	-	50,731,065	-	-	202,924,260
Beban Entertain Karyawan	264,806,719	-	-	-	-	-	-	-	-	-	-	-	264,806,719
Beban Uniform Karyawan	-	-	-	-	-	-	-	-	-	-	-	24,449,040	24,449,040
Beban Operasional Lainnya	78,000,000	78,000,000	78,000,000	78,000,000	78,000,000	78,000,000	84,000,000	84,000,000	84,000,000	84,000,000	84,000,000	84,000,000	972,000,000
JUMLAH BEBAN OPERASIONAL	**1,063,705,532**	**754,010,927**	**716,150,010**	**1,307,495,805**	**713,750,010**	**741,176,408**	**790,807,473**	**818,913,476**	**780,504,101**	**2,151,484,551**	**1,114,105,131**	**1,195,365,234**	**12,147,468,658**
LABA RUGI SEBELUM PAJAK, BUNGA, DEPRESIASI DAN AMORTISASI - EBITDA	**3,146,109,468**	**3,455,804,073**	**3,015,752,490**	**2,424,406,695**	**3,018,152,490**	**3,465,096,092**	**3,415,465,027**	**3,322,701,524**	**3,361,110,899**	**1,971,757,949**	**3,009,137,369**	**2,927,877,266**	**36,533,371,342**
Beban Sewa	29,282,000	29,282,000	29,282,000	29,282,000	29,282,000	29,282,000	29,282,000	29,282,000	29,282,000	29,282,000	29,282,000	29,282,000	351,384,000
Beban Asuransi	15,550,000	15,550,000	15,550,000	15,550,000	15,550,000	15,550,000	15,550,000	15,550,000	15,550,000	15,550,000	15,550,000	15,550,000	186,600,000
Beban Penyusutan Aktiva	105,377,708	105,527,708	105,527,708	105,527,708	105,527,708	105,527,708	105,527,708	105,527,708	105,527,708	105,267,292	105,142,292	105,211,042	1,265,220,000
JUMLAH BEBAN DEPRE & AMORTISASI	**150,209,708**	**150,359,708**	**150,359,708**	**150,359,708**	**150,359,708**	**150,359,708**	**150,359,708**	**150,359,708**	**150,359,708**	**150,099,292**	**149,974,292**	**150,043,042**	**1,803,204,000**
													-
LABA RUGI SEBELUM PAJAK - EBT	**2,995,899,759**	**3,305,444,365**	**2,865,392,782**	**2,274,046,986**	**2,867,792,782**	**3,314,736,384**	**3,265,105,319**	**3,172,341,816**	**3,210,751,191**	**1,821,658,657**	**2,859,163,077**	**2,777,834,224**	**34,730,167,342**
PAJAK PENGHASILAN												8,682,541,835	8,682,541,835
LABA RUGI BERSIH SETELAH PAJAK	**2,995,899,759**	**3,305,444,365**	**2,865,392,782**	**2,274,046,986**	**2,867,792,782**	**3,314,736,384**	**3,265,105,319**	**3,172,341,816**	**3,210,751,191**	**1,821,658,657**	**2,859,163,077**	**(5,904,707,611)**	**26,047,625,506**
DEVIDEN						5,286,993,917						2,527,293,735	7,814,287,652
LABA DITAHAN	**2,995,899,759**	**3,305,444,365**	**2,865,392,782**	**2,274,046,986**	**2,867,792,782**	**(1,972,257,533)**	**3,265,105,319**	**3,172,341,816**	**3,210,751,191**	**1,821,658,657**	**2,859,163,077**	**(8,432,001,346)**	**18,233,337,854**

Lampiran 8.3

Sumber: Penulis, 2022

Tabel 10.38: Tabel Proyeksi Neraca Tahun ke 1

	TAHUN 1												
	1	2	3	4	5	6	7	8	9	10	11	12	YTD
ASSET													
Asset Lancar													
Kas dan Bank	1,215,625,000.00	721,122,500.00	407,200,000.00	116,572,898.33	(93,137,536.67)	(347,752,971.67)	(549,693,406.67)	(708,863,841.67)	(861,434,276.67)	(1,039,684,446.67)	(1,121,034,616.67)	(1,252,604,786.67)	(1,252,604,786.67)
Piutang	-	13,125,000.00	26,250,000.00	26,250,000.00	26,250,000.00	39,375,000.00	39,375,000.00	65,625,000.00	65,625,000.00	118,125,000.00	118,125,000.00	118,125,000.00	118,125,000.00
Sewa Dibayar Dimuka	152,166,666.67	138,333,333.33	124,500,000.00	110,666,666.67	96,833,333.33	83,000,000.00	69,166,666.67	55,333,333.33	41,500,000.00	27,666,666.67	13,833,333.33	-	-
Asuransi Dibayar Dimuka	171,050,000.00	155,500,000.00	139,950,000.00	124,400,000.00	108,850,000.00	93,300,000.00	77,750,000.00	62,200,000.00	46,650,000.00	31,100,000.00	15,550,000.00	-	-
Jumlah Asset Lancar	**1,538,841,666.67**	**1,028,080,833.33**	**697,900,000.00**	**377,889,565.00**	**138,795,796.67**	**(132,077,971.67)**	**(363,401,740.00)**	**(525,705,508.33)**	**(707,659,276.67)**	**(862,792,780.00)**	**(973,526,283.33)**	**(1,134,479,786.67)**	**(1,134,479,786.67)**
Asset Tetap													
HP Tanah & Bangunan	-	-	-	-	-	-	-	-	-	-	-	-	-
Akm. Penyusutan Bangunan	-	-	-	-	-	-	-	-	-	-	-	-	-
HP Peralatan Kantor	**210,700,000**	**210,700,000**	**210,700,000**	**210,700,000**	**210,700,000**	**210,700,000**	**210,700,000**	**210,700,000**	**210,700,000**	**254,800,000**	**260,000,000**	**263,900,000**	**263,900,000**
Akm. Penyusutan Peralatan Kantor	*(4,389,583)*	*(8,779,167)*	*(13,168,750)*	*(17,558,333)*	*(21,947,917)*	*(26,337,500)*	*(30,727,083)*	*(35,116,667)*	*(39,506,250)*	*(44,814,583)*	*(50,231,250)*	*(55,729,167)*	*(55,729,167)*
HP Mesin	**30,400,000**	**30,400,000**	**30,400,000**	**30,400,000**	**30,400,000**	**30,400,000**	**30,400,000**	**30,400,000**	**30,400,000**	**83,200,000**	**106,000,000**	**106,000,000**	**106,000,000**
Akm. Penyusutan Mesin	*(320,833)*	*(641,667)*	*(962,500)*	*(1,283,333)*	*(1,604,167)*	*(1,925,000)*	*(2,245,833)*	*(2,566,667)*	*(2,887,500)*	*(3,766,667)*	*(4,891,667)*	*(6,016,667)*	*(6,016,667)*
HP Kendaraan	**2,760,000,000**	**2,760,000,000**	**2,760,000,000**	**2,760,000,000**	**2,760,000,000**	**2,760,000,000**	**2,760,000,000**	**2,760,000,000**	**2,760,000,000**	**2,760,000,000**	**2,760,000,000**	**2,760,000,000**	**2,760,000,000**
Akm. Penyusutan Kendaraan	*(28,750,000)*	*(57,500,000)*	*(86,250,000)*	*(115,000,000)*	*(143,750,000)*	*(172,500,000)*	*(201,250,000)*	*(230,000,000)*	*(258,750,000)*	*(287,500,000)*	*(316,250,000)*	*(345,000,000)*	*(345,000,000)*
Jumlah Asset Tetap	**2,967,639,583**	**2,934,179,167**	**2,900,718,750**	**2,867,258,333**	**2,833,797,917**	**2,800,337,500**	**2,766,877,083**	**2,733,416,667**	**2,699,956,250**	**2,761,918,750**	**2,754,627,083**	**2,723,154,167**	**2,723,154,167**
JUMLAH ASSET	**4,506,481,250**	**3,962,260,000**	**3,598,618,750**	**3,245,147,898**	**2,972,593,713**	**2,668,259,528**	**2,403,475,343**	**2,207,711,158**	**1,992,296,973**	**1,899,125,970**	**1,781,100,800**	**1,588,674,380**	**1,588,674,380**
KEWAJIBAN DAN EKUITAS													
Kewajiban Lancar													
Hutang Usaha													
Hutang Gaji Karyawan	-	-	-	-	-	-	-	-	-	-	-	-	-
Pendapatan diterima dimuka	-	-	-	-	-	-	-	-	-	-	-	-	-
Hutang													
Hutang Pajak	-	-	-	-	-	-	-	-	-	-	-	-	-
JUMLAH KEWAJIBAN	**-**	**-**	**-**	**-**	**-**	**-**	**-**	**-**	**-**	**-**	**-**	**-**	**-**
EKUITAS													
Modal	5,161,502,500.00	5,161,502,500.00	5,161,502,500.00	5,161,502,500.00	5,161,502,500.00	5,161,502,500.00	5,161,502,500.00	5,161,502,500.00	5,161,502,500.00	5,161,502,500.00	5,161,502,500.00	5,161,502,500.00	5,161,502,500.00
Laba Ditahan	(655,021,250.00)	(1,199,242,500.00)	(1,562,883,750.00)	(1,916,354,601.67)	(2,188,908,786.67)	(2,493,242,971.67)	(2,758,027,156.67)	(2,953,791,341.67)	(3,169,205,526.67)	(3,262,376,530.00)	(3,380,401,700.00)	(3,572,828,120.00)	(3,572,828,120.00)
JUMLAH EKUITAS	**4,506,481,250.00**	**3,962,260,000.00**	**3,598,618,750.00**	**3,245,147,898.33**	**2,972,593,713.33**	**2,668,259,528.33**	**2,403,475,343.33**	**2,207,711,158.33**	**1,992,296,973.33**	**1,899,125,970.00**	**1,781,100,800.00**	**1,588,674,380.00**	**1,588,674,380.00**

Tabel 10.39: Tabel Proyeksi Neraca Tahun ke 2

	TAHUN 2												
	1	2	3	4	5	6	7	8	9	10	11	12	YTD
ASSET													
Asset Lancar													
Kas dan Bank	(1,594,046,859.67)	(1,375,048,932.67)	(1,244,521,665.67)	(1,498,471,398.67)	(1,423,594,131.67)	(1,301,472,971.27)	(1,219,712,104.27)	(1,113,118,637.27)	(961,150,170.27)	(1,081,562,067.07)	(1,067,162,463.87)	(1,088,614,152.03)	(1,088,614,152.03)
Piutang	144,375,000.00	144,375,000.00	86,625,000.00	86,625,000.00	86,625,000.00	115,500,000.00	115,500,000.00	144,375,000.00	144,375,000.00	202,125,000.00	202,125,000.00	202,125,000.00	202,125,000.00
Sewa Dibayar Dimuka	170,133,333.33	154,666,666.67	139,200,000.00	123,733,333.33	108,266,666.67	92,800,000.00	77,333,333.33	61,866,666.67	46,400,000.00	30,933,333.33	15,466,666.67	-	-
Asuransi Dibayar Dimuka	171,050,000.00	155,500,000.00	139,950,000.00	124,400,000.00	108,850,000.00	93,300,000.00	77,750,000.00	62,200,000.00	46,650,000.00	31,100,000.00	15,550,000.00	-	-
Jumlah Asset Lancar	**(1,108,488,526.33)**	**(920,507,266.00)**	**(878,746,665.67)**	**(1,163,713,065.33)**	**(1,119,852,465.00)**	**(999,872,971.27)**	**(949,128,770.93)**	**(844,676,970.60)**	**(723,725,170.27)**	**(817,403,733.73)**	**(834,020,797.20)**	**(886,489,152.03)**	**(886,489,152.03)**
Asset Tetap													
HP Tanah & Bangunan	-	-	-	-	-	-	-	-	-	-	-	-	-
Akm. Penyusutan Bangunan	-	-	-	-	-	-	-	-	-	-	-	-	-
HP Peralatan Kantor	**263,900,000**	**263,900,000**	**263,900,000**	**263,900,000**	**263,900,000**	**263,900,000**	**263,900,000**	**263,900,000**	**263,900,000**	**279,650,000**	**279,650,000**	**279,650,000**	**279,650,000**
Akm. Penyusutan Peralatan Kantor	*(61,227,083)*	*(66,725,000)*	*(72,222,917)*	*(77,720,833)*	*(83,218,750)*	*(88,716,667)*	*(94,214,583)*	*(99,712,500)*	*(105,210,417)*	*(111,036,458)*	*(116,862,500)*	*(122,688,542)*	*(122,688,542)*
HP Mesin	**106,000,000**	**106,000,000**	**106,000,000**	**106,000,000**	**106,000,000**	**106,000,000**	**106,000,000**	**106,000,000**	**106,000,000**	**106,000,000**	**106,000,000**	**106,000,000**	**106,000,000**
Akm. Penyusutan Mesin	*(7,141,667)*	*(8,266,667)*	*(9,391,667)*	*(10,516,667)*	*(11,641,667)*	*(12,766,667)*	*(13,891,667)*	*(15,016,667)*	*(16,141,667)*	*(17,266,667)*	*(18,391,667)*	*(19,516,667)*	*(19,516,667)*
HP Kendaraan	**2,760,000,000**	**2,760,000,000**	**2,760,000,000**	**2,760,000,000**	**2,760,000,000**	**2,760,000,000**	**2,760,000,000**	**2,760,000,000**	**2,760,000,000**	**2,760,000,000**	**2,760,000,000**	**2,760,000,000**	**2,760,000,000**
Akm. Penyusutan Kendaraan	*(373,750,000)*	*(402,500,000)*	*(431,250,000)*	*(460,000,000)*	*(488,750,000)*	*(517,500,000)*	*(546,250,000)*	*(575,000,000)*	*(603,750,000)*	*(632,500,000)*	*(661,250,000)*	*(690,000,000)*	*(690,000,000)*
Jumlah Asset Tetap	**2,687,781,250**	**2,652,408,333**	**2,617,035,417**	**2,581,662,500**	**2,546,289,583**	**2,510,916,667**	**2,475,543,750**	**2,440,170,833**	**2,404,797,917**	**2,384,846,875**	**2,349,145,833**	**2,313,444,792**	**2,313,444,792**
JUMLAH ASSET	**1,579,292,724**	**1,731,901,067**	**1,738,288,751**	**1,417,949,435**	**1,426,437,118**	**1,511,043,695**	**1,526,414,979**	**1,595,493,863**	**1,681,072,746**	**1,567,443,141**	**1,515,125,036**	**1,426,955,640**	**1,426,955,640**
KEWAJIBAN DAN EKUITAS													
Kewajiban Lancar													
Hutang Usaha													
Hutang Gaji Karyawan	-	-	-	-	-	-	-	-	-	-	-	-	-
Pendapatan diterima dimuka	-	-	-	-	-	-	-	-	-	-	-	-	-
Hutang													
Hutang Pajak	-	-	-	-	-	-	-	-	-	-	-	(52,167,335.60)	(52,167,335.60)
JUMLAH KEWAJIBAN	**-**	**-**	**-**	**-**	**-**	**-**	**-**	**-**	**-**	**-**	**-**	**(52,167,336)**	**(52,167,336)**
EKUITAS													
Modal	5,161,502,500.00	5,161,502,500.00	5,161,502,500.00	5,161,502,500.00	5,161,502,500.00	5,161,502,500.00	5,161,502,500.00	5,161,502,500.00	5,161,502,500.00	5,161,502,500.00	5,161,502,500.00	5,161,502,500.00	5,161,502,500.00
Laba Ditahan	(3,582,209,776.33)	(3,429,601,432.67)	(3,423,213,749.00)	(3,743,553,065.33)	(3,735,065,381.67)	(3,650,458,804.60)	(3,635,087,520.93)	(3,566,008,637.27)	(3,480,429,753.60)	(3,594,059,358.73)	(3,646,377,463.87)	(3,682,379,524.76)	(3,682,379,524.76)
JUMLAH EKUITAS	**1,579,292,723.67**	**1,731,901,067.33**	**1,738,288,751.00**	**1,417,949,434.67**	**1,426,437,118.33**	**1,511,043,695.40**	**1,526,414,979.07**	**1,595,493,862.73**	**1,681,072,746.40**	**1,567,443,141.27**	**1,515,125,036.13**	**1,426,955,639.64**	**1,426,955,639.64**

Tabel 10.40: Tabel Proyeksi Neraca Tahun ke 3

	TAHUN 3												
	1	2	3	4	5	6	7	8	9	10	11	12	YTD
ASSET													
Asset Lancar													
Kas dan Bank	(1,133,380,963.07)	(431,994,749.11)	178,766,182.05	332,072,633.21	878,621,064.37	662,503,176.07	1,243,063,446.23	1,879,854,180.39	2,551,529,289.55	1,099,181,554.80	1,767,921,935.06	1,809,742,453.85	1,809,742,453.85
Piutang	282,253,125.00	282,253,125.00	215,840,625.00	215,840,625.00	215,840,625.00	265,650,000.00	265,650,000.00	315,459,375.00	315,459,375.00	398,475,000.00	398,475,000.00	398,475,000.00	398,475,000.00
Sewa Dibayar Dimuka	242,220,000.00	220,200,000.00	198,180,000.00	176,160,000.00	154,140,000.00	132,120,000.00	110,100,000.00	88,080,000.00	66,060,000.00	44,040,000.00	22,020,000.00	-	-
Asuransi Dibayar Dimuka	171,050,000.00	155,500,000.00	139,950,000.00	124,400,000.00	108,850,000.00	93,300,000.00	77,750,000.00	62,200,000.00	46,650,000.00	31,100,000.00	15,550,000.00	-	-
Jumlah Asset Lancar	**(437,857,838.07)**	**225,958,375.89**	**732,736,807.05**	**848,473,258.21**	**1,357,451,689.37**	**1,153,573,176.07**	**1,696,563,446.23**	**2,345,593,555.39**	**2,979,698,664.55**	**1,572,796,554.80**	**2,203,966,935.06**	**2,208,217,453.85**	**2,208,217,453.85**
Asset Tetap													
HP Tanah & Bangunan	-	-	-	-	-	-	-	-	-	-	-	-	-
Akm. Penyusutan Bangunan	-	-	-	-	-	-	-	-	-	-	-	-	-
HP Peralatan Kantor	**287,350,000**	**290,210,000**	**290,210,000**	**290,210,000**	**290,210,000**	**290,210,000**	**290,210,000**	**290,210,000**	**323,210,000**	**350,160,000**	**365,010,000**	**378,980,000**	**378,980,000**
Akm. Penyusutan Peralatan Kantor	*(128,675,000)*	*(134,721,042)*	*(140,767,083)*	*(146,813,125)*	*(152,859,167)*	*(158,905,208)*	*(164,951,250)*	*(170,997,292)*	*(177,730,833)*	*(185,025,833)*	*(192,630,208)*	*(200,525,625)*	*(200,525,625)*
HP Mesin	**106,000,000**	**106,000,000**	**106,000,000**	**106,000,000**	**106,000,000**	**106,000,000**	**106,000,000**	**106,000,000**	**106,000,000**	**118,100,000**	**126,900,000**	**126,900,000**	**126,900,000**
Akm. Penyusutan Mesin	*(20,641,667)*	*(21,766,667)*	*(22,891,667)*	*(24,016,667)*	*(25,141,667)*	*(26,266,667)*	*(27,391,667)*	*(28,516,667)*	*(29,641,667)*	*(30,892,708)*	*(32,235,417)*	*(33,578,125)*	*(33,578,125)*
HP Kendaraan	**2,760,000,000**	**2,760,000,000**	**2,760,000,000**	**2,760,000,000**	**2,760,000,000**	**2,760,000,000**	**2,760,000,000**	**2,760,000,000**	**2,760,000,000**	**4,760,000,000**	**4,760,000,000**	**4,760,000,000**	**4,760,000,000**
Akm. Penyusutan Kendaraan	*(718,750,000)*	*(747,500,000)*	*(776,250,000)*	*(805,000,000)*	*(833,750,000)*	*(862,500,000)*	*(891,250,000)*	*(920,000,000)*	*(948,750,000)*	*(998,333,333)*	*(1,047,916,667)*	*(1,097,500,000)*	*(1,097,500,000)*
Jumlah Asset Tetap	**2,285,283,333**	**2,252,222,292**	**2,216,301,250**	**2,180,380,208**	**2,144,459,167**	**2,108,538,125**	**2,072,617,083**	**2,036,696,042**	**2,033,087,500**	**4,014,008,125**	**3,979,127,708**	**3,934,276,250**	**3,934,276,250**
JUMLAH ASSET	**1,847,425,495**	**2,478,180,668**	**2,949,038,057**	**3,028,853,467**	**3,501,910,856**	**3,262,111,301**	**3,769,180,530**	**4,382,289,597**	**5,012,786,165**	**5,586,804,680**	**6,183,094,643**	**6,142,493,704**	**6,142,493,704**
KEWAJIBAN DAN EKUITAS													
Kewajiban Lancar													
Hutang Usaha													
Hutang Gaji Karyawan	-	-	-	-	-	-	-	-	-	-	-	-	-
Pendapatan diterima dimuka	-	-	-	-	-	-	-	-	-	-	-	-	-
Hutang													
Hutang Pajak	(52,167,335.60)	(52,167,335.60)	(52,167,335.60)	(52,167,335.60)	(52,167,335.60)	(52,167,335.60)	(52,167,335.60)	(52,167,335.60)	(52,167,335.60)	(52,167,335.60)	(52,167,335.60)	1,468,973,975.44	1,468,973,975.44
JUMLAH KEWAJIBAN	**(52,167,336)**	**(52,167,336)**	**(52,167,336)**	**(52,167,336)**	**(52,167,336)**	**(52,167,336)**	**(52,167,336)**	**(52,167,336)**	**(52,167,336)**	**(52,167,336)**	**(52,167,336)**	**1,468,973,975**	**1,468,973,975**
EKUITAS													
Modal	5,161,502,500.00	5,161,502,500.00	5,161,502,500.00	5,161,502,500.00	5,161,502,500.00	5,161,502,500.00	5,161,502,500.00	5,161,502,500.00	5,161,502,500.00	5,161,502,500.00	5,161,502,500.00	5,161,502,500.00	5,161,502,500.00
Laba Ditahan	(3,261,909,669.13)	(2,631,154,496.84)	(2,160,297,107.35)	(2,080,481,697.85)	(1,607,424,308.36)	(1,847,223,863.33)	(1,340,154,634.84)	(727,045,567.35)	(96,548,999.85)	477,469,515.40	1,073,759,478.99	(487,982,771.59)	(487,982,771.59)
JUMLAH EKUITAS	**1,847,425,495.27**	**2,478,180,667.56**	**2,949,038,057.05**	**3,028,853,466.55**	**3,501,910,856.04**	**3,262,111,301.07**	**3,769,180,529.56**	**4,382,289,597.05**	**5,012,786,164.55**	**5,586,804,679.80**	**6,183,094,643.39**	**6,142,493,703.85**	**6,142,493,703.85**

Tabel 10.41: Tabel Proyeksi Neraca Tahun ke 4

	TAHUN 4												
	1	2	3	4	5	6	7	8	9	10	11	12	YTD
ASSET													
Asset Lancar													
Kas dan Bank	2,406,353,219.47	3,885,299,010.09	5,207,252,869.19	5,939,508,611.09	7,183,967,470.19	6,582,559,888.07	8,036,821,306.34	9,513,007,942.95	11,079,693,329.56	12,440,383,754.99	13,946,824,571.37	14,001,057,130.23	14,001,057,130.23
Piutang	518,017,500.00	518,017,500.00	438,322,500.00	438,322,500.00	438,322,500.00	498,093,750.00	498,093,750.00	557,865,000.00	557,865,000.00	657,483,750.00	657,483,750.00	657,483,750.00	657,483,750.00
Sewa Dibayar Dimuka	267,358,666.67	243,053,333.33	218,748,000.00	194,442,666.67	170,137,333.33	145,832,000.00	121,526,666.67	97,221,333.33	72,916,000.00	48,610,666.67	24,305,333.33	-	-
Asuransi Dibayar Dimuka	171,050,000.00	155,500,000.00	139,950,000.00	124,400,000.00	108,850,000.00	93,300,000.00	77,750,000.00	62,200,000.00	46,650,000.00	31,100,000.00	15,550,000.00	-	-
Jumlah Asset Lancar	**3,362,779,386.14**	**4,801,869,843.43**	**6,004,273,369.19**	**6,696,673,777.76**	**7,901,277,303.52**	**7,319,785,638.07**	**8,734,191,723.01**	**10,230,294,276.28**	**11,757,124,329.56**	**13,177,578,171.65**	**14,644,163,654.70**	**14,658,540,880.23**	**14,658,540,880.23**
Asset Tetap													
HP Tanah & Bangunan	-	-	-	-	-	-	-	-	-	-	-	-	-
Akm. Penyusutan Bangunan	-	-	-	-	-	-	-	-	-	-	-	-	-
HP Peralatan Kantor	**378,980,000**	**378,980,000**	**378,980,000**	**378,980,000**	**378,980,000**	**378,980,000**	**378,980,000**	**378,980,000**	**378,980,000**	**378,980,000**	**378,980,000**	**378,980,000**	**378,980,000**
Akm. Penyusutan Peralatan Kantor	*(208,421,042)*	*(216,316,458)*	*(224,211,875)*	*(232,107,292)*	*(240,002,708)*	*(247,898,125)*	*(255,793,542)*	*(263,688,958)*	*(271,584,375)*	*(279,479,792)*	*(287,375,208)*	*(295,270,625)*	*(295,270,625)*
HP Mesin	**126,900,000**	**126,900,000**	**126,900,000**	**126,900,000**	**126,900,000**	**126,900,000**	**126,900,000**	**126,900,000**	**126,900,000**	**126,900,000**	**126,900,000**	**126,900,000**	**126,900,000**
Akm. Penyusutan Mesin	*(34,920,833)*	*(36,263,542)*	*(37,606,250)*	*(38,948,958)*	*(40,291,667)*	*(41,634,375)*	*(42,977,083)*	*(44,319,792)*	*(45,662,500)*	*(47,005,208)*	*(48,347,917)*	*(49,690,625)*	*(49,690,625)*
HP Kendaraan	**4,760,000,000**	**4,760,000,000**	**4,760,000,000**	**4,760,000,000**	**4,760,000,000**	**4,760,000,000**	**4,760,000,000**	**4,760,000,000**	**4,760,000,000**	**4,760,000,000**	**4,760,000,000**	**4,760,000,000**	**4,760,000,000**
Akm. Penyusutan Kendaraan	*(1,147,083,333)*	*(1,196,666,667)*	*(1,246,250,000)*	*(1,295,833,333)*	*(1,345,416,667)*	*(1,395,000,000)*	*(1,444,583,333)*	*(1,494,166,667)*	*(1,543,750,000)*	*(1,593,333,333)*	*(1,642,916,667)*	*(1,692,500,000)*	*(1,692,500,000)*
Jumlah Asset Tetap	**3,875,454,792**	**3,816,633,333**	**3,757,811,875**	**3,698,990,417**	**3,640,168,958**	**3,581,347,500**	**3,522,526,042**	**3,463,704,583**	**3,404,883,125**	**3,346,061,667**	**3,287,240,208**	**3,228,418,750**	**3,228,418,750**
JUMLAH ASSET	**7,238,234,178**	**8,618,503,177**	**9,762,085,244**	**10,395,664,194**	**11,541,446,262**	**10,901,133,138**	**12,256,717,765**	**13,693,998,860**	**15,162,007,455**	**16,523,639,838**	**17,931,403,863**	**17,886,959,630**	**17,886,959,630**
KEWAJIBAN DAN EKUITAS													
Kewajiban Lancar													
Hutang Usaha													
Hutang Gaji Karyawan	-	-	-	-	-	-	-	-	-	-	-	-	-
Pendapatan diterima dimuka	-	-	-	-	-	-	-	-	-	-	-	-	-
Hutang													
Hutang Pajak	1,468,973,975.44	1,468,973,975.44	1,468,973,975.44	1,468,973,975.44	1,468,973,975.44	1,468,973,975.44	1,468,973,975.44	1,468,973,975.44	1,468,973,975.44	1,468,973,975.44	1,468,973,975.44	5,257,511,371.04	5,257,511,371.04
JUMLAH KEWAJIBAN	**1,468,973,975**	**1,468,973,975**	**1,468,973,975**	**1,468,973,975**	**1,468,973,975**	**1,468,973,975**	**1,468,973,975**	**1,468,973,975**	**1,468,973,975**	**1,468,973,975**	**1,468,973,975**	**5,257,511,371**	**5,257,511,371**
EKUITAS													
Modal	5,161,502,500.00	5,161,502,500.00	5,161,502,500.00	5,161,502,500.00	5,161,502,500.00	5,161,502,500.00	5,161,502,500.00	5,161,502,500.00	5,161,502,500.00	5,161,502,500.00	5,161,502,500.00	5,161,502,500.00	5,161,502,500.00
Laba Ditahan	607,757,702.37	1,988,026,701.32	3,131,608,768.76	3,765,187,718.99	4,910,969,786.42	4,270,656,662.64	5,626,241,289.24	7,063,522,384.18	8,531,530,979.12	9,893,163,362.89	11,300,927,387.60	7,467,945,759.19	7,467,945,759.19
JUMLAH EKUITAS	**7,238,234,177.80**	**8,618,503,176.76**	**9,762,085,244.19**	**10,395,664,194.42**	**11,541,446,261.85**	**10,901,133,138.07**	**12,256,717,764.67**	**13,693,998,859.62**	**15,162,007,454.56**	**16,523,639,838.32**	**17,931,403,863.04**	**17,886,959,630.23**	**17,886,959,630.23**

Tabel 10.42: Tabel Proyeksi Neraca Tahun ke 5

	TAHUN 5											
	1.00	2.00	3.00	4.00	5.00	6.00	7.00	8.00	9.00	10.00	11.00	YTD
ASSET												
Asset Lancar												
Kas dan Bank	4,091,288,223.02	7,539,892,296.31	10,680,168,223.71	13,104,574,918.34	16,122,727,408.24	14,201,210,833.23	17,616,675,860.57	20,914,472,697.06	24,275,583,596.05	26,140,227,482.59	29,149,364,851.47	29,542,748,382.67
Piutang	946,378,125.00	946,378,125.00	821,854,687.50	821,854,687.50	821,854,687.50	921,473,437.50	921,473,437.50	946,378,125.00	946,378,125.00	1,021,092,187.50	1,021,092,187.50	1,021,092,187.50
Sewa Dibayar Dimuka	322,102,000.00	292,820,000.00	263,538,000.00	234,256,000.00	204,974,000.00	175,692,000.00	146,410,000.00	117,128,000.00	87,846,000.00	58,564,000.00	29,282,000.00	-
Asuransi Dibayar Dimuka	171,050,000.00	155,500,000.00	139,950,000.00	124,400,000.00	108,850,000.00	93,300,000.00	77,750,000.00	62,200,000.00	46,650,000.00	31,100,000.00	15,550,000.00	-
Jumlah Asset Lancar	**5,530,818,348.02**	**8,934,590,421.31**	**11,905,510,911.21**	**14,285,085,605.84**	**17,258,406,095.74**	**15,391,676,270.73**	**18,762,309,298.07**	**22,040,178,822.06**	**25,356,457,721.05**	**27,250,983,670.09**	**30,215,289,038.97**	**30,563,840,570.17**
Asset Tetap												
HP Tanah & Bangunan	**12,229,000,000**	**12,229,000,000**	**12,229,000,000**	**12,229,000,000**	**12,229,000,000**	**12,229,000,000**	**12,229,000,000**	**12,229,000,000**	**12,229,000,000**	**12,229,000,000**	**12,229,000,000**	**12,229,000,000**
Akm. Penyusutan Bangunan	*(50,954,167)*	*(101,908,333)*	*(152,862,500)*	*(203,816,667)*	*(254,770,833)*	*(305,725,000)*	*(356,679,167)*	*(407,633,333)*	*(458,587,500)*	*(509,541,667)*	*(560,495,833)*	*(611,450,000)*
HP Peralatan Kantor	**378,980,000**	**386,180,000**	**386,180,000**	**386,180,000**	**386,180,000**	**386,180,000**	**386,180,000**	**386,180,000**	**386,180,000**	**418,580,000**	**418,580,000**	**425,780,000**
Akm. Penyusutan Peralatan Kantor	*(298,776,458)*	*(302,432,292)*	*(306,088,125)*	*(309,743,958)*	*(313,399,792)*	*(317,055,625)*	*(320,711,458)*	*(324,367,292)*	*(328,023,125)*	*(331,435,208)*	*(334,738,958)*	*(338,111,458)*
HP Mesin	**126,900,000**	**126,900,000**	**126,900,000**	**126,900,000**	**126,900,000**	**126,900,000**	**126,900,000**	**126,900,000**	**126,900,000**	**126,900,000**	**126,900,000**	**126,900,000**
Akm. Penyusutan Mesin	*(51,025,000)*	*(52,359,375)*	*(53,693,750)*	*(55,028,125)*	*(56,362,500)*	*(57,696,875)*	*(59,031,250)*	*(60,365,625)*	*(61,700,000)*	*(63,017,708)*	*(64,318,750)*	*(65,619,792)*
HP Kendaraan	**4,760,000,000**	**4,760,000,000**	**4,760,000,000**	**4,760,000,000**	**4,760,000,000**	**4,760,000,000**	**4,760,000,000**	**4,760,000,000**	**4,760,000,000**	**4,760,000,000**	**4,760,000,000**	**4,760,000,000**
Akm. Penyusutan Kendaraan	*(1,742,083,333)*	*(1,791,666,667)*	*(1,841,250,000)*	*(1,890,833,333)*	*(1,940,416,667)*	*(1,990,000,000)*	*(2,039,583,333)*	*(2,089,166,667)*	*(2,138,750,000)*	*(2,188,333,333)*	*(2,237,916,667)*	*(2,287,500,000)*
Jumlah Asset Tetap	**15,352,041,042**	**15,253,713,333**	**15,148,185,625**	**15,042,657,917**	**14,937,130,208**	**14,831,602,500**	**14,726,074,792**	**14,620,547,083**	**14,515,019,375**	**14,442,152,083**	**14,337,009,792**	**14,238,998,750**
JUMLAH ASSET	**20,882,859,390**	**24,188,303,755**	**27,053,696,536**	**29,327,743,523**	**32,195,536,304**	**30,223,278,771**	**33,488,384,090**	**36,660,725,905**	**39,871,477,096**	**41,693,135,753**	**44,552,298,831**	**44,802,839,320**
KEWAJIBAN DAN EKUITAS												
Kewajiban Lancar												
Hutang Usaha												
Hutang Gaji Karyawan	-	-	-	-	-	-	-	-	-	-	-	-
Pendapatan diterima dimuka	-	-	-	-	-	-	-	-	-	-	-	-
Hutang												
Hutang Pajak	5,257,511,371.04	5,257,511,371.04	5,257,511,371.04	5,257,511,371.04	5,257,511,371.04	5,257,511,371.04	5,257,511,371.04	5,257,511,371.04	5,257,511,371.04	5,257,511,371.04	5,257,511,371.04	13,940,053,206.51
JUMLAH KEWAJIBAN	**5,257,511,371**	**5,257,511,371**	**5,257,511,371**	**5,257,511,371**	**5,257,511,371**	**5,257,511,371**	**5,257,511,371**	**5,257,511,371**	**5,257,511,371**	**5,257,511,371**	**5,257,511,371**	**13,940,053,207**
EKUITAS												
Modal	5,161,502,500.00	5,161,502,500.00	5,161,502,500.00	5,161,502,500.00	5,161,502,500.00	5,161,502,500.00	5,161,502,500.00	5,161,502,500.00	5,161,502,500.00	5,161,502,500.00	5,161,502,500.00	5,161,502,500.00
Laba Ditahan	10,463,845,518.64	13,769,289,883.60	16,634,682,665.17	18,908,729,651.46	21,776,522,433.03	19,804,264,899.68	23,069,370,218.69	26,241,712,034.35	29,452,463,225.01	31,274,121,882.38	34,133,284,959.59	25,701,283,613.66
JUMLAH EKUITAS	**20,882,859,389.69**	**24,188,303,754.65**	**27,053,696,536.21**	**29,327,743,522.51**	**32,195,536,304.07**	**30,223,278,770.73**	**33,488,384,089.73**	**36,660,725,905.39**	**39,871,477,096.05**	**41,693,135,753.42**	**44,552,298,830.63**	**44,802,839,320.17**

Lampiran 8.4: Laporan Arus Kas Tahun 1-5

Sumber: Penulis, 2022

Tabel 10.43: Tabel Laporan Arus Kas Tahun ke 1

	TAHUN 1												
	1.00	2.00	3.00	4.00	5.00	6.00	7.00	8.00	9.00	10.00	11.00	12.00	YTD
SALDO AWAL													
Kas dan Bank	-	1,215,625,000.00	721,122,500.00	407,200,000.00	116,572,898.33	(93,137,536.67)	(347,752,971.67)	(549,693,406.67)	(708,863,841.67)	(861,434,276.67)	(1,039,684,446.67)	(1,121,034,616.67)	-
ARUS KAS DARI AKTIFITAS PENDANAAN													
Modal Pendiri	3,871,126,875.00	-	-	-	-	-	-	-	-	-	-	-	3,871,126,875.00
Investor	1,290,375,625.00	-	-	-	-	-	-	-	-	-	-	-	1,290,375,625.00
KAS DITERIMA DARI AKTIVITAS INVESTASI	**5,161,502,500.00**	**-**	**-**	**-**	**-**	**-**	**-**	**-**	**-**	**-**	**-**	**-**	**5,161,502,500.00**
Pendapatan Penjualan	52,500,000.00	39,375,000.00	78,750,000.00	78,750,000.00	78,750,000.00	118,125,000.00	118,125,000.00	196,875,000.00	196,875,000.00	354,375,000.00	354,375,000.00	354,375,000.00	2,021,250,000.00
Pendapatan Service	-	-	-	-	-	-	3,150,000.00	5,250,000.00	5,250,000.00	9,450,000.00	9,450,000.00	9,450,000.00	42,000,000.00
Pendapatan Rental	30,000,000.00	30,000,000.00	60,000,000.00	60,000,000.00	60,000,000.00	90,000,000.00	90,000,000.00	150,000,000.00	150,000,000.00	180,000,000.00	180,000,000.00	180,000,000.00	1,260,000,000.00
Penerimaan Piutang	-	-	13,125,000.00	26,250,000.00	26,250,000.00	26,250,000.00	39,375,000.00	39,375,000.00	65,625,000.00	65,625,000.00	118,125,000.00	118,125,000.00	538,125,000.00
KAS DITERIMA DARI AKTIVITAS OPERASIONAL	**82,500,000.00**	**69,375,000.00**	**151,875,000.00**	**165,000,000.00**	**165,000,000.00**	**234,375,000.00**	**250,650,000.00**	**391,500,000.00**	**417,750,000.00**	**609,450,000.00**	**661,950,000.00**	**661,950,000.00**	**3,861,375,000.00**
JUMLAH KAS AWAL PERIODE DAN KAS BERJALAN	**5,244,002,500.00**	**1,285,000,000.00**	**872,997,500.00**	**572,200,000.00**	**281,572,898.33**	**141,237,463.33**	**(97,102,971.67)**	**(158,193,406.67)**	**(291,113,841.67)**	**(251,984,276.67)**	**(377,734,446.67)**	**(459,084,616.67)**	**9,022,877,500.00**
PENGELUARAN													-
Pembelian Tanah dan Bangunan	-	-	-	-	-	-	-	-	-	-	-	-	-
Pembelian Peralatan Kantor	210,700,000.00	-	-	-	-	-	-	-	-	44,100,000.00	5,200,000.00	3,900,000.00	263,900,000.00
Pembelian Mesin	30,400,000.00	-	-	-	-	-	-	-	-	52,800,000.00	22,800,000.00	-	106,000,000.00
Pembelian Kendaraan	2,760,000,000.00	-	-	-	-	-	-	-	-	-	-	-	2,760,000,000.00
Pembelian Bahan Baku Kontainer	176,000,000.00	176,000,000.00	88,000,000.00	88,000,000.00	88,000,000.00	151,000,000.00	151,000,000.00	214,000,000.00	214,000,000.00	239,000,000.00	239,000,000.00	239,000,000.00	2,063,000,000.00
Pembelian Bahan Material Pembantu	42,000,000.00	42,000,000.00	14,000,000.00	14,000,000.00	14,000,000.00	21,000,000.00	21,000,000.00	35,000,000.00	35,000,000.00	42,000,000.00	42,000,000.00	42,000,000.00	364,000,000.00
Beban Gaji	192,750,000.00	192,750,000.00	197,750,000.00	197,750,000.00	197,750,000.00	197,750,000.00	197,750,000.00	197,750,000.00	197,750,000.00	253,900,000.00	253,900,000.00	253,900,000.00	2,531,450,000.00
Beban THR & Bonus	-	-	-	65,916,666.67	-	-	-	-	-	-	-	-	65,916,666.67
Beban BPJS Kesehatan	2,400,000.00	2,400,000.00	2,400,000.00	7,210,000.00	7,210,000.00	7,210,000.00	7,210,000.00	7,210,000.00	7,210,000.00	9,456,000.00	9,456,000.00	9,456,000.00	78,828,000.00
Beban BPJS TK	5,347,500.00	5,347,500.00	5,347,500.00	12,950,435.00	12,950,435.00	12,950,435.00	12,950,435.00	12,950,435.00	12,950,435.00	16,819,170.00	16,819,170.00	16,819,170.00	144,202,620.00
Beban Sewa	166,000,000.00												166,000,000.00
Beban Asuransi	186,600,000.00												186,600,000.00
Beban Perbaikan dan Pemeliharaan Mesin	-	-	-	15,000,000.00	-	-	-	15,000,000.00	-	-	-	15,000,000.00	45,000,000.00
Beban Perbaikan dan Pemeliharaan Gedung	50,000,000.00	-	-	-	-	-	-	-	-	-	-	10,000,000.00	60,000,000.00
Biaya Tools	6,780,000.00	3,980,000.00	3,400,000.00	3,400,000.00	3,400,000.00	3,780,000.00	3,780,000.00	4,360,000.00	4,360,000.00	6,725,000.00	6,225,000.00	6,225,000.00	56,415,000.00
Beban Listrik	11,000,000.00	11,000,000.00	11,000,000.00	11,000,000.00	11,000,000.00	11,000,000.00	11,000,000.00	11,000,000.00	11,000,000.00	11,000,000.00	11,000,000.00	11,000,000.00	132,000,000.00
Beban Telpon & Internet	4,000,000.00	4,000,000.00	4,000,000.00	4,000,000.00	4,000,000.00	4,000,000.00	4,000,000.00	4,000,000.00	4,000,000.00	4,000,000.00	4,000,000.00	4,000,000.00	48,000,000.00
Beban Air PAM	2,000,000.00	2,000,000.00	2,000,000.00	2,000,000.00	2,000,000.00	2,000,000.00	2,000,000.00	2,000,000.00	2,000,000.00	2,000,000.00	2,000,000.00	2,000,000.00	24,000,000.00
Beban Pantries & Toileters	900,000.00	900,000.00	900,000.00	900,000.00	900,000.00	900,000.00	900,000.00	900,000.00	900,000.00	900,000.00	900,000.00	900,000.00	10,800,000.00
Beban Profesional Fee	-	-	45,000,000.00	-	-	-	-	-	-	-	-	-	45,000,000.00
Beban Perizinan	12,000,000.00	-	-	-	-	-	-	-	-	-	-	-	12,000,000.00
Beban KIR	-	-	-	-	-	1,750,000.00	-	-	-	-	-	1,750,000.00	3,500,000.00
Biaya Perjalanan Dinas	15,000,000.00	15,000,000.00	10,000,000.00	10,000,000.00	10,000,000.00	15,000,000.00	15,000,000.00	20,000,000.00	20,000,000.00	30,000,000.00	30,000,000.00	30,000,000.00	220,000,000.00
Beban Promosi	64,500,000.00	62,000,000.00	35,500,000.00	8,500,000.00	8,500,000.00	11,000,000.00	9,000,000.00	9,500,000.00	9,500,000.00	58,000,000.00	83,000,000.00	85,000,000.00	444,000,000.00
Beban Recruitment	75,000,000.00	-	-	-	-	-	-	-	-	-	-	-	75,000,000.00
Beban Training Karyawan	-	31,500,000.00	31,500,000.00	-	-	34,650,000.00	-	-	34,650,000.00	-	-	34,650,000.00	166,950,000.00
Beban Entertain Karyawan	-	-	-	-	-	-	-	-	-	-	-	-	-
Beban Uniform Karyawan	-	-	-	-	-	-	-	-	-	-	-	10,920,000.00	10,920,000.00
Beban Operasional Lainnya	15,000,000.00	15,000,000.00	15,000,000.00	15,000,000.00	15,000,000.00	15,000,000.00	17,000,000.00	17,000,000.00	17,000,000.00	17,000,000.00	17,000,000.00	17,000,000.00	192,000,000.00
Deviden	-	-	-	-	-	-	-	-	-	-	-	-	-
JUMLAH PENGELUARAN KAS	**4,028,377,500.00**	**563,877,500.00**	**465,797,500.00**	**455,627,101.67**	**374,710,435.00**	**488,990,435.00**	**452,590,435.00**	**550,670,435.00**	**570,320,435.00**	**787,700,170.00**	**743,300,170.00**	**793,520,170.00**	**10,275,482,286.67**
SALDO KAS	**1,215,625,000.00**	**721,122,500.00**	**407,200,000.00**	**116,572,898.33**	**(93,137,536.67)**	**(347,752,971.67)**	**(549,693,406.67)**	**(708,863,841.67)**	**(861,434,276.67)**	**(1,039,684,446.67)**	**(1,121,034,616.67)**	**(1,252,604,786.67)**	**(1,252,604,786.67)**

Tabel 10.44: Tabel Laporan Arus Kas Tahun ke 2

	TAHUN 2												
	1	2	3	4	5	6	7	8	9	10	11	12	YTD
SALDO AWAL													
Kas dan Bank	(1,252,604,786.67)	(1,594,046,859.67)	(1,375,048,932.67)	(1,244,521,665.67)	(1,498,471,398.67)	(1,423,594,131.67)	(1,301,472,971.27)	(1,219,712,104.27)	(1,113,118,637.27)	(961,150,170.27)	(1,081,562,067.07)	(1,067,162,463.87)	(1,252,604,786.67)
ARUS KAS DARI AKTIFITAS PENDANAAN													
Modal Pendiri	-	-	-	-	-	-	-	-	-	-	-	-	-
Investor	-	-	-	-	-	-	-	-	-	-	-	-	-
KAS DITERIMA DARI AKTIVITAS INVESTASI	-	-	-	-	-	-	-	-	-	-	-	-	-
Pendapatan Penjualan	433,125,000.00	433,125,000.00	259,875,000.00	259,875,000.00	259,875,000.00	346,500,000.00	346,500,000.00	433,125,000.00	433,125,000.00	606,375,000.00	606,375,000.00	606,375,000.00	5,024,250,000.00
Pendapatan Service	46,200,000.00	46,200,000.00	27,720,000.00	27,720,000.00	27,720,000.00	36,960,000.00	36,960,000.00	46,200,000.00	46,200,000.00	64,680,000.00	64,680,000.00	64,680,000.00	535,920,000.00
Pendapatan Rental	180,000,000.00	180,000,000.00	180,000,000.00	180,000,000.00	180,000,000.00	180,000,000.00	180,000,000.00	180,000,000.00	180,000,000.00	180,000,000.00	180,000,000.00	180,000,000.00	2,160,000,000.00
Penerimaan Piutang	118,125,000.00	144,375,000.00	144,375,000.00	86,625,000.00	86,625,000.00	86,625,000.00	115,500,000.00	115,500,000.00	144,375,000.00	144,375,000.00	202,125,000.00	202,125,000.00	1,590,750,000.00
KAS DITERIMA DARI AKTIVITAS OPERASIONAL	**777,450,000.00**	**803,700,000.00**	**611,970,000.00**	**554,220,000.00**	**554,220,000.00**	**650,085,000.00**	**678,960,000.00**	**774,825,000.00**	**803,700,000.00**	**995,430,000.00**	**1,053,180,000.00**	**1,053,180,000.00**	**9,310,920,000.00**
JUMLAH KAS AWAL PERIODE DAN KAS BERJALAN	**(475,154,786.67)**	**(790,346,859.67)**	**(763,078,932.67)**	**(690,301,665.67)**	**(944,251,398.67)**	**(773,509,131.67)**	**(622,512,971.27)**	**(444,887,104.27)**	**(309,418,637.27)**	**34,279,829.73**	**(28,382,067.07)**	**(13,982,463.87)**	**8,058,315,213.33**
PENGELUARAN													-
Pembelian Tanah dan Bangunan	-	-	-	-	-	-	-	-	-	-	-	-	-
Pembelian Peralatan Kantor	-	-	-	-	-	-	-	-	-	15,750,000.00	-	-	15,750,000.00
Pembelian Mesin	-	-	-	-	-	-	-	-	-	-	-	-	-
Pembelian Kendaraan	-	-	-	-	-	-	-	-	-	-	-	-	-
Pembelian Bahan Baku Kontainer	151,000,000.00	176,000,000.00	88,000,000.00	88,000,000.00	88,000,000.00	151,000,000.00	151,000,000.00	214,000,000.00	214,000,000.00	441,000,000.00	441,000,000.00	441,000,000.00	2,644,000,000.00
Pembelian Bahan Material Pembantu	44,100,000.00	44,100,000.00	36,750,000.00	36,750,000.00	36,750,000.00	44,100,000.00	44,100,000.00	66,150,000.00	66,150,000.00	110,250,000.00	110,250,000.00	110,250,000.00	749,700,000.00
Beban Gaji	274,212,000.00	274,212,000.00	274,212,000.00	274,212,000.00	274,212,000.00	274,212,000.00	274,212,000.00	274,212,000.00	274,212,000.00	291,384,000.00	296,460,000.00	301,536,000.00	3,357,288,000.00
Beban THR & Bonus	-	-	-	274,212,000.00	-	-	-	-	-	-	-	-	274,212,000.00
Beban BPJS Kesehatan	7,378,800.00	7,378,800.00	7,594,800.00	7,594,800.00	7,594,800.00	7,594,800.00	7,594,800.00	7,594,800.00	7,594,800.00	10,020,480.00	10,020,480.00	10,020,480.00	97,982,640.00
Beban BPJS TK	13,544,373.00	13,544,373.00	13,916,433.00	13,916,433.00	13,916,433.00	13,916,433.00	13,916,433.00	13,916,433.00	13,916,433.00	18,094,666.80	18,094,666.80	18,094,666.80	178,787,777.40
Beban Sewa	185,600,000.00												185,600,000.00
Beban Asuransi	186,600,000.00												186,600,000.00
Beban Perbaikan dan Pemeliharaan Mesin	-	-	-	16,500,000.00	-	-	-	16,500,000.00	-	-	-	16,500,000.00	49,500,000.00
Beban Perbaikan dan Pemeliharaan Gedung	-	-	-	-	-	-	-	-	-	-	-	10,500,000.00	10,500,000.00
Biaya Tools	3,841,900.00	3,841,900.00	3,244,500.00	3,244,500.00	3,244,500.00	3,635,900.00	3,635,900.00	4,233,300.00	4,233,300.00	6,102,750.00	5,330,250.00	5,330,250.00	49,918,950.00
Beban Listrik	14,000,000.00	14,000,000.00	14,000,000.00	14,000,000.00	14,000,000.00	14,000,000.00	14,000,000.00	14,000,000.00	14,000,000.00	14,000,000.00	14,000,000.00	14,000,000.00	168,000,000.00
Beban Telpon & Internet	4,000,000.00	4,000,000.00	4,000,000.00	4,000,000.00	4,000,000.00	4,000,000.00	4,000,000.00	4,000,000.00	4,000,000.00	4,000,000.00	4,000,000.00	4,000,000.00	48,000,000.00
Beban Air PAM	2,500,000.00	2,500,000.00	2,500,000.00	2,500,000.00	2,500,000.00	2,500,000.00	2,500,000.00	2,500,000.00	2,500,000.00	2,500,000.00	2,500,000.00	2,500,000.00	30,000,000.00
Beban Pantries & Toileters	900,000.00	900,000.00	900,000.00	900,000.00	900,000.00	900,000.00	900,000.00	900,000.00	900,000.00	900,000.00	900,000.00	900,000.00	10,800,000.00
Beban Profesional Fee	-	-	-	-	-	-	-	-	-	-	-	-	-
Beban Perizinan	-	-	-	-	-	-	-	-	-	-	-	-	-
Beban KIR	-	-	-	-	-	2,050,000.00	-	-	-	-	-	2,050,000.00	4,100,000.00
Biaya Perjalanan Dinas	13,000,000.00	13,000,000.00	6,500,000.00	6,500,000.00	6,500,000.00	13,000,000.00	13,000,000.00	19,500,000.00	19,500,000.00	32,500,000.00	32,500,000.00	32,500,000.00	208,000,000.00
Beban Promosi	14,850,000.00	12,225,000.00	10,825,000.00	8,725,000.00	8,725,000.00	11,325,000.00	9,225,000.00	9,725,000.00	9,725,000.00	110,225,000.00	82,725,000.00	84,825,000.00	373,125,000.00
Beban Recruitment	-	-	-	-	-	-	-	-	-	-	-	-	-
Beban Training Karyawan	38,115,000.00	-	-	38,115,000.00	-	-	38,115,000.00	-	-	38,115,000.00	-	-	152,460,000.00
Beban Entertain Karyawan	146,250,000.00	-	-	-	-	-	-	-	-	-	-	-	146,250,000.00
Beban Uniform Karyawan	-	-	-	-	-	-	-	-	-	-	-	13,305,600.00	13,305,600.00
Beban Operasional Lainnya	19,000,000.00	19,000,000.00	19,000,000.00	19,000,000.00	19,000,000.00	19,000,000.00	21,000,000.00	21,000,000.00	21,000,000.00	21,000,000.00	21,000,000.00	21,000,000.00	240,000,000.00
Deviden	-	-	-	-	-	(33,270,293.40)	-	-	-	-	-	(13,680,308.64)	(46,950,602.04)
JUMLAH PENGELUARAN KAS	**1,118,892,073.00**	**584,702,073.00**	**481,442,733.00**	**808,169,733.00**	**479,342,733.00**	**527,963,839.60**	**597,199,133.00**	**668,231,533.00**	**651,731,533.00**	**1,115,841,896.80**	**1,038,780,396.80**	**1,074,631,688.16**	**9,146,929,365.36**
SALDO KAS	**(1,594,046,859.67)**	**(1,375,048,932.67)**	**(1,244,521,665.67)**	**(1,498,471,398.67)**	**(1,423,594,131.67)**	**(1,301,472,971.27)**	**(1,219,712,104.27)**	**(1,113,118,637.27)**	**(961,150,170.27)**	**(1,081,562,067.07)**	**(1,067,162,463.87)**	**(1,088,614,152.03)**	**(1,088,614,152.03)**

Tabel 10.45: Tabel Laporan Arus Kas Tahun ke 3

	TAHUN 3												
	1	2	3	4	5	6	7	8	9	10	11	12	YTD
SALDO AWAL													
Kas dan Bank	(1,088,614,152.03)	(1,133,380,963.07)	(431,994,749.11)	178,766,182.05	332,072,633.21	878,621,064.37	662,503,176.07	1,243,063,446.23	1,879,854,180.39	2,551,529,289.55	1,099,181,554.80	1,767,921,935.06	(1,088,614,152.03)
ARUS KAS DARI AKTIFITAS PENDANAAN													
Modal Pendiri	-	-	-	-	-	-	-	-	-	-	-	-	-
Investor	-	-	-	-	-	-	-	-	-	-	-	-	-
KAS DITERIMA DARI AKTIVITAS INVESTASI	-	-	-	-	-	-	-	-	-	-	-	-	-
Pendapatan Penjualan	846,759,375.00	846,759,375.00	647,521,875.00	647,521,875.00	647,521,875.00	796,950,000.00	796,950,000.00	946,378,125.00	946,378,125.00	1,195,425,000.00	1,195,425,000.00	1,195,425,000.00	10,709,015,625.00
Pendapatan Service	135,481,500.00	135,481,500.00	103,603,500.00	103,603,500.00	103,603,500.00	127,512,000.00	127,512,000.00	151,420,500.00	151,420,500.00	191,268,000.00	191,268,000.00	191,268,000.00	1,713,442,500.00
Pendapatan Rental	180,000,000.00	180,000,000.00	180,000,000.00	180,000,000.00	180,000,000.00	180,000,000.00	180,000,000.00	180,000,000.00	180,000,000.00	360,000,000.00	360,000,000.00	360,000,000.00	2,700,000,000.00
Penerimaan Piutang	202,125,000.00	282,253,125.00	282,253,125.00	215,840,625.00	215,840,625.00	215,840,625.00	265,650,000.00	265,650,000.00	315,459,375.00	315,459,375.00	398,475,000.00	398,475,000.00	3,373,321,875.00
KAS DITERIMA DARI AKTIVITAS OPERASIONAL	**1,364,365,875.00**	**1,444,494,000.00**	**1,213,378,500.00**	**1,146,966,000.00**	**1,146,966,000.00**	**1,320,302,625.00**	**1,370,112,000.00**	**1,543,448,625.00**	**1,593,258,000.00**	**2,062,152,375.00**	**2,145,168,000.00**	**2,145,168,000.00**	**18,495,780,000.00**
JUMLAH KAS AWAL PERIODE DAN KAS BERJALAN	**275,751,722.97**	**311,113,036.93**	**781,383,750.89**	**1,325,732,182.05**	**1,479,038,633.21**	**2,198,923,689.37**	**2,032,615,176.07**	**2,786,512,071.23**	**3,473,112,180.39**	**4,613,681,664.55**	**3,244,349,554.80**	**3,913,089,935.06**	**17,407,165,847.97**
PENGELUARAN													-
Pembelian Tanah dan Bangunan	-	-	-	-	-	-	-	-	-	-	-	-	-
Pembelian Peralatan Kantor	7,700,000.00	2,860,000.00	-	-	-	-	-	-	33,000,000.00	26,950,000.00	14,850,000.00	13,970,000.00	99,330,000.00
Pembelian Mesin	-	-	-	-	-	-	-	-	-	12,100,000.00	8,800,000.00	-	20,900,000.00
Pembelian Kendaraan	-	-	-	-	-	-	-	-	-	2,000,000,000.00	-	-	2,000,000,000.00
Pembelian Bahan Baku Kontainer	206,000,000.00	206,000,000.00	103,000,000.00	103,000,000.00	103,000,000.00	219,000,000.00	219,000,000.00	322,000,000.00	322,000,000.00	687,000,000.00	687,000,000.00	687,000,000.00	3,864,000,000.00
Pembelian Bahan Material Pembantu	61,600,000.00	61,600,000.00	38,500,000.00	38,500,000.00	38,500,000.00	53,900,000.00	53,900,000.00	69,300,000.00	69,300,000.00	84,700,000.00	84,700,000.00	84,700,000.00	739,200,000.00
Beban Gaji	325,658,880.00	333,240,480.00	333,240,480.00	333,240,480.00	333,240,480.00	333,240,480.00	333,240,480.00	333,240,480.00	333,240,480.00	374,064,480.00	392,143,680.00	392,143,680.00	4,149,934,560.00
Beban THR & Bonus	-	-	-	333,240,480.00	-	-	-	-	-	-	-	-	333,240,480.00
Beban BPJS Kesehatan	7,777,104.00	7,777,104.00	8,010,384.00	8,010,384.00	8,010,384.00	8,010,384.00	8,010,384.00	8,010,384.00	8,010,384.00	10,630,118.40	10,630,118.40	10,630,118.40	103,517,251.20
Beban BPJS TK	14,557,886.04	14,557,886.04	14,959,710.84	14,959,710.84	14,959,710.84	14,959,710.84	14,959,710.84	14,959,710.84	14,959,710.84	19,472,203.34	19,472,203.34	19,472,203.34	192,250,357.99
Beban Sewa	264,240,000.00												264,240,000.00
Beban Asuransi	186,600,000.00												186,600,000.00
Beban Perbaikan dan Pemeliharaan Mesin	-	-	-	18,075,000.00	-	-	-	18,075,000.00	-	-	-	18,075,000.00	54,225,000.00
Beban Perbaikan dan Pemeliharaan Gedung	-	-	-	-	-	-	-	-	-	-	-	11,550,000.00	11,550,000.00
Biaya Tools	3,437,316.00	3,437,316.00	2,821,994.00	2,821,994.00	2,821,994.00	3,129,655.00	3,129,655.00	3,437,316.00	3,437,316.00	6,271,808.00	7,446,618.00	7,490,943.00	49,683,925.00
Beban Listrik	17,000,000.00	17,000,000.00	17,000,000.00	17,000,000.00	17,000,000.00	17,000,000.00	17,000,000.00	17,000,000.00	17,000,000.00	17,000,000.00	17,000,000.00	17,000,000.00	204,000,000.00
Beban Telpon & Internet	5,000,000.00	5,000,000.00	5,000,000.00	5,000,000.00	5,000,000.00	5,000,000.00	5,000,000.00	5,000,000.00	5,000,000.00	5,000,000.00	5,000,000.00	5,000,000.00	60,000,000.00
Beban Air PAM	3,000,000.00	3,000,000.00	3,000,000.00	3,000,000.00	3,000,000.00	3,000,000.00	3,000,000.00	3,000,000.00	3,000,000.00	3,000,000.00	3,000,000.00	3,000,000.00	36,000,000.00
Beban Pantries & Toileters	1,485,000.00	1,485,000.00	1,485,000.00	1,485,000.00	1,485,000.00	1,485,000.00	1,485,000.00	1,485,000.00	1,485,000.00	1,485,000.00	1,485,000.00	1,485,000.00	17,820,000.00
Beban Profesional Fee	-	-	-	-	-	-	-	-	-	-	-	-	-
Beban Perizinan	-	-	-	-	-	-	-	-	-	-	-	-	-
Beban KIR	-	-	-	-	-	4,100,000.00	-	-	-	-	-	4,100,000.00	8,200,000.00
Biaya Perjalanan Dinas	30,000,000.00	30,000,000.00	20,000,000.00	20,000,000.00	20,000,000.00	30,000,000.00	30,000,000.00	50,000,000.00	50,000,000.00	100,000,000.00	100,000,000.00	100,000,000.00	580,000,000.00
Beban Promosi	23,900,000.00	21,150,000.00	19,600,000.00	17,400,000.00	17,400,000.00	21,100,000.00	18,900,000.00	21,150,000.00	21,150,000.00	84,900,000.00	84,900,000.00	87,100,000.00	438,650,000.00
Beban Recruitment	-	-	-	-	-	-	-	-	-	-	-	-	-
Beban Training Karyawan	41,926,500.00	-	-	41,926,500.00	-	-	41,926,500.00	-	-	41,926,500.00	-	-	167,706,000.00
Beban Entertain Karyawan	173,250,000.00	-	-	-	-	-	-	-	-	-	-	-	173,250,000.00
Beban Uniform Karyawan	-	-	-	-	-	-	-	-	-	-	-	18,098,640.00	18,098,640.00
Beban Operasional Lainnya	36,000,000.00	36,000,000.00	36,000,000.00	36,000,000.00	36,000,000.00	36,000,000.00	40,000,000.00	40,000,000.00	40,000,000.00	40,000,000.00	40,000,000.00	40,000,000.00	456,000,000.00
Deviden	-	-	-	-	-	786,495,283.47	-	-	-	-	-	582,531,896.46	1,369,027,179.93
JUMLAH PENGELUARAN KAS	**1,409,132,686.04**	**743,107,786.04**	**602,617,568.84**	**993,659,548.84**	**600,417,568.84**	**1,536,420,513.31**	**789,551,729.84**	**906,657,890.84**	**921,582,890.84**	**3,514,500,109.74**	**1,476,427,619.74**	**2,103,347,481.21**	**15,597,423,394.12**
SALDO KAS	**(1,133,380,963.07)**	**(431,994,749.11)**	**178,766,182.05**	**332,072,633.21**	**878,621,064.37**	**662,503,176.07**	**1,243,063,446.23**	**1,879,854,180.39**	**2,551,529,289.55**	**1,099,181,554.80**	**1,767,921,935.06**	**1,809,742,453.85**	**1,809,742,453.85**

Tabel 10.46: Tabel Laporan Arus Kas Tahun ke 4

	TAHUN 4												
	1	2	3	4	5	6	7	8	9	10	11	12	YTD
SALDO AWAL													
Kas dan Bank	1,809,742,453.85	2,406,353,219.47	3,885,299,010.09	5,207,252,869.19	5,939,508,611.09	7,183,967,470.19	6,582,559,888.07	8,036,821,306.34	9,513,007,942.95	11,079,693,329.56	12,440,383,754.99	13,946,824,571.37	1,809,742,453.85
ARUS KAS DARI AKTIFITAS PENDANAAN													
Modal Pendiri	-	-	-	-	-	-	-	-	-	-	-	-	-
Investor	-	-	-	-	-	-	-	-	-	-	-	-	-
KAS DITERIMA DARI AKTIVITAS INVESTASI	-	-	-	-	-	-	-	-	-	-	-	-	-
Pendapatan Penjualan	1,554,052,500.00	1,554,052,500.00	1,314,967,500.00	1,314,967,500.00	1,314,967,500.00	1,494,281,250.00	1,494,281,250.00	1,673,595,000.00	1,673,595,000.00	1,972,451,250.00	1,972,451,250.00	1,972,451,250.00	19,306,113,750.00
Pendapatan Service	331,531,200.00	331,531,200.00	280,526,400.00	280,526,400.00	280,526,400.00	318,780,000.00	318,780,000.00	357,033,600.00	357,033,600.00	420,789,600.00	420,789,600.00	420,789,600.00	4,118,637,600.00
Pendapatan Rental	180,000,000.00	180,000,000.00	180,000,000.00	180,000,000.00	180,000,000.00	180,000,000.00	180,000,000.00	180,000,000.00	180,000,000.00	180,000,000.00	180,000,000.00	180,000,000.00	2,160,000,000.00
Penerimaan Piutang	398,475,000.00	518,017,500.00	518,017,500.00	438,322,500.00	438,322,500.00	438,322,500.00	498,093,750.00	498,093,750.00	557,865,000.00	557,865,000.00	657,483,750.00	657,483,750.00	6,176,362,500.00
KAS DITERIMA DARI AKTIVITAS OPERASIONAL	**2,464,058,700.00**	**2,583,601,200.00**	**2,293,511,400.00**	**2,213,816,400.00**	**2,213,816,400.00**	**2,431,383,750.00**	**2,491,155,000.00**	**2,708,722,350.00**	**2,768,493,600.00**	**3,131,105,850.00**	**3,230,724,600.00**	**3,230,724,600.00**	**31,761,113,850.00**
JUMLAH KAS AWAL PERIODE DAN KAS BERJALAN	**4,273,801,153.85**	**4,989,954,419.47**	**6,178,810,410.09**	**7,421,069,269.19**	**8,153,325,011.09**	**9,615,351,220.19**	**9,073,714,888.07**	**10,745,543,656.34**	**12,281,501,542.95**	**14,210,799,179.56**	**15,671,108,354.99**	**17,177,549,171.37**	**33,570,856,303.85**
PENGELUARAN													-
Pembelian Tanah dan Bangunan	-	-	-	-	-	-	-	-	-	-	-	-	-
Pembelian Peralatan Kantor	-	-	-	-	-	-	-	-	-	-	-	-	-
Pembelian Mesin	-	-	-	-	-	-	-	-	-	-	-	-	-
Pembelian Kendaraan	-	-	-	-	-	-	-	-	-	-	-	-	-
Pembelian Bahan Baku Kontainer	412,000,000.00	412,000,000.00	309,000,000.00	309,000,000.00	309,000,000.00	296,000,000.00	296,000,000.00	455,000,000.00	455,000,000.00	790,000,000.00	790,000,000.00	790,000,000.00	5,623,000,000.00
Pembelian Bahan Material Pembantu	96,600,000.00	96,600,000.00	80,500,000.00	80,500,000.00	80,500,000.00	96,600,000.00	96,600,000.00	120,750,000.00	120,750,000.00	161,000,000.00	161,000,000.00	161,000,000.00	1,352,400,000.00
Beban Gaji	435,356,467.20	435,356,467.20	435,356,467.20	435,356,467.20	435,356,467.20	435,356,467.20	435,356,467.20	435,356,467.20	435,356,467.20	447,197,760.00	447,197,760.00	459,039,052.80	5,271,642,777.60
Beban THR & Bonus	-	-	-	435,356,467.20	-	-	-	-	-	-	-	-	435,356,467.20
Beban BPJS Kesehatan	8,207,272.32	8,207,272.32	8,459,214.72	8,459,214.72	8,459,214.72	8,459,214.72	8,459,214.72	8,459,214.72	8,459,214.72	11,288,527.87	11,288,527.87	11,288,527.87	109,494,631.30
Beban BPJS TK	15,652,480.12	15,652,480.12	16,086,450.91	16,086,450.91	16,086,450.91	16,086,450.91	16,086,450.91	16,086,450.91	16,086,450.91	20,959,942.81	20,959,942.81	20,959,942.81	206,789,945.03
Beban Sewa	291,664,000.00												291,664,000.00
Beban Asuransi	186,600,000.00												186,600,000.00
Beban Perbaikan dan Pemeliharaan Mesin	-	-	-	30,727,500.00	-	-	-	30,727,500.00	-	-	-	30,727,500.00	92,182,500.00
Beban Perbaikan dan Pemeliharaan Gedung	-	-	-	-	-	-	-	-	-	-	-	12,705,000.00	12,705,000.00
Biaya Tools	4,704,189.74	4,704,189.74	4,070,408.08	4,070,408.08	4,070,408.08	4,387,298.91	4,387,298.91	5,021,080.57	5,021,080.57	6,465,043.89	6,452,552.94	6,792,861.99	60,146,821.44
Beban Listrik	20,000,000.00	20,000,000.00	20,000,000.00	20,000,000.00	20,000,000.00	20,000,000.00	20,000,000.00	20,000,000.00	20,000,000.00	20,000,000.00	20,000,000.00	20,000,000.00	240,000,000.00
Beban Telpon & Internet	5,000,000.00	5,000,000.00	5,000,000.00	5,000,000.00	5,000,000.00	5,000,000.00	5,000,000.00	5,000,000.00	5,000,000.00	5,000,000.00	5,000,000.00	5,000,000.00	60,000,000.00
Beban Air PAM	3,000,000.00	3,000,000.00	3,000,000.00	3,000,000.00	3,000,000.00	3,000,000.00	3,000,000.00	3,000,000.00	3,000,000.00	3,000,000.00	3,000,000.00	3,000,000.00	36,000,000.00
Beban Pantries & Toileters	1,485,000.00	1,485,000.00	1,485,000.00	1,485,000.00	1,485,000.00	1,485,000.00	1,485,000.00	1,485,000.00	1,485,000.00	1,485,000.00	1,485,000.00	1,485,000.00	17,820,000.00
Beban Profesional Fee	-	-	-	-	-	-	-	-	-	-	-	-	-
Beban Perizinan	-	-	-	-	-	-	-	-	-	-	-	-	-
Beban KIR	-	-	-	-	-	4,400,000.00	-	-	-	-	-	4,400,000.00	8,800,000.00
Biaya Perjalanan Dinas	37,500,000.00	37,500,000.00	25,000,000.00	25,000,000.00	25,000,000.00	37,500,000.00	37,500,000.00	62,500,000.00	62,500,000.00	125,000,000.00	125,000,000.00	125,000,000.00	725,000,000.00
Beban Promosi	23,900,000.00	21,150,000.00	19,600,000.00	17,400,000.00	17,400,000.00	21,100,000.00	18,900,000.00	21,150,000.00	21,150,000.00	84,900,000.00	84,900,000.00	87,100,000.00	438,650,000.00
Beban Recruitment	-	-	-	-	-	-	-	-	-	-	-	-	-
Beban Training Karyawan	46,119,150.00	-	-	46,119,150.00	-	-	46,119,150.00	-	-	46,119,150.00	-	-	184,476,600.00
Beban Entertain Karyawan	235,659,375.00	-	-	-	-	-	-	-	-	-	-	-	235,659,375.00
Beban Uniform Karyawan	-	-	-	-	-	-	-	-	-	-	-	19,727,400.00	19,727,400.00
Beban Operasional Lainnya	44,000,000.00	44,000,000.00	44,000,000.00	44,000,000.00	44,000,000.00	44,000,000.00	48,000,000.00	48,000,000.00	48,000,000.00	48,000,000.00	48,000,000.00	48,000,000.00	552,000,000.00
Deviden	-	-	-	-	-	2,039,416,900.38	-	-	-	-	-	1,370,266,755.67	3,409,683,656.05
JUMLAH PENGELUARAN KAS	**1,867,447,934.38**	**1,104,655,409.38**	**971,557,540.90**	**1,481,560,658.10**	**969,357,540.90**	**3,032,791,332.11**	**1,036,893,581.73**	**1,232,535,713.39**	**1,201,808,213.39**	**1,770,415,424.57**	**1,724,283,783.62**	**3,176,492,041.13**	**19,569,799,173.61**
SALDO KAS	**2,406,353,219.47**	**3,885,299,010.09**	**5,207,252,869.19**	**5,939,508,611.09**	**7,183,967,470.19**	**6,582,559,888.07**	**8,036,821,306.34**	**9,513,007,942.95**	**11,079,693,329.56**	**12,440,383,754.99**	**13,946,824,571.37**	**14,001,057,130.23**	**14,001,057,130.23**

Tabel 10.47: Tabel Laporan Arus Kas Tahun ke 5

	TAHUN 5												
	1	2	3	4	5	6	7	8	9	10	11	12	YTD
SALDO AWAL													
Kas dan Bank	14,001,057,130.23	4,091,288,223.02	7,539,892,296.31	10,680,168,223.71	13,104,574,918.34	16,122,727,408.24	14,201,210,833.23	17,616,675,860.57	20,914,472,697.06	24,275,583,596.05	26,140,227,482.59	29,149,364,851.47	14,001,057,130.23
ARUS KAS DARI AKTIFITAS PENDANAAN													
Modal Pendiri	-	-	-	-	-	-	-	-	-	-	-	-	-
Investor	-	-	-	-	-	-	-	-	-	-	-	-	-
KAS DITERIMA DARI AKTIVITAS INVESTASI	-	-	-	-	-	-	-	-	-	-	-	-	-
Pendapatan Penjualan	2,839,134,375.00	2,839,134,375.00	2,465,564,062.50	2,465,564,062.50	2,465,564,062.50	2,764,420,312.50	2,764,420,312.50	2,839,134,375.00	2,839,134,375.00	3,063,276,562.50	3,063,276,562.50	3,063,276,562.50	33,471,900,000.00
Pendapatan Service	757,102,500.00	757,102,500.00	657,483,750.00	657,483,750.00	657,483,750.00	737,178,750.00	737,178,750.00	757,102,500.00	757,102,500.00	816,873,750.00	816,873,750.00	816,873,750.00	8,925,840,000.00
Pendapatan Rental	180,000,000.00	180,000,000.00	180,000,000.00	180,000,000.00	180,000,000.00	180,000,000.00	180,000,000.00	180,000,000.00	180,000,000.00	180,000,000.00	180,000,000.00	180,000,000.00	2,160,000,000.00
Penerimaan Piutang	657,483,750.00	946,378,125.00	946,378,125.00	821,854,687.50	821,854,687.50	821,854,687.50	921,473,437.50	921,473,437.50	946,378,125.00	946,378,125.00	1,021,092,187.50	1,021,092,187.50	10,793,691,562.50
KAS DITERIMA DARI AKTIVITAS OPERASIONAL	**4,433,720,625.00**	**4,722,615,000.00**	**4,249,425,937.50**	**4,124,902,500.00**	**4,124,902,500.00**	**4,503,453,750.00**	**4,603,072,500.00**	**4,697,710,312.50**	**4,722,615,000.00**	**5,006,528,437.50**	**5,081,242,500.00**	**5,081,242,500.00**	**55,351,431,562.50**
JUMLAH KAS AWAL PERIODE DAN KAS BERJALAN	**18,434,777,755.23**	**8,813,903,223.02**	**11,789,318,233.81**	**14,805,070,723.71**	**17,229,477,418.34**	**20,626,181,158.24**	**18,804,283,333.23**	**22,314,386,173.07**	**25,637,087,697.06**	**29,282,112,033.55**	**31,221,469,982.59**	**34,230,607,351.47**	**69,352,488,692.73**
PENGELUARAN													-
Pembelian Tanah dan Bangunan	12,229,000,000.00	-	-	-	-	-	-	-	-	-	-	-	12,229,000,000.00
Pembelian Peralatan Kantor	-	7,200,000.00	-	-	-	-	-	-	-	32,400,000.00	-	7,200,000.00	46,800,000.00
Pembelian Mesin	-	-	-	-	-	-	-	-	-	-	-	-	-
Pembelian Kendaraan	-	-	-	-	-	-	-	-	-	-	-	-	-
Pembelian Bahan Baku Kontainer	412,000,000.00	412,000,000.00	309,000,000.00	309,000,000.00	309,000,000.00	296,000,000.00	296,000,000.00	455,000,000.00	455,000,000.00	790,000,000.00	790,000,000.00	790,000,000.00	5,623,000,000.00
Pembelian Bahan Material Pembantu	100,800,000.00	100,800,000.00	84,000,000.00	84,000,000.00	84,000,000.00	100,800,000.00	100,800,000.00	126,000,000.00	126,000,000.00	168,000,000.00	168,000,000.00	168,000,000.00	1,411,200,000.00
Beban Gaji	495,762,177.02	504,605,355.26	504,605,355.26	504,605,355.26	504,605,355.26	504,605,355.26	504,605,355.26	504,605,355.26	504,605,355.26	555,759,740.16	569,296,605.31	575,690,903.42	6,233,352,268.03
Beban THR & Bonus	-	-	-	504,605,355.26	-	-	-	-	-	-	-	-	504,605,355.26
Beban BPJS Kesehatan	8,671,854.11	8,671,854.11	8,943,951.90	8,943,951.90	8,943,951.90	8,943,951.90	8,943,951.90	8,943,951.90	8,943,951.90	11,999,610.10	11,999,610.10	11,999,610.10	115,950,201.80
Beban BPJS TK	16,834,641.73	16,834,641.73	17,303,330.18	17,303,330.18	17,303,330.18	17,303,330.18	17,303,330.18	17,303,330.18	17,303,330.18	22,566,701.44	22,566,701.44	22,566,701.44	222,492,699.03
Beban Sewa	351,384,000.00												351,384,000.00
Beban Asuransi	186,600,000.00												186,600,000.00
Beban Perbaikan dan Pemeliharaan Mesin	-	-	-	38,409,375.00	-	-	-	38,409,375.00	-	-	-	38,409,375.00	115,228,125.00
Beban Perbaikan dan Pemeliharaan Gedung	-	-	-	-	-	-	-	-	-	-	-	5,000,000.00	5,000,000.00
Biaya Tools	4,867,825.60	4,867,825.60	3,866,122.76	3,866,122.76	3,866,122.76	4,192,520.32	4,192,520.32	4,620,213.67	4,620,213.67	7,396,184.27	7,210,964.27	7,118,354.27	60,684,990.27
Beban Listrik	23,000,000.00	23,000,000.00	23,000,000.00	23,000,000.00	23,000,000.00	23,000,000.00	23,000,000.00	23,000,000.00	23,000,000.00	23,000,000.00	23,000,000.00	23,000,000.00	276,000,000.00
Beban Telpon & Internet	6,000,000.00	6,000,000.00	6,000,000.00	6,000,000.00	6,000,000.00	6,000,000.00	6,000,000.00	6,000,000.00	6,000,000.00	6,000,000.00	6,000,000.00	6,000,000.00	72,000,000.00
Beban Air PAM	3,500,000.00	3,500,000.00	3,500,000.00	3,500,000.00	3,500,000.00	3,500,000.00	3,500,000.00	3,500,000.00	3,500,000.00	3,500,000.00	3,500,000.00	3,500,000.00	42,000,000.00
Beban Pantries & Toileters	1,811,250.00	1,811,250.00	1,811,250.00	1,811,250.00	1,811,250.00	1,811,250.00	1,811,250.00	1,811,250.00	1,811,250.00	1,811,250.00	1,811,250.00	1,811,250.00	21,735,000.00
Beban Profesional Fee	-	-	-	-	-	-	-	-	-	-	-	-	-
Beban Perizinan	-	-	-	-	-	-	-	-	-	-	-	-	-
Beban KIR	-	-	-	-	-	4,700,000.00	-	-	-	-	-	4,700,000.00	9,400,000.00
Biaya Perjalanan Dinas	100,000,000.00	100,000,000.00	60,000,000.00	60,000,000.00	60,000,000.00	80,000,000.00	80,000,000.00	120,000,000.00	120,000,000.00	300,000,000.00	300,000,000.00	300,000,000.00	1,680,000,000.00
Beban Promosi	9,720,000.00	6,720,000.00	9,120,000.00	6,720,000.00	6,720,000.00	9,120,000.00	6,720,000.00	6,720,000.00	6,720,000.00	1,084,720,000.00	84,720,000.00	87,120,000.00	1,324,840,000.00
Beban Recruitment	-	-	-	-	-	-	-	-	-	-	-	-	-
Beban Training Karyawan	50,731,065.00	-	-	50,731,065.00	-	-	50,731,065.00	-	-	50,731,065.00	-	-	202,924,260.00
Beban Entertain Karyawan	264,806,718.75	-	-	-	-	-	-	-	-	-	-	-	264,806,718.75
Beban Uniform Karyawan	-	-	-	-	-	-	-	-	-	-	-	24,449,040.00	24,449,040.00
Beban Operasional Lainnya	78,000,000.00	78,000,000.00	78,000,000.00	78,000,000.00	78,000,000.00	78,000,000.00	84,000,000.00	84,000,000.00	84,000,000.00	84,000,000.00	84,000,000.00	84,000,000.00	972,000,000.00
Deviden	-	-	-	-	-	5,286,993,917.35	-	-	-	-	-	2,527,293,734.56	7,814,287,651.92
JUMLAH PENGELUARAN KAS	**14,343,489,532.22**	**1,274,010,926.71**	**1,109,150,010.10**	**1,700,495,805.37**	**1,106,750,010.10**	**6,424,970,325.01**	**1,187,607,472.66**	**1,399,913,476.01**	**1,361,504,101.01**	**3,141,884,550.97**	**2,072,105,131.12**	**4,687,858,968.80**	**39,809,740,310.06**
SALDO KAS	**4,091,288,223.02**	**7,539,892,296.31**	**10,680,168,223.71**	**13,104,574,918.34**	**16,122,727,408.24**	**14,201,210,833.23**	**17,616,675,860.57**	**20,914,472,697.06**	**24,275,583,596.05**	**26,140,227,482.59**	**29,149,364,851.47**	**29,542,748,382.67**	**29,542,748,382.67**

Tabel 10.48: Payback Period PT. Karya Inti Abadi Kontainer

PBP = n + (a – b/c – b) x 1 tahun **Dimana :**
n = tahun terakhir di mana jumlah arus kas belum bisa menutup investasi awal a = jumlah investasi awal b = jumlah kumulatif arus kas pada tahun ke-n c = jumlah kumulatif arus kas pada tahun ke-n+1

LAMPIRAN BAB 9

Lampiran 9.1

Sumber: Penulis, 2022

Tabel 10.48: Proyeksi Biaya Manajemen Risiko Tahun 1

No.	Keterangan	Bulan 1	Bulan 2	Bulan 3	Bulan 4	Bulan 5	Bulan 6	Bulan 7	Bulan 8	Bulan 9	Bulan 10	Bulan 11	Bulan 12	TOTAL
1	Asuransi *All-Risks*	15,550,000	15,550,000	15,550,000	15,550,000	15,550,000	15,550,000	15,550,000	15,550,000	15,550,000	15,550,000	15,550,000	15,550,000	186,600,000

Tabel 10.20: Proyeksi Biaya Manajemen Risiko Tahun 2

No.	Keterangan	Bulan 1	Bulan 2	Bulan 3	Bulan 4	Bulan 5	Bulan 6	Bulan 7	Bulan 8	Bulan 9	Bulan 10	Bulan 11	Bulan 12	TOTAL
1	Asuransi *All-Risks*	15,550,000	15,550,000	15,550,000	15,550,000	15,550,000	15,550,000	15,550,000	15,550,000	15,550,000	15,550,000	15,550,000	15,550,000	186,600,000

Tabel 10.49: Proyeksi Biaya Manajemen Risiko Tahun 3

No.	Keterangan	Bulan 1	Bulan 2	Bulan 3	Bulan 4	Bulan 5	Bulan 6	Bulan 7	Bulan 8	Bulan 9	Bulan 10	Bulan 11	Bulan 12	TOTAL
1	Asuransi *All-Risks*	15,550,000	15,550,000	15,550,000	15,550,000	15,550,000	15,550,000	15,550,000	15,550,000	15,550,000	15,550,000	15,550,000	15,550,000	186,600,000

Tabel 10.22: Proyeksi Biaya Manajemen Risiko Tahun 4

No.	Keterangan	Bulan 1	Bulan 2	Bulan 3	Bulan 4	Bulan 5	Bulan 6	Bulan 7	Bulan 8	Bulan 9	Bulan 10	Bulan 11	Bulan 12	TOTAL
1	Asuransi *All-Risks*	15,550,000	15,550,000	15,550,000	15,550,000	15,550,000	15,550,000	15,550,000	15,550,000	15,550,000	15,550,000	15,550,000	15,550,000	186,600,000

Tabel 10.50: Proyeksi Biaya Manajemen Risiko Tahun 5

No.	Keterangan	Bulan 1	Bulan 2	Bulan 3	Bulan 4	Bulan 5	Bulan 6	Bulan 7	Bulan 8	Bulan 9	Bulan 10	Bulan 11	Bulan 12	TOTAL
1	Asuransi *All-Risks*	15,550,000	15,550,000	15,550,000	15,550,000	15,550,000	15,550,000	15,550,000	15,550,000	15,550,000	15,550,000	15,550,000	15,550,000	186,600,000