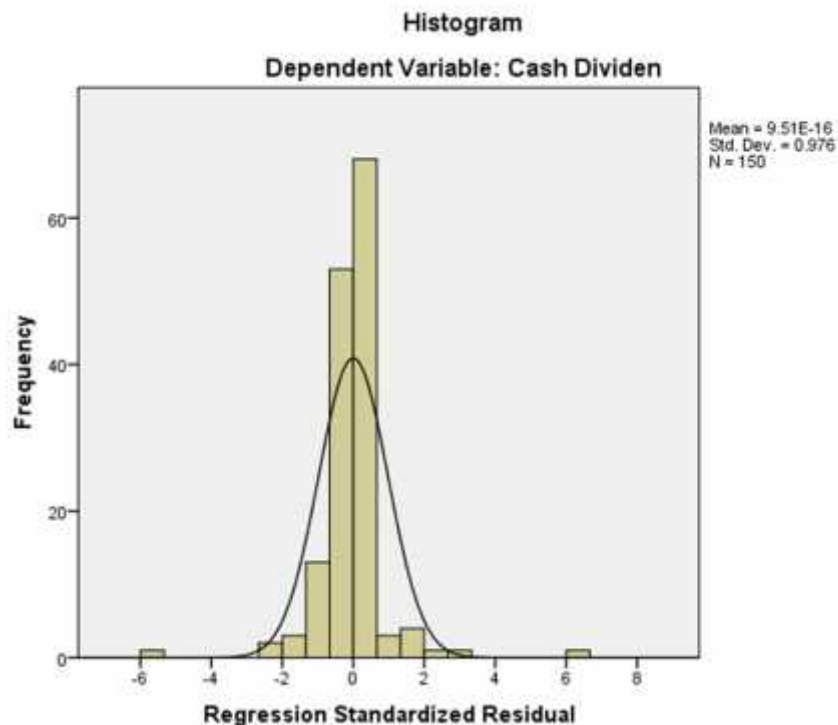


OUTPUT PENGOLAHAN SPSS VERSI 21

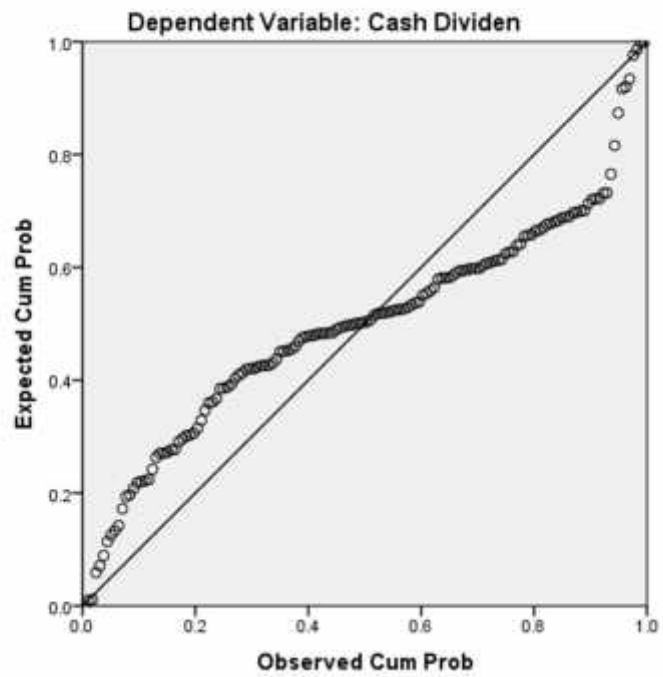
STATISTIK DESKRIPTIF

Descriptive Statistics					
	N	Minimum	Maximum	Mean	Std. Deviation
Cash Dividen	150	.01	70.70	4.2375	11.40941
Return On Investment	150	.09	71.51	15.0397	11.05176
Free Cash Flow	150	-2526581.00	17714000.00	1017265.2600	2655728.78743
Investment Opportunity Set	150	.09	53.59	4.4834	7.99223
Kualitas Laba	150	-24.71	27.84	.6829	4.36308
Valid N (listwise)	150				

UJI NORMALITAS

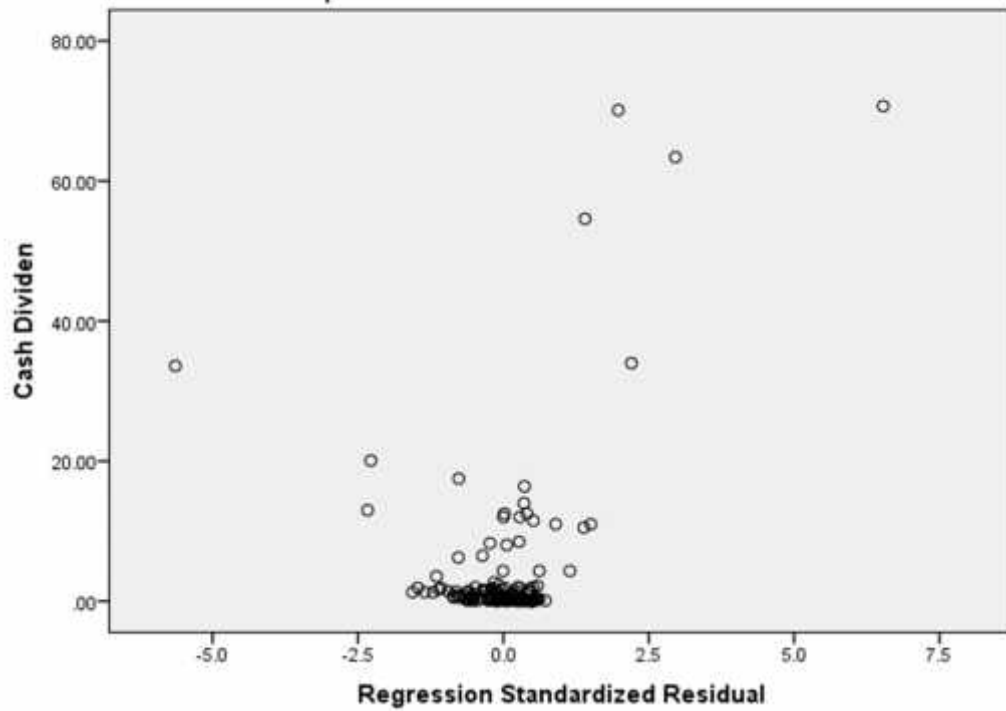


Normal P-P Plot of Regression Standardized Residual

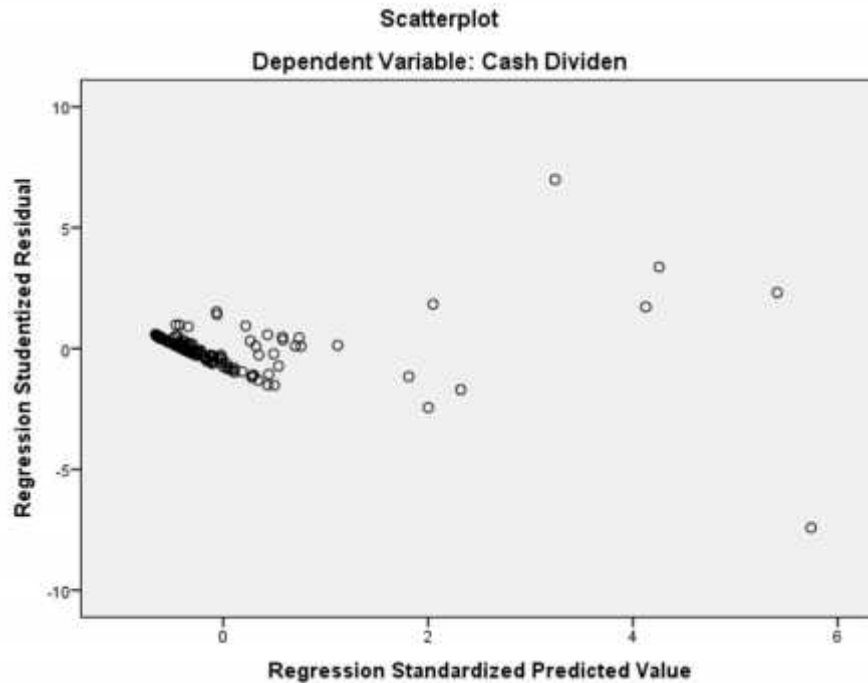


Scatterplot

Dependent Variable: Cash Dividen



UJI HETEROSKEDASTISITAS



UJI MULTIKOLINERITAS

Coefficients^a

Model	Unstandardized Coefficients		Standardized Coefficients	t	Sig.	Collinearity Statistics	
	B	Std. Error	Beta			Tolerance	VIF
(Constant)	-3.176	.750		-4.233	.000		
Return On Investment	.131	.058	.127	2.270	.025	.408	2.450
Free Cash Flow	-2.009E-010	.000	.000	-.001	.999	.673	1.486
Investment Opportunity Set	1.220	.109	.855	11.199	.000	.219	4.574
Kualitas Laba	-.005	.164	-.002	-.033	.974	.325	3.076
Kualitas Laba*ROI	.017	.019	.076	.926	.356	.187	5.345
Kualitas Laba*FCF	-9.198E-008	.000	-.065	-1.540	.126	.717	1.394
Kualitas Laba*IOS	-.066	.061	-.095	-1.090	.278	.168	5.948

a. Dependent Variable: Cash Dividen

UJI AUTOKORELASI

Model Summary^b

Model	R	R Square	Adjusted R Square	Std. Error of the Estimate	Durbin-Watson
1	.903 ^a	.815	.812	4.95249	1.786

a. Predictors: (Constant), Investment Opportunity Set, Free Cash Flow, Return On Investment

b. Dependent Variable: Cash Dividen

UJI F REGRESI BERGANDA

ANOVA^a

Model		Sum of Squares	df	Mean Square	F	Sig.
1	Regression	15814.560	3	5271.520	214.897	.000 ^b
	Residual	3581.451	146	24.530		
	Total	19396.011	149			

a. Dependent Variable: Cash Dividend

b. Predictors: (Constant), Investment Opportunity Set, Free Cash Flow, Return On Investment

UJI t REGRESI BERGANDA

Coefficients^a

Model		Unstandardized Coefficients		Standardized Coefficients	t	Sig.
		B	Std. Error	Beta		
1	(Constant)	-3.050	.740		-4.122	.000
	Return On Investment	.142	.055	.138	2.573	.011
	Free Cash Flow	1.123E-007	.000	.025	.652	.515
	Investment Opportunity Set	-1.120	.079	-.784	-14.261	.000

a. Dependent Variable: Cash Dividend

UJI F MRA (*Moderated Regression Analysis*)

Model	Sum of Squares	Df	Mean Square	F	Sig.
1 Regression	4719305.386	3	1573101.795	.206	.892 ^b
Residual	1116644891.715	146	7648252.683		
Total	1121364197.101	149			

a. Dependent Variable: Cash Dividend

b. Predictors: (Constant), Kualitas Laba*IOS, Kualitas Laba*FCF, Kualitas Laba*ROI

UJI t MRA (*Moderated Regression Analysis*)

Model	Unstandardized Coefficients		Standardized Coefficients	T	Sig.
	B	Std. Error	Beta		
(Constant)	2.980	.753		3.956	.000
1 Kualitas Laba*ROI	.021	.019	.091	1.053	.294
Kualitas Laba*FCF	2.126E-007	.000	.065	1.415	.159
Kualitas Laba*IOS	-.078	.064	-.112	-1.215	.226

a. Dependent Variable: Cash Dividend

DATA VARIABEL Y

Cash Dividen/Dividen Tunai (DT)

(Sumber dari Iktisar LK dan Laporan Keuangan Tahunan)

NO	KODE	TAHUN	DT= Total DT: Jumlah Lbr Saham	Jumlah Lbr Saham	Modal Saham	Total Dividen Tunai	DT= Total DT: Modal Saham
1	INTP	2010	263.00	8,000,000,000	4,000,000,000,000	2,104,000,000,000	0.53
		2011	293.00	8,000,000,000	4,000,000,000,000	2,344,000,000,000	0.59
		2012	450.00	8,000,000,000	4,000,000,000,000	3,600,000,000,000	0.90
		2013	900.00	8,000,000,000	4,000,000,000,000	7,200,000,000,000	1.80
		2014	1350.00	8,000,000,000	4,000,000,000,000	10,800,000,000,000	2.70
2	AMFG	2010	80.00	434,000,000	217,000,000,000	34,720,000,000	0.16
		2011	80.00	434,000,000	217,000,000,000	34,720,000,000	0.16
		2012	80.00	434,000,000	217,000,000,000	34,720,000,000	0.16
		2013	80.00	434,000,000	217,000,000,000	34,720,000,000	0.16
		2014	80.00	434,000,000	217,000,000,000	34,720,000,000	0.16
3	ARNA	2010	15.00	3,000,000,000	150,000,000,000	45,000,000,000	0.30
		2011	20.00	3,000,000,000	150,000,000,000	60,000,000,000	0.40
		2012	40.00	3,000,000,000	150,000,000,000	120,000,000,000	0.80
		2013	16.00	12,000,000,000	150,000,000,000	192,000,000,000	1.28
		2014	16.00	12,000,000,000	150,000,000,000	192,000,000,000	1.28
4	TOTO	2010	1500.00	49,536,000	49,536,000,000	74,304,000,000	1.50
		2011	2000.00	49,536,000	49,536,000,000	99,072,000,000	2.00
		2012	200.00	495,360,000	495,360,000,000	99,072,000,000	0.20
		2013	200.00	495,360,000	495,360,000,000	99,072,000,000	0.20
		2014	50.00	990,720,000	990,720,000,000	49,536,000,000	0.05
5	LION	2010	200.00	200,000,000	200,000,000,000	40,000,000,000	0.20
		2011	300.00	200,000,000	200,000,000,000	60,000,000,000	0.30
		2012	400.00	200,000,000	200,000,000,000	80,000,000,000	0.40
		2013	400.00	200,000,000	200,000,000,000	80,000,000,000	0.40
		2014	400.00	200,000,000	200,000,000,000	80,000,000,000	0.40

6	LMSH	2010	50.00	9,600,000	9,600,000,000	480,000,000	0.05
		2011	100.00	9,600,000	9,600,000,000	960,000,000	0.10
		2012	150.00	9,600,000	9,600,000,000	1,440,000,000	0.15
		2013	200.00	9,600,000	9,600,000,000	1,920,000,000	0.20
		2014	200.00	9,600,000	9,600,000,000	1,920,000,000	0.20
7	EKAD	2010	8.00	800,000,000	40,000,000,000	6,400,000,000	0.16
		2011	7.00	800,000,000	40,000,000,000	5,600,000,000	0.14
		2012	8.00	800,000,000	40,000,000,000	6,400,000,000	0.16
		2013	9.00	800,000,000	40,000,000,000	7,200,000,000	0.18
		2014	9.00	800,000,000	40,000,000,000	7,200,000,000	0.18
8	UNIC	2010	48.00	1,160,000,000	580,000,000,000	55,680,000,000	0.10
		2011	90.00	1,160,000,000	580,000,000,000	104,400,000,000	0.18
		2012	38.40	1,160,000,000	580,000,000,000	44,544,000,000	0.08
		2013	104.00	1,160,000,000	580,000,000,000	120,640,000,000	0.21
		2014	104.00	1,160,000,000	580,000,000,000	120,640,000,000	0.21
9	IGAR	2010	3.00	1,750,000,000	87,500,000,000	5,250,000,000	0.06
		2011	100.00	1,750,000,000	87,500,000,000	175,000,000,000	2.00
		2012	60.00	1,750,000,000	87,500,000,000	105,000,000,000	1.20
		2013	40.00	1,750,000,000	87,500,000,000	70,000,000,000	0.80
		2014	10.00	1,750,000,000	87,500,000,000	17,500,000,000	0.20
10	TRST	2010	15.00	3,000,000,000	300,000,000,000	45,000,000,000	0.15
		2011	20.00	3,000,000,000	300,000,000,000	60,000,000,000	0.20
		2012	20.00	3,000,000,000	300,000,000,000	60,000,000,000	0.20
		2013	5.00	3,000,000,000	300,000,000,000	15,000,000,000	0.05
		2014	5.00	3,000,000,000	300,000,000,000	15,000,000,000	0.05

11	JPFA	2010	365.00	7,000,000,000	3,000,000,000,000	2,555,000,000,000	0.85
		2011	75.00	7,000,000,000	3,000,000,000,000	525,000,000,000	0.18
		2012	20.00	7,000,000,000	3,000,000,000,000	140,000,000,000	0.05
		2013	10.00	35,000,000,000	3,000,000,000,000	350,000,000,000	0.12
		2014	10.00	35,000,000,000	3,000,000,000,000	350,000,000,000	0.12
12	ASII	2010	470.00	6,000,000,000	3,000,000,000,000	2,820,000,000,000	0.94
		2011	116.65	60,000,000,000	3,000,000,000,000	6,999,000,000,000	2.33
		2012	216.00	60,000,000,000	3,000,000,000,000	12,960,000,000,000	4.32
		2013	216.00	60,000,000,000	3,000,000,000,000	12,960,000,000,000	4.32
		2014	216.00	60,000,000,000	3,000,000,000,000	12,960,000,000,000	4.32
13	AUTO	2010	592.00	2,000,000,000	1,000,000,000,000	1,184,000,000,000	1.18
		2011	105.00	10,000,000,000	1,000,000,000,000	1,050,000,000,000	1.05
		2012	87.00	10,000,000,000	1,000,000,000,000	870,000,000,000	0.87
		2013	105.50	10,000,000,000	1,000,000,000,000	1,055,000,000,000	1.06
		2014	96.00	10,000,000,000	1,000,000,000,000	960,000,000,000	0.96
14	GDYR	2010	250.00	45,000,000	45,000,000,000	11,250,000,000	0.25
		2011	260.00	41,000,000	41,000,000,000	10,660,000,000	0.26
		2012	275.00	41,000,000	41,000,000,000	11,275,000,000	0.28
		2013	300.00	41,000,000	41,000,000,000	12,300,000,000	0.30
		2014	300.00	41,000,000	41,000,000,000	12,300,000,000	0.30
15	GJTL	2010	12.00	12,000,000,000	6,000,000,000,000	144,000,000,000	0.02
		2011	10.00	12,000,000,000	6,000,000,000,000	120,000,000,000	0.02
		2012	27.00	12,000,000,000	6,000,000,000,000	324,000,000,000	0.05
		2013	10.00	12,000,000,000	6,000,000,000,000	120,000,000,000	0.02
		2014	10.00	12,000,000,000	6,000,000,000,000	120,000,000,000	0.02

16	SMSM	2010	55.00	2,000,000,000	200,000,000,000	110,000,000,000	0.55
		2011	150.00	2,000,000,000	200,000,000,000	300,000,000,000	1.50
		2012	80.00	2,000,000,000	200,000,000,000	160,000,000,000	0.80
		2013	140.00	2,000,000,000	200,000,000,000	280,000,000,000	1.40
		2014	125.00	2,000,000,000	200,000,000,000	250,000,000,000	1.25
17	IKBI	2010	10.00	321,000,000	321,000,000,000	3,210,000,000	0.01
		2011	42.00	321,000,000	321,000,000,000	13,482,000,000	0.04
		2012	67.86	321,000,000	321,000,000,000	21,783,060,000	0.07
		2013	20.00	321,000,000	321,000,000,000	6,420,000,000	0.02
		2014	20.00	321,000,000	321,000,000,000	6,420,000,000	0.02
18	SCCO	2010	90.00	500,000,000	500,000,000,000	45,000,000,000	0.09
		2011	170.00	500,000,000	500,000,000,000	85,000,000,000	0.17
		2012	250.00	500,000,000	500,000,000,000	125,000,000,000	0.25
		2013	150.00	500,000,000	500,000,000,000	75,000,000,000	0.15
		2014	150.00	500,000,000	500,000,000,000	75,000,000,000	0.15
19	DLTA	2010	10500.00	20,000,000	20,000,000,000	210,000,000,000	10.50
		2011	11000.00	20,000,000	20,000,000,000	220,000,000,000	11.00
		2012	11500	20,000,000	20,000,000,000	230,000,000,000	11.50
		2013	12000.00	20,000,000	20,000,000,000	240,000,000,000	12.00
		2014	12000.00	20,000,000	20,000,000,000	240,000,000,000	12.00
20	INDF	2010	133.00	30,000,000,000	3,000,000,000,000	3,990,000,000,000	1.33
		2011	175.00	30,000,000,000	3,000,000,000,000	5,250,000,000,000	1.75
		2012	185.00	30,000,000,000	3,000,000,000,000	5,550,000,000,000	1.85
		2013	142.00	30,000,000,000	3,000,000,000,000	4,260,000,000,000	1.42
		2014	220.00	30,000,000,000	3,000,000,000,000	6,600,000,000,000	2.20

21	MYOR	2010	100.00	3,000,000,000	1,500,000,000,000	300,000,000,000	0.20
		2011	130.00	3,000,000,000	1,500,000,000,000	390,000,000,000	0.26
		2012	230.00	3,000,000,000	1,500,000,000,000	690,000,000,000	0.46
		2013	230.00	3,000,000,000	1,500,000,000,000	690,000,000,000	0.46
		2014	230.00	3,000,000,000	1,500,000,000,000	690,000,000,000	0.46
22	GGRM	2010	880.00	2,316,000,000	1,158,000,000,000	2,038,080,000,000	1.76
		2011	1000.00	2,316,000,000	1,158,000,000,000	2,316,000,000,000	2.00
		2012	800.00	2,316,000,000	1,158,000,000,000	1,852,800,000,000	1.60
		2013	800.00	2,316,000,000	1,158,000,000,000	1,852,800,000,000	1.60
		2014	800.00	2,316,000,000	1,158,000,000,000	1,852,800,000,000	1.60
23	HMSP	2010	1640.00	6,300,000,000	630,000,000,000	10,332,000,000,000	16.40
		2011	1750.00	6,300,000,000	630,000,000,000	11,025,000,000,000	17.50
		2012	1300.00	6,300,000,000	630,000,000,000	8,190,000,000,000	13.00
		2013	3399.00	6,300,000,000	630,000,000,000	21,413,700,000,000	33.99
		2014	2008.00	6,300,000,000	630,000,000,000	12,650,400,000,000	20.08
24	DVLA	2010	30.00	4,480,000,000	1,120,000,000,000	134,400,000,000	0.12
		2011	31.50	4,480,000,000	1,120,000,000,000	141,120,000,000	0.13
		2012	52.50	4,480,000,000	1,120,000,000,000	235,200,000,000	0.21
		2013	34.50	4,480,000,000	1,120,000,000,000	154,560,000,000	0.14
		2014	22.00	4,480,000,000	1,120,000,000,000	98,560,000,000	0.09
25	KLBF	2010	70.00	17,000,000,000	850,000,000,000	1,190,000,000,000	1.40
		2011	95.00	17,000,000,000	850,000,000,000	1,615,000,000,000	1.90
		2012	19.00	85,000,000,000	850,000,000,000	1,615,000,000,000	1.90
		2013	17.00	85,000,000,000	850,000,000,000	1,445,000,000,000	1.70
		2014	19.00	85,000,000,000	850,000,000,000	1,615,000,000,000	1.90

26	MERK	2010	8034.00	22,400,000	22,400,000,000	179,961,600,000	8.03
		2011	8270.00	22,400,000	22,400,000,000	185,248,000,000	8.27
		2012	3570.00	22,400,000	22,400,000,000	79,968,000,000	3.57
		2013	6250.00	22,400,000	22,400,000,000	140,000,000,000	6.25
		2014	6500.00	22,400,000	22,400,000,000	145,600,000,000	6.50
27	SQBI	2010	8500.00	12,960,000	12,960,000,000	110,160,000,000	8.50
		2011	11000.00	12,960,000	12,960,000,000	142,560,000,000	11.00
		2012	12500.00	12,960,000	12,960,000,000	162,000,000,000	12.50
		2013	12500.00	12,960,000	12,960,000,000	162,000,000,000	12.50
		2014	14000.00	12,960,000	12,960,000,000	181,440,000,000	14.00
28	TSPC	2010	40.00	6,000,000,000	300,000,000,000	240,000,000,000	0.80
		2011	75.00	6,000,000,000	300,000,000,000	450,000,000,000	1.50
		2012	75.00	6,000,000,000	300,000,000,000	450,000,000,000	1.50
		2013	75.00	6,000,000,000	300,000,000,000	450,000,000,000	1.50
		2014	75.00	6,000,000,000	300,000,000,000	450,000,000,000	1.50
29	TCID	2010	340.00	804,266,668	402,133,334,000	273,450,667,120	0.68
		2011	370.00	804,266,668	402,133,334,000	297,578,667,160	0.74
		2012	370.00	804,266,668	402,133,334,000	297,578,667,160	0.74
		2013	370.00	804,266,668	402,133,334,000	297,578,667,160	0.74
		2014	390.00	804,266,668	402,133,334,000	313,664,000,520	0.78
30	UNVR	2010	707.00	7,630,000,000	76,300,000,000	5,394,410,000,000	70.70
		2011	546.00	7,630,000,000	76,300,000,000	4,165,980,000,000	54.60
		2012	634.00	7,630,000,000	76,300,000,000	4,837,420,000,000	63.40
		2013	701.00	7,630,000,000	76,300,000,000	5,348,630,000,000	70.10
		2014	336.00	7,630,000,000	76,300,000,000	2,563,680,000,000	33.60

DATA VARIABEL X DAN Z

RETURN ON INVESTMENT, FREE CASH FLOW, INVESTMENT OPPORTUNITY SET DAN KUALITAS LABA

No	Tahun	Nama Perush	ROI	FCF	IOS	Kualitas Laba
1	2010	INTP	21.01	3,460,558.00	4.48	1.07
2		AMFG	13.95	663,535.00	1.37	1.10
3		ARNA	9.18	148,638.00	1.30	1.08
4		TOTO	17.75	187,610.00	3.06	0.73
5		LION	12.71	33,931.00	0.76	1.87
6		LMSH	9.40	10,532.00	0.98	6.00
7		EKAD	12.82	13,060.00	1.34	1.16
8		UNIC	1.30	616,431.00	0.58	15.39
9		IGAR	15.33	100,948.00	0.92	1.21
10		TRST	6.74	181,086.00	0.61	1.42
11		JPFA	15.48	678,162.00	2.29	1.67
12		ASII	15.29	(856,000.00)	3.76	1.08
13		AUTO	21.94	110,814.00	3.57	1.35
14		GDYR	5.81	285,770.00	1.23	1.35
15		GJTL	8.01	544,452.00	2.27	0.90
16		SMSM	15.45	109,664.00	2.97	0.77
17		IKBI	0.77	(26,145.00)	0.75	7.11
18		SCCO	5.27	(22,589.00)	0.95	2.03
19		DLTA	20.61	37,094.00	3.33	0.28
20		INDF	8.50	5,968,829.00	2.55	1.57
21		MYOR	11.36	31,464.00	4.14	2.59
22		GGRM	13.71	2,485,430.00	3.63	1.22
23		HMSP	31.37	7,282,975.00	12.08	1.15
24		DVLA	12.98	106,002.00	2.05	1.26
25		KLBF	19.14	1,046,770.00	5.67	1.00
26		MERK	27.32	213,605.00	5.95	1.63
27		SQBI	28.95	130,688.00	5.25	0.96
28		TSPC	13.78	532,304.00	2.95	1.11
29		TCID	12.55	160,311.00	1.53	1.07
30		UNVR	38.90	2,506,326.00	31.12	1.03

31	2011	INTP	19.84	3,948,416.00	3.99	2.27
32		AMFG	12.52	350,241.00	1.33	4.25
33		ARNA	11.54	147,464.00	1.39	0.61
34		TOTO	16.28	121,737.00	0.16	1.15
35		LION	14.36	39,864.00	0.90	1.51
36		LMSH	11.12	8,184.00	0.84	3.59
37		EKAD	11.01	7,419.00	1.33	4.98
38		UNIC	11.52	(562,240.00)	0.59	0.51
39		IGAR	15.56	32,571.00	1.72	-1.37
40		TRST	6.75	163,698.00	0.83	4.30
41		JPFA	8.12	(783,725.00)	2.09	-0.67
42		ASII	13.73	6,430,000.00	3.95	1.17
43		AUTO	15.82	(304,226.00)	0.53	-2.36
44		GDYR	3.14	173,590.00	0.09	-0.25
45		GJTL	5.92	(208,313.00)	2.36	-1.03
46		SMSM	19.29	208,859.00	2.92	0.37
47		IKBI	2.92	80,958.00	0.46	-0.30
48		SCCO	7.54	119,465.00	1.24	1.34
49		DLTA	21.79	193,108.00	3.12	0.21
50		INDF	9.13	3,785,120.00	1.28	0.43
51		MYOR	7.33	(1,156,786.00)	3.86	-24.71
52		GGRM	12.68	(873,556.00)	4.86	0.69
53		HMSP	41.62	11,324,605.00	16.76	0.98
54		DVLA	13.03	50,653.00	1.77	0.65
55		KLBF	18.41	1,218,473.00	0.98	0.36
56		MERK	39.56	205,147.00	6.01	0.27
57		SQBI	33.19	114,651.00	4.30	0.39
58		TSPC	13.80	462,433.00	3.77	0.75
59		TCID	12.38	53,569.00	1.52	2.09
60		UNVR	39.73	4,292,945.00	38.97	0.86

61	2012	INTP	20.93	5,377,662.00	4.26	0.91
62		AMFG	11.13	178,919.00	1.47	4.09
63		ARNA	16.93	204,062.00	4.98	0.32
64		TOTO	15.50	203,282.00	1.83	1.67
65		LION	19.69	54,734.00	1.45	0.69
66		LMSH	32.11	7,070.00	1.03	0.14
67		EKAD	13.22	17,654.00	1.27	0.63
68		UNIC	0.66	276,934.00	0.57	-0.13
69		IGAR	14.25	17,138.00	1.51	-0.48
70		TRST	2.81	41,773.00	0.72	0.10
71		JPFA	9.80	(832,064.00)	0.55	0.63
72		ASII	12.48	3,210,000.00	0.34	2.18
73		AUTO	12.79	1,432.00	2.49	7.02
74		GDYR	5.39	73,819.00	0.10	0.16
75		GJTL	8.8	173,741.00	1.42	0.12
76		SMSM	18.63	261,950.00	4.43	0.58
77		IKBI	4.99	23,984.00	0.80	0.28
78		SCCO	11.42	115,456.00	1.27	0.17
79		DLTA	28.64	251,480.00	6.83	1.39
80		INDF	8.06	4,552,406.00	1.50	-5.08
81		MYOR	8.97	10,718.00	4.28	0.73
82		GGRM	9.8	1,754,129.00	4.07	-1.08
83		HMSP	37.89	3,823,082.00	19.73	1.25
84		DVLA	13.86	100,790.00	2.25	0.62
85		KLBF	18.85	981,869.00	6.74	1.35
86		MERK	18.93	137,186.00	8.17	-0.02
87		SQBI	34.06	131,751.00	7.49	0.88
88		TSPC	13.71	520,342.00	5.00	1.86
89		TCID	11.92	226,649.00	2.02	1.82
90		UNVR	40.38	4,222,478.00	40.09	1.00

91	2013	INTP	18.84	4,049,500.00	3.20	1.75
92		AMFG	9.56	458,719.00	1.10	-6.55
93		ARNA	20.94	171,642.00	7.83	0.40
94		TOTO	13.55	223,026.00	1.84	27.84
95		LION	12.99	22,540.00	1.50	0.00
96		LMSH	10.15	14,246.00	0.70	-0.34
97		EKAD	34.44	4,075.00	1.15	1.16
98		UNIC	3.83	(49,392.00)	0.41	1.19
99		IGAR	11.13	25,734.00	1.27	-1.10
100		TRST	1.01	(613,132.00)	0.41	-0.33
101		JPFA	4.29	(1,033,752.00)	2.47	-0.95
102		ASII	10.42	17,714,000.00	0.26	-1.87
103		AUTO	8.39	(547,022.00)	1.84	-8.21
104		GDYR	4.17	88,068.00	0.11	-1.99
105		GJTL	0.78	1,005,100.00	1.02	0.85
106		SMSM	19.88	444,730.00	4.93	0.24
107		IKBI	2.28	(130,425.00)	0.38	0.12
108		SCCO	5.96	(8,783.00)	1.28	-0.18
109		DLTA	31.2	350,754.00	8.99	-1.11
110		INDF	4.38	(461,578.00)	1.51	-0.68
111		MYOR	10.90	730,627.00	5.06	0.86
112		GGRM	8.63	(1,926,618.00)	2.75	2.73
113		HMSP	39.48	10,208,588.00	19.32	1.64
114		DVLA	10.57	82,171.00	2.69	-0.09
115		KLBF	17.41	256,380.00	6.89	1.52
116		MERK	25.17	134,790.00	8.27	0.95
117		SQBI	35.50	151,010.00	8.97	0.80
118		TSPC	11.81	245,639.00	3.79	7.12
119		TCID	10.92	9,525.00	2.02	1.73
120		UNVR	71.51	5,645,606.00	46.63	1.19

121	2014	INTP	18.26	2,505,967.00	3.71	1.55
122		AMFG	11.7	511,561.00	1.10	0.57
123		ARNA	20.78	208,493.00	7.00	0.83
124		TOTO	14.49	59,375.00	3.19	0.76
125		LION	8.17	20,668.00	1.09	-0.97
126		LMSH	5.29	3,784.00	0.53	0.28
127		EKAD	9.91	3,793.00	1.32	9.24
128		UNIC	1.69	434,909.00	0.34	1.07
129		IGAR	15.69	28,576.00	1.16	0.57
130		TRST	0.09	248,819.00	0.62	-18.37
131		JPFA	2.45	481,032.00	1.91	-1.37
132		ASII	9.37	11,575,000.00	0.25	-6.48
133		AUTO	6.65	141,559.00	2.00	-4.03
134		GDYR	2.18	156,424.00	0.09	0.60
135		GJTL	1.68	(1,043,492.00)	0.83	6.02
136		SMSM	24.09	449,132.00	5.96	0.25
137		IKBI	2.41	87,294.00	0.42	3.15
138		SCCO	8.31	21,167.00	1.00	-0.08
139		DLTA	29.04	143,730.00	8.17	0.05
140		INDF	5.99	2,419,164.00	1.44	0.41
141		MYOR	3.98	(1,333,022.00)	4.56	-0.59
142		GGRM	9.27	(2,526,581.00)	3.51	1.29
143		HMSP	35.87	9,892,264.00	22.29	-1.51
144		DVLA	6.55	80,451.00	1.97	-0.01
145		KLBF	17.07	1,837,216.00	8.74	1.14
146		MERK	25.32	213,068.00	6.47	-13.32
147		SQBI	36.00	161,314.00	8.74	1.36
148		TSPC	10.36	162,418.00	3.15	-1.29
149		TCID	9.41	(115,941.00)	2.75	1.90
150		UNVR	40.18	5,988,874.00	53.59	1.72

**DATA VARIABEL $Z \cdot X_1$, $Z \cdot X_2$ DAN $Z \cdot X_3$
KUALITAS LABA*ROI, KUALITAS LABA*FCF DAN
KUALITAS LABA*IOS**

No	Tahun	Nama Perush	KL*ROI	KL*FCF	KL*IOS
1	2010	INTP	22.55	3,713,972.93	4.81
2		AMFG	15.40	732,365.48	1.51
3		ARNA	9.89	160,076.73	1.40
4		TOTO	13.01	137,465.03	2.24
5		LION	23.72	63,332.22	1.42
6		LMSH	56.43	63,220.16	5.91
7		EKAD	14.88	15,160.73	1.55
8		UNIC	20.01	9,487,155.87	8.91
9		IGAR	18.50	121,847.02	1.11
10		TRST	9.60	257,865.95	0.87
11		JPFA	25.93	1,135,772.98	3.84
12		ASII	16.53	(925,631.06)	4.07
13		AUTO	29.53	149,136.74	4.80
14		GDYR	7.82	384,450.23	1.66
15		GJTL	7.23	491,262.18	2.05
16		SMSM	11.83	83,949.51	2.27
17		IKBI	5.48	(185,970.52)	5.30
18		SCCO	10.70	(45,843.41)	1.92
19		DLTA	5.73	10,315.01	0.93
20		INDF	13.32	9,353,225.55	4.00
21		MYOR	29.43	81,526.02	10.72
22		GGRM	16.71	3,029,318.45	4.43
23		HMSP	36.10	8,381,447.90	13.90
24		DVLA	16.39	133,842.29	2.58
25		KLBF	19.06	1,042,424.38	5.65
26		MERK	44.42	347,308.00	9.68
27		SQBI	27.84	125,657.90	5.05
28		TSPC	15.26	589,616.58	3.27
29		TCID	13.43	171,555.55	1.63
30		UNVR	39.87	2,569,082.96	31.90

31	2011	INTP	44.99	8,953,603.40	9.05
32		AMFG	53.26	1,489,895.77	5.64
33		ARNA	7.01	89,525.51	0.84
34		TOTO	18.68	139,670.69	0.19
35		LION	21.71	60,259.71	1.37
36		LMSH	39.97	29,418.16	3.02
37		EKAD	54.87	36,972.09	6.60
38		UNIC	5.91	(288,655.74)	0.30
39		IGAR	-21.27	(44,526.82)	-2.35
40		TRST	29.02	703,753.78	3.55
41		JPFA	-5.45	525,948.35	-1.40
42		ASII	16.10	7,541,815.98	4.63
43		AUTO	-37.37	718,627.79	-1.26
44		GDYR	-0.79	(43,855.35)	-0.02
45		GJTL	-6.09	214,224.47	-2.43
46		SMSM	7.05	76,333.36	1.07
47		IKBI	-0.87	(24,193.02)	-0.14
48		SCCO	10.12	160,378.45	1.66
49		DLTA	4.63	41,073.68	0.66
50		INDF	3.93	1,629,869.88	0.55
51		MYOR	-181.15	28,587,842.24	-95.43
52		GGRM	8.78	(604,842.27)	3.37
53		HMSP	40.89	11,125,091.00	16.46
54		DVLA	8.43	32,782.12	1.15
55		KLBF	6.68	441,869.06	0.35
56		MERK	10.50	54,442.63	1.59
57		SQBI	12.92	44,620.77	1.67
58		TSPC	10.39	348,332.35	2.84
59		TCID	25.93	112,209.59	3.18
60		UNVR	34.06	3,679,790.30	33.40

61	2012	INTP	19.05	4,893,347.75	3.87
62		AMFG	45.50	731,473.90	5.99
63		ARNA	5.36	64,561.00	1.57
64		TOTO	25.86	339,151.54	3.05
65		LION	13.63	37,880.10	1.01
66		LMSH	4.51	991.92	0.15
67		EKAD	8.32	11,110.46	0.80
68		UNIC	-0.09	(37,279.94)	-0.08
69		IGAR	-6.90	(8,299.99)	-0.73
70		TRST	0.29	4,330.17	0.07
71		JPFA	6.16	(522,620.25)	0.35
72		ASII	27.22	7,002,308.16	0.75
73		AUTO	89.75	10,048.92	17.50
74		GDYR	0.89	12,127.82	0.02
75		GJTL	1.10	21,715.05	0.18
76		SMSM	10.87	152,873.67	2.59
77		IKBI	1.40	6,718.40	0.23
78		SCCO	1.92	19,430.78	0.21
79		DLTA	39.77	349,217.48	9.48
80		INDF	-40.91	(23,104,179.80)	-7.64
81		MYOR	6.51	7,778.77	3.11
82		GGRM	-10.55	(1,889,227.41)	-4.39
83		HMSP	47.25	4,767,668.96	24.60
84		DVLA	8.58	62,429.85	1.39
85		KLBF	25.51	1,328,950.29	9.12
86		MERK	-0.42	(3,062.85)	-0.18
87		SQBI	29.92	115,720.95	6.58
88		TSPC	25.49	967,313.12	9.29
89		TCID	21.73	413,180.27	3.68
90		UNVR	40.45	4,229,824.74	40.16

91	2013	INTP	32.95	7,082,198.80	5.60
92		AMFG	-62.66	(3,006,639.03)	-7.21
93		ARNA	8.37	68,626.40	3.13
94		TOTO	377.17	6,208,047.63	51.11
95		LION	0.05	94.08	0.01
96		LMSH	-3.43	(4,808.63)	-0.23
97		EKAD	39.80	4,709.43	1.32
98		UNIC	4.57	(58,946.83)	0.49
99		IGAR	-12.25	(28,313.64)	-1.40
100		TRST	-0.33	201,653.93	-0.14
101		JPFA	-4.07	981,499.21	-2.35
102		ASII	-19.44	(33,052,116.52)	-0.48
103		AUTO	-68.84	4,488,435.22	-15.10
104		GDYR	-8.28	(174,927.56)	-0.22
105		GJTL	0.66	856,899.53	0.87
106		SMSM	4.82	107,857.08	1.20
107		IKBI	0.28	(15,736.32)	0.05
108		SCCO	-1.08	1,588.46	-0.23
109		DLTA	-34.56	(388,519.62)	-9.96
110		INDF	-2.97	313,109.32	-1.02
111		MYOR	9.38	628,517.62	4.35
112		GGRM	23.52	(5,251,381.15)	7.49
113		HMSP	64.69	16,727,252.69	31.66
114		DVLA	-0.99	(7,662.11)	-0.25
115		KLBF	26.41	388,897.27	10.46
116		MERK	23.86	127,748.31	7.83
117		SQBI	28.24	120,113.34	7.13
118		TSPC	84.09	1,749,111.74	26.96
119		TCID	18.94	16,516.41	3.51
120		UNVR	84.82	6,696,283.16	55.30

121	2014	INTP	28.29	3,882,662.79	5.75
122		AMFG	6.67	291,837.22	0.63
123		ARNA	17.32	173,793.81	5.84
124		TOTO	10.97	44,955.33	2.41
125		LION	-7.90	(19,997.16)	-1.05
126		LMSH	1.48	1,060.64	0.15
127		EKAD	91.60	35,057.87	12.17
128		UNIC	1.81	465,082.07	0.36
129		IGAR	8.95	16,291.98	0.66
130		TRST	-1.65	(4,571,750.71)	-11.43
131		JPFA	-3.36	(659,518.60)	-2.62
132		ASII	-60.71	(74,998,480.83)	-1.62
133		AUTO	-26.80	(570,573.58)	-8.05
134		GDYR	1.30	93,247.48	0.05
135		GJTL	10.11	(6,281,291.99)	5.00
136		SMSM	6.08	113,294.84	1.50
137		IKBI	7.59	275,021.87	1.31
138		SCCO	-0.68	(1,742.84)	-0.08
139		DLTA	1.49	7,388.63	0.42
140		INDF	2.45	987,921.86	0.59
141		MYOR	-2.37	792,356.02	-2.71
142		GGRM	11.98	(3,265,393.64)	4.54
143		HMSP	-54.31	(14,976,559.82)	-33.75
144		DVLA	-0.05	(577.62)	-0.01
145		KLBF	19.39	2,087,409.62	9.93
146		MERK	-337.29	(2,838,334.28)	-86.23
147		SQBI	48.84	218,837.26	11.86
148		TSPC	-13.40	(210,059.48)	-4.08
149		TCID	17.85	(219,985.54)	5.21
150		UNVR	68.92	10,272,574.53	91.92

Tabel Durbin-Watson (DW), $\alpha = 5\%$

Direproduksi oleh:

Junaidi (<http://junaidichaniago.wordpress.com>)

dari sumber: <http://www.stanford.edu>

Catatan-Catatan Reproduksi dan Cara Membaca Tabel:

1. Tabel DW ini direproduksi dengan merubah format tabel mengikuti format tabel DW yang umumnya dilampirkan pada buku-buku teks statistik/ekonometrik di Indonesia, agar lebih mudah dibaca dan diperbandingkan
2. Simbol 'k' pada tabel menunjukkan banyaknya variabel bebas (penjelas), tidak termasuk variabel terikat.
3. Simbol 'n' pada tabel menunjukkan banyaknya observasi

Tabel Durbin-Watson (DW), $\alpha = 5\%$

n	k=1		k=2		k=3		k=4		k=5	
	dL	dU	dL	dU	dL	dU	dL	dU	dL	dU
6	0.6102	1.4002								
7	0.6996	1.3564	0.4672	1.8964						
8	0.7629	1.3324	0.5591	1.7771	0.3674	2.2866				
9	0.8243	1.3199	0.6291	1.6993	0.4548	2.1282	0.2957	2.5881		
10	0.8791	1.3197	0.6972	1.6413	0.5253	2.0163	0.3760	2.4137	0.2427	2.8217
11	0.9273	1.3241	0.7580	1.6044	0.5948	1.9280	0.4441	2.2833	0.3155	2.6446
12	0.9708	1.3314	0.8122	1.5794	0.6577	1.8640	0.5120	2.1766	0.3796	2.5061
13	1.0097	1.3404	0.8612	1.5621	0.7147	1.8159	0.5745	2.0943	0.4445	2.3897
14	1.0450	1.3503	0.9054	1.5507	0.7667	1.7788	0.6321	2.0296	0.5052	2.2959
15	1.0770	1.3605	0.9455	1.5432	0.8140	1.7501	0.6852	1.9774	0.5620	2.2198
16	1.1062	1.3709	0.9820	1.5386	0.8572	1.7277	0.7340	1.9351	0.6150	2.1567
17	1.1330	1.3812	1.0154	1.5361	0.8968	1.7101	0.7790	1.9005	0.6641	2.1041
18	1.1576	1.3913	1.0461	1.5353	0.9331	1.6961	0.8204	1.8719	0.7098	2.0600
19	1.1804	1.4012	1.0743	1.5355	0.9666	1.6851	0.8588	1.8482	0.7523	2.0226
20	1.2015	1.4107	1.1004	1.5367	0.9976	1.6763	0.8943	1.8283	0.7918	1.9908
21	1.2212	1.4200	1.1246	1.5385	1.0262	1.6694	0.9272	1.8116	0.8286	1.9635
22	1.2395	1.4289	1.1471	1.5408	1.0529	1.6640	0.9578	1.7974	0.8629	1.9400
23	1.2567	1.4375	1.1682	1.5435	1.0778	1.6597	0.9864	1.7855	0.8949	1.9196
24	1.2728	1.4458	1.1878	1.5464	1.1010	1.6565	1.0131	1.7753	0.9249	1.9018
25	1.2879	1.4537	1.2063	1.5495	1.1228	1.6540	1.0381	1.7666	0.9530	1.8863
26	1.3022	1.4614	1.2236	1.5528	1.1432	1.6523	1.0616	1.7591	0.9794	1.8727
27	1.3157	1.4688	1.2399	1.5562	1.1624	1.6510	1.0836	1.7527	1.0042	1.8608
28	1.3284	1.4759	1.2553	1.5596	1.1805	1.6503	1.1044	1.7473	1.0276	1.8502
29	1.3405	1.4828	1.2699	1.5631	1.1976	1.6499	1.1241	1.7426	1.0497	1.8409
30	1.3520	1.4894	1.2837	1.5666	1.2138	1.6498	1.1426	1.7386	1.0706	1.8326
31	1.3630	1.4957	1.2969	1.5701	1.2292	1.6500	1.1602	1.7352	1.0904	1.8252
32	1.3734	1.5019	1.3093	1.5736	1.2437	1.6505	1.1769	1.7323	1.1092	1.8187
33	1.3834	1.5078	1.3212	1.5770	1.2576	1.6511	1.1927	1.7298	1.1270	1.8128
34	1.3929	1.5136	1.3325	1.5805	1.2707	1.6519	1.2078	1.7277	1.1439	1.8076
35	1.4019	1.5191	1.3433	1.5838	1.2833	1.6528	1.2221	1.7259	1.1601	1.8029
36	1.4107	1.5245	1.3537	1.5872	1.2953	1.6539	1.2358	1.7245	1.1755	1.7987
37	1.4190	1.5297	1.3635	1.5904	1.3068	1.6550	1.2489	1.7233	1.1901	1.7950
38	1.4270	1.5348	1.3730	1.5937	1.3177	1.6563	1.2614	1.7223	1.2042	1.7916
39	1.4347	1.5396	1.3821	1.5969	1.3283	1.6575	1.2734	1.7215	1.2176	1.7886
40	1.4421	1.5444	1.3908	1.6000	1.3384	1.6589	1.2848	1.7209	1.2305	1.7859
41	1.4493	1.5490	1.3992	1.6031	1.3480	1.6603	1.2958	1.7205	1.2428	1.7835
42	1.4562	1.5534	1.4073	1.6061	1.3573	1.6617	1.3064	1.7202	1.2546	1.7814
43	1.4628	1.5577	1.4151	1.6091	1.3663	1.6632	1.3166	1.7200	1.2660	1.7794
44	1.4692	1.5619	1.4226	1.6120	1.3749	1.6647	1.3263	1.7200	1.2769	1.7777
45	1.4754	1.5660	1.4298	1.6148	1.3832	1.6662	1.3357	1.7200	1.2874	1.7762
46	1.4814	1.5700	1.4368	1.6176	1.3912	1.6677	1.3448	1.7201	1.2976	1.7748
47	1.4872	1.5739	1.4435	1.6204	1.3989	1.6692	1.3535	1.7203	1.3073	1.7736
48	1.4928	1.5776	1.4500	1.6231	1.4064	1.6708	1.3619	1.7206	1.3167	1.7725
49	1.4982	1.5813	1.4564	1.6257	1.4136	1.6723	1.3701	1.7210	1.3258	1.7716
50	1.5035	1.5849	1.4625	1.6283	1.4206	1.6739	1.3779	1.7214	1.3346	1.7708
51	1.5086	1.5884	1.4684	1.6309	1.4273	1.6754	1.3855	1.7218	1.3431	1.7701
52	1.5135	1.5917	1.4741	1.6334	1.4339	1.6769	1.3929	1.7223	1.3512	1.7694
53	1.5183	1.5951	1.4797	1.6359	1.4402	1.6785	1.4000	1.7228	1.3592	1.7689
54	1.5230	1.5983	1.4851	1.6383	1.4464	1.6800	1.4069	1.7234	1.3669	1.7684
55	1.5276	1.6014	1.4903	1.6406	1.4523	1.6815	1.4136	1.7240	1.3743	1.7681
56	1.5320	1.6045	1.4954	1.6430	1.4581	1.6830	1.4201	1.7246	1.3815	1.7678
57	1.5363	1.6075	1.5004	1.6452	1.4637	1.6845	1.4264	1.7253	1.3885	1.7675
58	1.5405	1.6105	1.5052	1.6475	1.4692	1.6860	1.4325	1.7259	1.3953	1.7673
59	1.5446	1.6134	1.5099	1.6497	1.4745	1.6875	1.4385	1.7266	1.4019	1.7672
60	1.5485	1.6162	1.5144	1.6518	1.4797	1.6889	1.4443	1.7274	1.4083	1.7671
61	1.5524	1.6189	1.5189	1.6540	1.4847	1.6904	1.4499	1.7281	1.4146	1.7671
62	1.5562	1.6216	1.5232	1.6561	1.4896	1.6918	1.4554	1.7288	1.4206	1.7671
63	1.5599	1.6243	1.5274	1.6581	1.4943	1.6932	1.4607	1.7296	1.4265	1.7671
64	1.5635	1.6268	1.5315	1.6601	1.4990	1.6946	1.4659	1.7303	1.4322	1.7672
65	1.5670	1.6294	1.5355	1.6621	1.5035	1.6960	1.4709	1.7311	1.4378	1.7673
66	1.5704	1.6318	1.5395	1.6640	1.5079	1.6974	1.4758	1.7319	1.4433	1.7675
67	1.5738	1.6343	1.5433	1.6660	1.5122	1.6988	1.4806	1.7327	1.4486	1.7676
68	1.5771	1.6367	1.5470	1.6678	1.5164	1.7001	1.4853	1.7335	1.4537	1.7678
69	1.5803	1.6390	1.5507	1.6697	1.5205	1.7015	1.4899	1.7343	1.4588	1.7680
70	1.5834	1.6413	1.5542	1.6715	1.5245	1.7028	1.4943	1.7351	1.4637	1.7683

Tabel Durbin-Watson (DW), $\alpha = 5\%$

n	k=1		k=2		k=3		k=4		k=5	
	dL	dU	dL	dU	dL	dU	dL	dU	dL	dU
71	1.5865	1.6435	1.5577	1.6733	1.5284	1.7041	1.4987	1.7358	1.4685	1.7685
72	1.5895	1.6457	1.5611	1.6751	1.5323	1.7054	1.5029	1.7366	1.4732	1.7688
73	1.5924	1.6479	1.5645	1.6768	1.5360	1.7067	1.5071	1.7375	1.4778	1.7691
74	1.5953	1.6500	1.5677	1.6785	1.5397	1.7079	1.5112	1.7383	1.4822	1.7694
75	1.5981	1.6521	1.5709	1.6802	1.5432	1.7092	1.5151	1.7390	1.4866	1.7698
76	1.6009	1.6541	1.5740	1.6819	1.5467	1.7104	1.5190	1.7399	1.4909	1.7701
77	1.6036	1.6561	1.5771	1.6835	1.5502	1.7117	1.5228	1.7407	1.4950	1.7704
78	1.6063	1.6581	1.5801	1.6851	1.5535	1.7129	1.5265	1.7415	1.4991	1.7708
79	1.6089	1.6601	1.5830	1.6867	1.5568	1.7141	1.5302	1.7423	1.5031	1.7712
80	1.6114	1.6620	1.5859	1.6882	1.5600	1.7153	1.5337	1.7430	1.5070	1.7716
81	1.6139	1.6639	1.5888	1.6898	1.5632	1.7164	1.5372	1.7438	1.5109	1.7720
82	1.6164	1.6657	1.5915	1.6913	1.5663	1.7176	1.5406	1.7446	1.5146	1.7724
83	1.6188	1.6675	1.5942	1.6928	1.5693	1.7187	1.5440	1.7454	1.5183	1.7728
84	1.6212	1.6693	1.5969	1.6942	1.5723	1.7199	1.5472	1.7462	1.5219	1.7732
85	1.6235	1.6711	1.5995	1.6957	1.5752	1.7210	1.5505	1.7470	1.5254	1.7736
86	1.6258	1.6728	1.6021	1.6971	1.5780	1.7221	1.5536	1.7478	1.5289	1.7740
87	1.6280	1.6745	1.6046	1.6985	1.5808	1.7232	1.5567	1.7485	1.5322	1.7745
88	1.6302	1.6762	1.6071	1.6999	1.5836	1.7243	1.5597	1.7493	1.5356	1.7749
89	1.6324	1.6778	1.6095	1.7013	1.5863	1.7254	1.5627	1.7501	1.5388	1.7754
90	1.6345	1.6794	1.6119	1.7026	1.5889	1.7264	1.5656	1.7508	1.5420	1.7758
91	1.6366	1.6810	1.6143	1.7040	1.5915	1.7275	1.5685	1.7516	1.5452	1.7763
92	1.6387	1.6826	1.6166	1.7053	1.5941	1.7285	1.5713	1.7523	1.5482	1.7767
93	1.6407	1.6841	1.6188	1.7066	1.5966	1.7295	1.5741	1.7531	1.5513	1.7772
94	1.6427	1.6857	1.6211	1.7078	1.5991	1.7306	1.5768	1.7538	1.5542	1.7776
95	1.6447	1.6872	1.6233	1.7091	1.6015	1.7316	1.5795	1.7546	1.5572	1.7781
96	1.6466	1.6887	1.6254	1.7103	1.6039	1.7326	1.5821	1.7553	1.5600	1.7785
97	1.6485	1.6901	1.6275	1.7116	1.6063	1.7335	1.5847	1.7560	1.5628	1.7790
98	1.6504	1.6916	1.6296	1.7128	1.6086	1.7345	1.5872	1.7567	1.5656	1.7795
99	1.6522	1.6930	1.6317	1.7140	1.6108	1.7355	1.5897	1.7575	1.5683	1.7799
100	1.6540	1.6944	1.6337	1.7152	1.6131	1.7364	1.5922	1.7582	1.5710	1.7804
101	1.6558	1.6958	1.6357	1.7163	1.6153	1.7374	1.5946	1.7589	1.5736	1.7809
102	1.6576	1.6971	1.6376	1.7175	1.6174	1.7383	1.5969	1.7596	1.5762	1.7813
103	1.6593	1.6985	1.6396	1.7186	1.6196	1.7392	1.5993	1.7603	1.5788	1.7818
104	1.6610	1.6998	1.6415	1.7198	1.6217	1.7402	1.6016	1.7610	1.5813	1.7823
105	1.6627	1.7011	1.6433	1.7209	1.6237	1.7411	1.6038	1.7617	1.5837	1.7827
106	1.6644	1.7024	1.6452	1.7220	1.6258	1.7420	1.6061	1.7624	1.5861	1.7832
107	1.6660	1.7037	1.6470	1.7231	1.6277	1.7428	1.6083	1.7631	1.5885	1.7837
108	1.6676	1.7050	1.6488	1.7241	1.6297	1.7437	1.6104	1.7637	1.5909	1.7841
109	1.6692	1.7062	1.6505	1.7252	1.6317	1.7446	1.6125	1.7644	1.5932	1.7846
110	1.6708	1.7074	1.6523	1.7262	1.6336	1.7455	1.6146	1.7651	1.5955	1.7851
111	1.6723	1.7086	1.6540	1.7273	1.6355	1.7463	1.6167	1.7657	1.5977	1.7855
112	1.6738	1.7098	1.6557	1.7283	1.6373	1.7472	1.6187	1.7664	1.5999	1.7860
113	1.6753	1.7110	1.6574	1.7293	1.6391	1.7480	1.6207	1.7670	1.6021	1.7864
114	1.6768	1.7122	1.6590	1.7303	1.6410	1.7488	1.6227	1.7677	1.6042	1.7869
115	1.6783	1.7133	1.6606	1.7313	1.6427	1.7496	1.6246	1.7683	1.6063	1.7874
116	1.6797	1.7145	1.6622	1.7323	1.6445	1.7504	1.6265	1.7690	1.6084	1.7878
117	1.6812	1.7156	1.6638	1.7332	1.6462	1.7512	1.6284	1.7696	1.6105	1.7883
118	1.6826	1.7167	1.6653	1.7342	1.6479	1.7520	1.6303	1.7702	1.6125	1.7887
119	1.6839	1.7178	1.6669	1.7352	1.6496	1.7528	1.6321	1.7709	1.6145	1.7892
120	1.6853	1.7189	1.6684	1.7361	1.6513	1.7536	1.6339	1.7715	1.6164	1.7896
121	1.6867	1.7200	1.6699	1.7370	1.6529	1.7544	1.6357	1.7721	1.6184	1.7901
122	1.6880	1.7210	1.6714	1.7379	1.6545	1.7552	1.6375	1.7727	1.6203	1.7905
123	1.6893	1.7221	1.6728	1.7388	1.6561	1.7559	1.6392	1.7733	1.6222	1.7910
124	1.6906	1.7231	1.6743	1.7397	1.6577	1.7567	1.6409	1.7739	1.6240	1.7914
125	1.6919	1.7241	1.6757	1.7406	1.6592	1.7574	1.6426	1.7745	1.6258	1.7919
126	1.6932	1.7252	1.6771	1.7415	1.6608	1.7582	1.6443	1.7751	1.6276	1.7923
127	1.6944	1.7261	1.6785	1.7424	1.6623	1.7589	1.6460	1.7757	1.6294	1.7928
128	1.6957	1.7271	1.6798	1.7432	1.6638	1.7596	1.6476	1.7763	1.6312	1.7932
129	1.6969	1.7281	1.6812	1.7441	1.6653	1.7603	1.6492	1.7769	1.6329	1.7937
130	1.6981	1.7291	1.6825	1.7449	1.6667	1.7610	1.6508	1.7774	1.6346	1.7941
131	1.6993	1.7301	1.6838	1.7458	1.6682	1.7617	1.6523	1.7780	1.6363	1.7945
132	1.7005	1.7310	1.6851	1.7466	1.6696	1.7624	1.6539	1.7786	1.6380	1.7950
133	1.7017	1.7319	1.6864	1.7474	1.6710	1.7631	1.6554	1.7791	1.6397	1.7954
134	1.7028	1.7329	1.6877	1.7482	1.6724	1.7638	1.6569	1.7797	1.6413	1.7958
135	1.7040	1.7338	1.6889	1.7490	1.6738	1.7645	1.6584	1.7802	1.6429	1.7962
136	1.7051	1.7347	1.6902	1.7498	1.6751	1.7652	1.6599	1.7808	1.6445	1.7967

Tabel Durbin-Watson (DW), $\alpha = 5\%$

n	k=1		k=2		k=3		k=4		k=5	
	dL	dU	dL	dU	dL	dU	dL	dU	dL	dU
137	1.7062	1.7356	1.6914	1.7506	1.6765	1.7659	1.6613	1.7813	1.6461	1.7971
138	1.7073	1.7365	1.6926	1.7514	1.6778	1.7665	1.6628	1.7819	1.6476	1.7975
139	1.7084	1.7374	1.6938	1.7521	1.6791	1.7672	1.6642	1.7824	1.6491	1.7979
140	1.7095	1.7382	1.6950	1.7529	1.6804	1.7678	1.6656	1.7830	1.6507	1.7984
141	1.7106	1.7391	1.6962	1.7537	1.6817	1.7685	1.6670	1.7835	1.6522	1.7988
142	1.7116	1.7400	1.6974	1.7544	1.6829	1.7691	1.6684	1.7840	1.6536	1.7992
143	1.7127	1.7408	1.6985	1.7552	1.6842	1.7697	1.6697	1.7846	1.6551	1.7996
144	1.7137	1.7417	1.6996	1.7559	1.6854	1.7704	1.6710	1.7851	1.6565	1.8000
145	1.7147	1.7425	1.7008	1.7566	1.6866	1.7710	1.6724	1.7856	1.6580	1.8004
146	1.7157	1.7433	1.7019	1.7574	1.6878	1.7716	1.6737	1.7861	1.6594	1.8008
147	1.7167	1.7441	1.7030	1.7581	1.6890	1.7722	1.6750	1.7866	1.6608	1.8012
148	1.7177	1.7449	1.7041	1.7588	1.6902	1.7729	1.6762	1.7871	1.6622	1.8016
149	1.7187	1.7457	1.7051	1.7595	1.6914	1.7735	1.6775	1.7876	1.6635	1.8020
150	1.7197	1.7465	1.7062	1.7602	1.6926	1.7741	1.6788	1.7881	1.6649	1.8024
151	1.7207	1.7473	1.7072	1.7609	1.6937	1.7747	1.6800	1.7886	1.6662	1.8028
152	1.7216	1.7481	1.7083	1.7616	1.6948	1.7752	1.6812	1.7891	1.6675	1.8032
153	1.7226	1.7488	1.7093	1.7622	1.6959	1.7758	1.6824	1.7896	1.6688	1.8036
154	1.7235	1.7496	1.7103	1.7629	1.6971	1.7764	1.6836	1.7901	1.6701	1.8040
155	1.7244	1.7504	1.7114	1.7636	1.6982	1.7770	1.6848	1.7906	1.6714	1.8044
156	1.7253	1.7511	1.7123	1.7642	1.6992	1.7776	1.6860	1.7911	1.6727	1.8048
157	1.7262	1.7519	1.7133	1.7649	1.7003	1.7781	1.6872	1.7915	1.6739	1.8052
158	1.7271	1.7526	1.7143	1.7656	1.7014	1.7787	1.6883	1.7920	1.6751	1.8055
159	1.7280	1.7533	1.7153	1.7662	1.7024	1.7792	1.6895	1.7925	1.6764	1.8059
160	1.7289	1.7541	1.7163	1.7668	1.7035	1.7798	1.6906	1.7930	1.6776	1.8063
161	1.7298	1.7548	1.7172	1.7675	1.7045	1.7804	1.6917	1.7934	1.6788	1.8067
162	1.7306	1.7555	1.7182	1.7681	1.7055	1.7809	1.6928	1.7939	1.6800	1.8070
163	1.7315	1.7562	1.7191	1.7687	1.7066	1.7814	1.6939	1.7943	1.6811	1.8074
164	1.7324	1.7569	1.7200	1.7693	1.7075	1.7820	1.6950	1.7948	1.6823	1.8078
165	1.7332	1.7576	1.7209	1.7700	1.7085	1.7825	1.6960	1.7953	1.6834	1.8082
166	1.7340	1.7582	1.7218	1.7706	1.7095	1.7831	1.6971	1.7957	1.6846	1.8085
167	1.7348	1.7589	1.7227	1.7712	1.7105	1.7836	1.6982	1.7961	1.6857	1.8089
168	1.7357	1.7596	1.7236	1.7718	1.7115	1.7841	1.6992	1.7966	1.6868	1.8092
169	1.7365	1.7603	1.7245	1.7724	1.7124	1.7846	1.7002	1.7970	1.6879	1.8096
170	1.7373	1.7609	1.7254	1.7730	1.7134	1.7851	1.7012	1.7975	1.6890	1.8100
171	1.7381	1.7616	1.7262	1.7735	1.7143	1.7856	1.7023	1.7979	1.6901	1.8103
172	1.7389	1.7622	1.7271	1.7741	1.7152	1.7861	1.7033	1.7983	1.6912	1.8107
173	1.7396	1.7629	1.7279	1.7747	1.7162	1.7866	1.7042	1.7988	1.6922	1.8110
174	1.7404	1.7635	1.7288	1.7753	1.7171	1.7872	1.7052	1.7992	1.6933	1.8114
175	1.7412	1.7642	1.7296	1.7758	1.7180	1.7877	1.7062	1.7996	1.6943	1.8117
176	1.7420	1.7648	1.7305	1.7764	1.7189	1.7881	1.7072	1.8000	1.6954	1.8121
177	1.7427	1.7654	1.7313	1.7769	1.7197	1.7886	1.7081	1.8005	1.6964	1.8124
178	1.7435	1.7660	1.7321	1.7775	1.7206	1.7891	1.7091	1.8009	1.6974	1.8128
179	1.7442	1.7667	1.7329	1.7780	1.7215	1.7896	1.7100	1.8013	1.6984	1.8131
180	1.7449	1.7673	1.7337	1.7786	1.7224	1.7901	1.7109	1.8017	1.6994	1.8135
181	1.7457	1.7679	1.7345	1.7791	1.7232	1.7906	1.7118	1.8021	1.7004	1.8138
182	1.7464	1.7685	1.7353	1.7797	1.7241	1.7910	1.7128	1.8025	1.7014	1.8141
183	1.7471	1.7691	1.7360	1.7802	1.7249	1.7915	1.7137	1.8029	1.7023	1.8145
184	1.7478	1.7697	1.7368	1.7807	1.7257	1.7920	1.7146	1.8033	1.7033	1.8148
185	1.7485	1.7702	1.7376	1.7813	1.7266	1.7924	1.7155	1.8037	1.7042	1.8151
186	1.7492	1.7708	1.7384	1.7818	1.7274	1.7929	1.7163	1.8041	1.7052	1.8155
187	1.7499	1.7714	1.7391	1.7823	1.7282	1.7933	1.7172	1.8045	1.7061	1.8158
188	1.7506	1.7720	1.7398	1.7828	1.7290	1.7938	1.7181	1.8049	1.7070	1.8161
189	1.7513	1.7725	1.7406	1.7833	1.7298	1.7942	1.7189	1.8053	1.7080	1.8165
190	1.7520	1.7731	1.7413	1.7838	1.7306	1.7947	1.7198	1.8057	1.7089	1.8168
191	1.7526	1.7737	1.7420	1.7843	1.7314	1.7951	1.7206	1.8061	1.7098	1.8171
192	1.7533	1.7742	1.7428	1.7848	1.7322	1.7956	1.7215	1.8064	1.7107	1.8174
193	1.7540	1.7748	1.7435	1.7853	1.7329	1.7960	1.7223	1.8068	1.7116	1.8178
194	1.7546	1.7753	1.7442	1.7858	1.7337	1.7965	1.7231	1.8072	1.7124	1.8181
195	1.7553	1.7759	1.7449	1.7863	1.7345	1.7969	1.7239	1.8076	1.7133	1.8184
196	1.7559	1.7764	1.7456	1.7868	1.7352	1.7973	1.7247	1.8079	1.7142	1.8187
197	1.7566	1.7769	1.7463	1.7873	1.7360	1.7977	1.7255	1.8083	1.7150	1.8190
198	1.7572	1.7775	1.7470	1.7878	1.7367	1.7982	1.7263	1.8087	1.7159	1.8193
199	1.7578	1.7780	1.7477	1.7882	1.7374	1.7986	1.7271	1.8091	1.7167	1.8196
200	1.7584	1.7785	1.7483	1.7887	1.7382	1.7990	1.7279	1.8094	1.7176	1.8199

Tabel Durbin-Watson (DW), $\alpha = 5\%$

n	k=6		k=7		k=8		k=9		k=10	
	dL	dU	dL	dU	dL	dU	dL	dU	dL	dU
11	0.2025	3.0045								
12	0.2681	2.8320	0.1714	3.1494						
13	0.3278	2.6920	0.2305	2.9851	0.1469	3.2658				
14	0.3890	2.5716	0.2856	2.8477	0.2001	3.1112	0.1273	3.3604		
15	0.4471	2.4715	0.3429	2.7270	0.2509	2.9787	0.1753	3.2160	0.1113	3.4382
16	0.5022	2.3881	0.3981	2.6241	0.3043	2.8601	0.2221	3.0895	0.1548	3.3039
17	0.5542	2.3176	0.4511	2.5366	0.3564	2.7569	0.2718	2.9746	0.1978	3.1840
18	0.6030	2.2575	0.5016	2.4612	0.4070	2.6675	0.3208	2.8727	0.2441	3.0735
19	0.6487	2.2061	0.5494	2.3960	0.4557	2.5894	0.3689	2.7831	0.2901	2.9740
20	0.6915	2.1619	0.5945	2.3394	0.5022	2.5208	0.4156	2.7037	0.3357	2.8854
21	0.7315	2.1236	0.6371	2.2899	0.5465	2.4605	0.4606	2.6332	0.3804	2.8059
22	0.7690	2.0902	0.6772	2.2465	0.5884	2.4072	0.5036	2.5705	0.4236	2.7345
23	0.8041	2.0609	0.7149	2.2082	0.6282	2.3599	0.5448	2.5145	0.4654	2.6704
24	0.8371	2.0352	0.7505	2.1743	0.6659	2.3177	0.5840	2.4643	0.5055	2.6126
25	0.8680	2.0125	0.7840	2.1441	0.7015	2.2801	0.6213	2.4192	0.5440	2.5604
26	0.8972	1.9924	0.8156	2.1172	0.7353	2.2463	0.6568	2.3786	0.5808	2.5132
27	0.9246	1.9745	0.8455	2.0931	0.7673	2.2159	0.6906	2.3419	0.6159	2.4703
28	0.9505	1.9585	0.8737	2.0715	0.7975	2.1884	0.7227	2.3086	0.6495	2.4312
29	0.9750	1.9442	0.9004	2.0520	0.8263	2.1636	0.7532	2.2784	0.6815	2.3956
30	0.9982	1.9313	0.9256	2.0343	0.8535	2.1410	0.7822	2.2508	0.7120	2.3631
31	1.0201	1.9198	0.9496	2.0183	0.8794	2.1205	0.8098	2.2256	0.7412	2.3332
32	1.0409	1.9093	0.9724	2.0038	0.9040	2.1017	0.8361	2.2026	0.7690	2.3058
33	1.0607	1.8999	0.9940	1.9906	0.9274	2.0846	0.8612	2.1814	0.7955	2.2806
34	1.0794	1.8913	1.0146	1.9785	0.9497	2.0688	0.8851	2.1619	0.8209	2.2574
35	1.0974	1.8835	1.0342	1.9674	0.9710	2.0544	0.9079	2.1440	0.8452	2.2359
36	1.1144	1.8764	1.0529	1.9573	0.9913	2.0410	0.9297	2.1274	0.8684	2.2159
37	1.1307	1.8700	1.0708	1.9480	1.0107	2.0288	0.9505	2.1120	0.8906	2.1975
38	1.1463	1.8641	1.0879	1.9394	1.0292	2.0174	0.9705	2.0978	0.9118	2.1803
39	1.1612	1.8587	1.1042	1.9315	1.0469	2.0069	0.9895	2.0846	0.9322	2.1644
40	1.1754	1.8538	1.1198	1.9243	1.0639	1.9972	1.0078	2.0723	0.9517	2.1495
41	1.1891	1.8493	1.1348	1.9175	1.0802	1.9881	1.0254	2.0609	0.9705	2.1356
42	1.2022	1.8451	1.1492	1.9113	1.0958	1.9797	1.0422	2.0502	0.9885	2.1226
43	1.2148	1.8413	1.1630	1.9055	1.1108	1.9719	1.0584	2.0403	1.0058	2.1105
44	1.2269	1.8378	1.1762	1.9002	1.1252	1.9646	1.0739	2.0310	1.0225	2.0991
45	1.2385	1.8346	1.1890	1.8952	1.1391	1.9578	1.0889	2.0222	1.0385	2.0884
46	1.2497	1.8317	1.2013	1.8906	1.1524	1.9514	1.1033	2.0140	1.0539	2.0783
47	1.2605	1.8290	1.2131	1.8863	1.1653	1.9455	1.1171	2.0064	1.0687	2.0689
48	1.2709	1.8265	1.2245	1.8823	1.1776	1.9399	1.1305	1.9992	1.0831	2.0600
49	1.2809	1.8242	1.2355	1.8785	1.1896	1.9346	1.1434	1.9924	1.0969	2.0516
50	1.2906	1.8220	1.2461	1.8750	1.2011	1.9297	1.1558	1.9860	1.1102	2.0437
51	1.3000	1.8201	1.2563	1.8718	1.2122	1.9251	1.1678	1.9799	1.1231	2.0362
52	1.3090	1.8183	1.2662	1.8687	1.2230	1.9208	1.1794	1.9743	1.1355	2.0291
53	1.3177	1.8166	1.2758	1.8659	1.2334	1.9167	1.1906	1.9689	1.1476	2.0224
54	1.3262	1.8151	1.2851	1.8632	1.2435	1.9128	1.2015	1.9638	1.1592	2.0161
55	1.3344	1.8137	1.2940	1.8607	1.2532	1.9092	1.2120	1.9590	1.1705	2.0101
56	1.3424	1.8124	1.3027	1.8584	1.2626	1.9058	1.2222	1.9545	1.1814	2.0044
57	1.3501	1.8112	1.3111	1.8562	1.2718	1.9026	1.2320	1.9502	1.1920	1.9990
58	1.3576	1.8101	1.3193	1.8542	1.2806	1.8995	1.2416	1.9461	1.2022	1.9938
59	1.3648	1.8091	1.3272	1.8523	1.2892	1.8967	1.2509	1.9422	1.2122	1.9889
60	1.3719	1.8082	1.3349	1.8505	1.2976	1.8939	1.2599	1.9386	1.2218	1.9843
61	1.3787	1.8073	1.3424	1.8488	1.3057	1.8914	1.2686	1.9351	1.2312	1.9798
62	1.3854	1.8066	1.3497	1.8472	1.3136	1.8889	1.2771	1.9318	1.2403	1.9756
63	1.3918	1.8058	1.3567	1.8457	1.3212	1.8866	1.2853	1.9286	1.2492	1.9716
64	1.3981	1.8052	1.3636	1.8443	1.3287	1.8844	1.2934	1.9256	1.2578	1.9678
65	1.4043	1.8046	1.3703	1.8430	1.3359	1.8824	1.3012	1.9228	1.2661	1.9641
66	1.4102	1.8041	1.3768	1.8418	1.3429	1.8804	1.3087	1.9200	1.2742	1.9606
67	1.4160	1.8036	1.3831	1.8406	1.3498	1.8786	1.3161	1.9174	1.2822	1.9572
68	1.4217	1.8032	1.3893	1.8395	1.3565	1.8768	1.3233	1.9150	1.2899	1.9540
69	1.4272	1.8028	1.3953	1.8385	1.3630	1.8751	1.3303	1.9126	1.2974	1.9510
70	1.4326	1.8025	1.4012	1.8375	1.3693	1.8735	1.3372	1.9104	1.3047	1.9481
71	1.4379	1.8021	1.4069	1.8366	1.3755	1.8720	1.3438	1.9082	1.3118	1.9452
72	1.4430	1.8019	1.4125	1.8358	1.3815	1.8706	1.3503	1.9062	1.3188	1.9426
73	1.4480	1.8016	1.4179	1.8350	1.3874	1.8692	1.3566	1.9042	1.3256	1.9400
74	1.4529	1.8014	1.4232	1.8343	1.3932	1.8679	1.3628	1.9024	1.3322	1.9375
75	1.4577	1.8013	1.4284	1.8336	1.3988	1.8667	1.3688	1.9006	1.3386	1.9352

Tabel Durbin-Watson (DW), $\alpha = 5\%$

n	k=6		k=7		k=8		k=9		k=10	
	dL	dU	dL	dU	dL	dU	dL	dU	dL	dU
76	1.4623	1.8011	1.4335	1.8330	1.4043	1.8655	1.3747	1.8989	1.3449	1.9329
77	1.4669	1.8010	1.4384	1.8324	1.4096	1.8644	1.3805	1.8972	1.3511	1.9307
78	1.4714	1.8009	1.4433	1.8318	1.4148	1.8634	1.3861	1.8957	1.3571	1.9286
79	1.4757	1.8009	1.4480	1.8313	1.4199	1.8624	1.3916	1.8942	1.3630	1.9266
80	1.4800	1.8008	1.4526	1.8308	1.4250	1.8614	1.3970	1.8927	1.3687	1.9247
81	1.4842	1.8008	1.4572	1.8303	1.4298	1.8605	1.4022	1.8914	1.3743	1.9228
82	1.4883	1.8008	1.4616	1.8299	1.4346	1.8596	1.4074	1.8900	1.3798	1.9211
83	1.4923	1.8008	1.4659	1.8295	1.4393	1.8588	1.4124	1.8888	1.3852	1.9193
84	1.4962	1.8008	1.4702	1.8291	1.4439	1.8580	1.4173	1.8876	1.3905	1.9177
85	1.5000	1.8009	1.4743	1.8288	1.4484	1.8573	1.4221	1.8864	1.3956	1.9161
86	1.5038	1.8010	1.4784	1.8285	1.4528	1.8566	1.4268	1.8853	1.4007	1.9146
87	1.5075	1.8010	1.4824	1.8282	1.4571	1.8559	1.4315	1.8842	1.4056	1.9131
88	1.5111	1.8011	1.4863	1.8279	1.4613	1.8553	1.4360	1.8832	1.4104	1.9117
89	1.5147	1.8012	1.4902	1.8277	1.4654	1.8547	1.4404	1.8822	1.4152	1.9103
90	1.5181	1.8014	1.4939	1.8275	1.4695	1.8541	1.4448	1.8813	1.4198	1.9090
91	1.5215	1.8015	1.4976	1.8273	1.4735	1.8536	1.4490	1.8804	1.4244	1.9077
92	1.5249	1.8016	1.5013	1.8271	1.4774	1.8530	1.4532	1.8795	1.4288	1.9065
93	1.5282	1.8018	1.5048	1.8269	1.4812	1.8526	1.4573	1.8787	1.4332	1.9053
94	1.5314	1.8019	1.5083	1.8268	1.4849	1.8521	1.4613	1.8779	1.4375	1.9042
95	1.5346	1.8021	1.5117	1.8266	1.4886	1.8516	1.4653	1.8772	1.4417	1.9031
96	1.5377	1.8023	1.5151	1.8265	1.4922	1.8512	1.4691	1.8764	1.4458	1.9021
97	1.5407	1.8025	1.5184	1.8264	1.4958	1.8508	1.4729	1.8757	1.4499	1.9011
98	1.5437	1.8027	1.5216	1.8263	1.4993	1.8505	1.4767	1.8750	1.4539	1.9001
99	1.5467	1.8029	1.5248	1.8263	1.5027	1.8501	1.4803	1.8744	1.4578	1.8991
100	1.5496	1.8031	1.5279	1.8262	1.5060	1.8498	1.4839	1.8738	1.4616	1.8982
101	1.5524	1.8033	1.5310	1.8261	1.5093	1.8495	1.4875	1.8732	1.4654	1.8973
102	1.5552	1.8035	1.5340	1.8261	1.5126	1.8491	1.4909	1.8726	1.4691	1.8965
103	1.5580	1.8037	1.5370	1.8261	1.5158	1.8489	1.4944	1.8721	1.4727	1.8956
104	1.5607	1.8040	1.5399	1.8261	1.5189	1.8486	1.4977	1.8715	1.4763	1.8948
105	1.5634	1.8042	1.5428	1.8261	1.5220	1.8483	1.5010	1.8710	1.4798	1.8941
106	1.5660	1.8044	1.5456	1.8261	1.5250	1.8481	1.5043	1.8705	1.4833	1.8933
107	1.5686	1.8047	1.5484	1.8261	1.5280	1.8479	1.5074	1.8701	1.4867	1.8926
108	1.5711	1.8049	1.5511	1.8261	1.5310	1.8477	1.5106	1.8696	1.4900	1.8919
109	1.5736	1.8052	1.5538	1.8261	1.5338	1.8475	1.5137	1.8692	1.4933	1.8913
110	1.5761	1.8054	1.5565	1.8262	1.5367	1.8473	1.5167	1.8688	1.4965	1.8906
111	1.5785	1.8057	1.5591	1.8262	1.5395	1.8471	1.5197	1.8684	1.4997	1.8900
112	1.5809	1.8060	1.5616	1.8263	1.5422	1.8470	1.5226	1.8680	1.5028	1.8894
113	1.5832	1.8062	1.5642	1.8264	1.5449	1.8468	1.5255	1.8676	1.5059	1.8888
114	1.5855	1.8065	1.5667	1.8264	1.5476	1.8467	1.5284	1.8673	1.5089	1.8882
115	1.5878	1.8068	1.5691	1.8265	1.5502	1.8466	1.5312	1.8670	1.5119	1.8877
116	1.5901	1.8070	1.5715	1.8266	1.5528	1.8465	1.5339	1.8667	1.5148	1.8872
117	1.5923	1.8073	1.5739	1.8267	1.5554	1.8463	1.5366	1.8663	1.5177	1.8867
118	1.5945	1.8076	1.5763	1.8268	1.5579	1.8463	1.5393	1.8661	1.5206	1.8862
119	1.5966	1.8079	1.5786	1.8269	1.5603	1.8462	1.5420	1.8658	1.5234	1.8857
120	1.5987	1.8082	1.5808	1.8270	1.5628	1.8461	1.5445	1.8655	1.5262	1.8852
121	1.6008	1.8084	1.5831	1.8271	1.5652	1.8460	1.5471	1.8653	1.5289	1.8848
122	1.6029	1.8087	1.5853	1.8272	1.5675	1.8459	1.5496	1.8650	1.5316	1.8844
123	1.6049	1.8090	1.5875	1.8273	1.5699	1.8459	1.5521	1.8648	1.5342	1.8839
124	1.6069	1.8093	1.5896	1.8274	1.5722	1.8458	1.5546	1.8646	1.5368	1.8835
125	1.6089	1.8096	1.5917	1.8276	1.5744	1.8458	1.5570	1.8644	1.5394	1.8832
126	1.6108	1.8099	1.5938	1.8277	1.5767	1.8458	1.5594	1.8641	1.5419	1.8828
127	1.6127	1.8102	1.5959	1.8278	1.5789	1.8458	1.5617	1.8639	1.5444	1.8824
128	1.6146	1.8105	1.5979	1.8280	1.5811	1.8457	1.5640	1.8638	1.5468	1.8821
129	1.6165	1.8107	1.5999	1.8281	1.5832	1.8457	1.5663	1.8636	1.5493	1.8817
130	1.6184	1.8110	1.6019	1.8282	1.5853	1.8457	1.5686	1.8634	1.5517	1.8814
131	1.6202	1.8113	1.6039	1.8284	1.5874	1.8457	1.5708	1.8633	1.5540	1.8811
132	1.6220	1.8116	1.6058	1.8285	1.5895	1.8457	1.5730	1.8631	1.5564	1.8808
133	1.6238	1.8119	1.6077	1.8287	1.5915	1.8457	1.5751	1.8630	1.5586	1.8805
134	1.6255	1.8122	1.6096	1.8288	1.5935	1.8457	1.5773	1.8629	1.5609	1.8802
135	1.6272	1.8125	1.6114	1.8290	1.5955	1.8457	1.5794	1.8627	1.5632	1.8799
136	1.6289	1.8128	1.6133	1.8292	1.5974	1.8458	1.5815	1.8626	1.5654	1.8797
137	1.6306	1.8131	1.6151	1.8293	1.5994	1.8458	1.5835	1.8625	1.5675	1.8794
138	1.6323	1.8134	1.6169	1.8295	1.6013	1.8458	1.5855	1.8624	1.5697	1.8792
139	1.6340	1.8137	1.6186	1.8297	1.6031	1.8459	1.5875	1.8623	1.5718	1.8789
140	1.6356	1.8140	1.6204	1.8298	1.6050	1.8459	1.5895	1.8622	1.5739	1.8787
141	1.6372	1.8143	1.6221	1.8300	1.6068	1.8459	1.5915	1.8621	1.5760	1.8785

Tabel Durbin-Watson (DW), $\alpha = 5\%$

n	k=6		k=7		k=8		k=9		k=10	
	dL	dU	dL	dU	dL	dU	dL	dU	dL	dU
142	1.6388	1.8146	1.6238	1.8302	1.6087	1.8460	1.5934	1.8620	1.5780	1.8783
143	1.6403	1.8149	1.6255	1.8303	1.6104	1.8460	1.5953	1.8619	1.5800	1.8781
144	1.6419	1.8151	1.6271	1.8305	1.6122	1.8461	1.5972	1.8619	1.5820	1.8779
145	1.6434	1.8154	1.6288	1.8307	1.6140	1.8462	1.5990	1.8618	1.5840	1.8777
146	1.6449	1.8157	1.6304	1.8309	1.6157	1.8462	1.6009	1.8618	1.5859	1.8775
147	1.6464	1.8160	1.6320	1.8310	1.6174	1.8463	1.6027	1.8617	1.5878	1.8773
148	1.6479	1.8163	1.6336	1.8312	1.6191	1.8463	1.6045	1.8617	1.5897	1.8772
149	1.6494	1.8166	1.6351	1.8314	1.6207	1.8464	1.6062	1.8616	1.5916	1.8770
150	1.6508	1.8169	1.6367	1.8316	1.6224	1.8465	1.6080	1.8616	1.5935	1.8768
151	1.6523	1.8172	1.6382	1.8318	1.6240	1.8466	1.6097	1.8615	1.5953	1.8767
152	1.6537	1.8175	1.6397	1.8320	1.6256	1.8466	1.6114	1.8615	1.5971	1.8765
153	1.6551	1.8178	1.6412	1.8322	1.6272	1.8467	1.6131	1.8615	1.5989	1.8764
154	1.6565	1.8181	1.6427	1.8323	1.6288	1.8468	1.6148	1.8614	1.6007	1.8763
155	1.6578	1.8184	1.6441	1.8325	1.6303	1.8469	1.6164	1.8614	1.6024	1.8761
156	1.6592	1.8186	1.6456	1.8327	1.6319	1.8470	1.6181	1.8614	1.6041	1.8760
157	1.6605	1.8189	1.6470	1.8329	1.6334	1.8471	1.6197	1.8614	1.6058	1.8759
158	1.6618	1.8192	1.6484	1.8331	1.6349	1.8472	1.6213	1.8614	1.6075	1.8758
159	1.6631	1.8195	1.6498	1.8333	1.6364	1.8472	1.6229	1.8614	1.6092	1.8757
160	1.6644	1.8198	1.6512	1.8335	1.6379	1.8473	1.6244	1.8614	1.6108	1.8756
161	1.6657	1.8201	1.6526	1.8337	1.6393	1.8474	1.6260	1.8614	1.6125	1.8755
162	1.6670	1.8204	1.6539	1.8339	1.6408	1.8475	1.6275	1.8614	1.6141	1.8754
163	1.6683	1.8207	1.6553	1.8341	1.6422	1.8476	1.6290	1.8614	1.6157	1.8753
164	1.6695	1.8209	1.6566	1.8343	1.6436	1.8478	1.6305	1.8614	1.6173	1.8752
165	1.6707	1.8212	1.6579	1.8345	1.6450	1.8479	1.6320	1.8614	1.6188	1.8751
166	1.6720	1.8215	1.6592	1.8346	1.6464	1.8480	1.6334	1.8614	1.6204	1.8751
167	1.6732	1.8218	1.6605	1.8348	1.6477	1.8481	1.6349	1.8615	1.6219	1.8750
168	1.6743	1.8221	1.6618	1.8350	1.6491	1.8482	1.6363	1.8615	1.6234	1.8749
169	1.6755	1.8223	1.6630	1.8352	1.6504	1.8483	1.6377	1.8615	1.6249	1.8748
170	1.6767	1.8226	1.6643	1.8354	1.6517	1.8484	1.6391	1.8615	1.6264	1.8748
171	1.6779	1.8229	1.6655	1.8356	1.6531	1.8485	1.6405	1.8615	1.6279	1.8747
172	1.6790	1.8232	1.6667	1.8358	1.6544	1.8486	1.6419	1.8616	1.6293	1.8747
173	1.6801	1.8235	1.6679	1.8360	1.6556	1.8487	1.6433	1.8616	1.6308	1.8746
174	1.6813	1.8237	1.6691	1.8362	1.6569	1.8489	1.6446	1.8617	1.6322	1.8746
175	1.6824	1.8240	1.6703	1.8364	1.6582	1.8490	1.6459	1.8617	1.6336	1.8745
176	1.6835	1.8243	1.6715	1.8366	1.6594	1.8491	1.6472	1.8617	1.6350	1.8745
177	1.6846	1.8246	1.6727	1.8368	1.6606	1.8492	1.6486	1.8618	1.6364	1.8744
178	1.6857	1.8248	1.6738	1.8370	1.6619	1.8493	1.6499	1.8618	1.6377	1.8744
179	1.6867	1.8251	1.6750	1.8372	1.6631	1.8495	1.6511	1.8618	1.6391	1.8744
180	1.6878	1.8254	1.6761	1.8374	1.6643	1.8496	1.6524	1.8619	1.6404	1.8744
181	1.6888	1.8256	1.6772	1.8376	1.6655	1.8497	1.6537	1.8619	1.6418	1.8743
182	1.6899	1.8259	1.6783	1.8378	1.6667	1.8498	1.6549	1.8620	1.6431	1.8743
183	1.6909	1.8262	1.6794	1.8380	1.6678	1.8500	1.6561	1.8621	1.6444	1.8743
184	1.6919	1.8264	1.6805	1.8382	1.6690	1.8501	1.6574	1.8621	1.6457	1.8743
185	1.6930	1.8267	1.6816	1.8384	1.6701	1.8502	1.6586	1.8622	1.6469	1.8742
186	1.6940	1.8270	1.6826	1.8386	1.6712	1.8503	1.6598	1.8622	1.6482	1.8742
187	1.6950	1.8272	1.6837	1.8388	1.6724	1.8505	1.6610	1.8623	1.6495	1.8742
188	1.6959	1.8275	1.6848	1.8390	1.6735	1.8506	1.6621	1.8623	1.6507	1.8742
189	1.6969	1.8278	1.6858	1.8392	1.6746	1.8507	1.6633	1.8624	1.6519	1.8742
190	1.6979	1.8280	1.6868	1.8394	1.6757	1.8509	1.6644	1.8625	1.6531	1.8742
191	1.6988	1.8283	1.6878	1.8396	1.6768	1.8510	1.6656	1.8625	1.6543	1.8742
192	1.6998	1.8285	1.6889	1.8398	1.6778	1.8511	1.6667	1.8626	1.6555	1.8742
193	1.7007	1.8288	1.6899	1.8400	1.6789	1.8513	1.6678	1.8627	1.6567	1.8742
194	1.7017	1.8291	1.6909	1.8402	1.6799	1.8514	1.6690	1.8627	1.6579	1.8742
195	1.7026	1.8293	1.6918	1.8404	1.6810	1.8515	1.6701	1.8628	1.6591	1.8742
196	1.7035	1.8296	1.6928	1.8406	1.6820	1.8516	1.6712	1.8629	1.6602	1.8742
197	1.7044	1.8298	1.6938	1.8407	1.6831	1.8518	1.6722	1.8629	1.6614	1.8742
198	1.7053	1.8301	1.6947	1.8409	1.6841	1.8519	1.6733	1.8630	1.6625	1.8742
199	1.7062	1.8303	1.6957	1.8411	1.6851	1.8521	1.6744	1.8631	1.6636	1.8742
200	1.7071	1.8306	1.6966	1.8413	1.6861	1.8522	1.6754	1.8632	1.6647	1.8742

Tabel Durbin-Watson (DW), $\alpha = 5\%$

n	k=11		k=12		k=13		k=14		k=15	
	dL	dU	dL	dU	dL	dU	dL	dU	dL	dU
16	0.0981	3.5029								
17	0.1376	3.3782	0.0871	3.5572						
18	0.1773	3.2650	0.1232	3.4414	0.0779	3.6032				
19	0.2203	3.1593	0.1598	3.3348	0.1108	3.4957	0.0700	3.6424		
20	0.2635	3.0629	0.1998	3.2342	0.1447	3.3954	0.1002	3.5425	0.0633	3.6762
21	0.3067	2.9760	0.2403	3.1413	0.1820	3.2998	0.1317	3.4483	0.0911	3.5832
22	0.3493	2.8973	0.2812	3.0566	0.2200	3.2106	0.1664	3.3576	0.1203	3.4946
23	0.3908	2.8259	0.3217	2.9792	0.2587	3.1285	0.2022	3.2722	0.1527	3.4087
24	0.4312	2.7611	0.3616	2.9084	0.2972	3.0528	0.2387	3.1929	0.1864	3.3270
25	0.4702	2.7023	0.4005	2.8436	0.3354	2.9830	0.2754	3.1191	0.2209	3.2506
26	0.5078	2.6488	0.4383	2.7844	0.3728	2.9187	0.3118	3.0507	0.2558	3.1790
27	0.5439	2.6000	0.4748	2.7301	0.4093	2.8595	0.3478	2.9872	0.2906	3.1122
28	0.5785	2.5554	0.5101	2.6803	0.4449	2.8049	0.3831	2.9284	0.3252	3.0498
29	0.6117	2.5146	0.5441	2.6345	0.4793	2.7545	0.4175	2.8738	0.3592	2.9916
30	0.6435	2.4771	0.5769	2.5923	0.5126	2.7079	0.4511	2.8232	0.3926	2.9374
31	0.6739	2.4427	0.6083	2.5535	0.5447	2.6648	0.4836	2.7762	0.4251	2.8868
32	0.7030	2.4110	0.6385	2.5176	0.5757	2.6249	0.5151	2.7325	0.4569	2.8396
33	0.7309	2.3818	0.6675	2.4844	0.6056	2.5879	0.5456	2.6918	0.4877	2.7956
34	0.7576	2.3547	0.6953	2.4536	0.6343	2.5535	0.5750	2.6539	0.5176	2.7544
35	0.7831	2.3297	0.7220	2.4250	0.6620	2.5215	0.6035	2.6186	0.5466	2.7159
36	0.8076	2.3064	0.7476	2.3984	0.6886	2.4916	0.6309	2.5856	0.5746	2.6799
37	0.8311	2.2848	0.7722	2.3737	0.7142	2.4638	0.6573	2.5547	0.6018	2.6461
38	0.8536	2.2647	0.7958	2.3506	0.7389	2.4378	0.6828	2.5258	0.6280	2.6144
39	0.8751	2.2459	0.8185	2.3290	0.7626	2.4134	0.7074	2.4987	0.6533	2.5847
40	0.8959	2.2284	0.8404	2.3089	0.7854	2.3906	0.7312	2.4733	0.6778	2.5567
41	0.9158	2.2120	0.8613	2.2900	0.8074	2.3692	0.7540	2.4494	0.7015	2.5304
42	0.9349	2.1967	0.8815	2.2723	0.8285	2.3491	0.7761	2.4269	0.7243	2.5056
43	0.9533	2.1823	0.9009	2.2556	0.8489	2.3302	0.7973	2.4058	0.7464	2.4822
44	0.9710	2.1688	0.9196	2.2400	0.8686	2.3124	0.8179	2.3858	0.7677	2.4601
45	0.9880	2.1561	0.9377	2.2252	0.8875	2.2956	0.8377	2.3670	0.7883	2.4392
46	1.0044	2.1442	0.9550	2.2113	0.9058	2.2797	0.8568	2.3492	0.8083	2.4195
47	1.0203	2.1329	0.9718	2.1982	0.9234	2.2648	0.8753	2.3324	0.8275	2.4008
48	1.0355	2.1223	0.9879	2.1859	0.9405	2.2506	0.8931	2.3164	0.8461	2.3831
49	1.0502	2.1122	1.0035	2.1742	0.9569	2.2372	0.9104	2.3013	0.8642	2.3663
50	1.0645	2.1028	1.0186	2.1631	0.9728	2.2245	0.9271	2.2870	0.8816	2.3503
51	1.0782	2.0938	1.0332	2.1526	0.9882	2.2125	0.9432	2.2734	0.8985	2.3352
52	1.0915	2.0853	1.0473	2.1426	1.0030	2.2011	0.9589	2.2605	0.9148	2.3207
53	1.1043	2.0772	1.0609	2.1332	1.0174	2.1902	0.9740	2.2482	0.9307	2.3070
54	1.1167	2.0696	1.0741	2.1242	1.0314	2.1799	0.9886	2.2365	0.9460	2.2939
55	1.1288	2.0623	1.0869	2.1157	1.0449	2.1700	1.0028	2.2253	0.9609	2.2815
56	1.1404	2.0554	1.0992	2.1076	1.0579	2.1607	1.0166	2.2147	0.9753	2.2696
57	1.1517	2.0489	1.1112	2.0998	1.0706	2.1518	1.0299	2.2046	0.9893	2.2582
58	1.1626	2.0426	1.1228	2.0925	1.0829	2.1432	1.0429	2.1949	1.0029	2.2474
59	1.1733	2.0367	1.1341	2.0854	1.0948	2.1351	1.0555	2.1856	1.0161	2.2370
60	1.1835	2.0310	1.1451	2.0787	1.1064	2.1273	1.0676	2.1768	1.0289	2.2271
61	1.1936	2.0256	1.1557	2.0723	1.1176	2.1199	1.0795	2.1684	1.0413	2.2176
62	1.2033	2.0204	1.1660	2.0662	1.1286	2.1128	1.0910	2.1603	1.0534	2.2084
63	1.2127	2.0155	1.1760	2.0604	1.1392	2.1060	1.1022	2.1525	1.0651	2.1997
64	1.2219	2.0108	1.1858	2.0548	1.1495	2.0995	1.1131	2.1451	1.0766	2.1913
65	1.2308	2.0063	1.1953	2.0494	1.1595	2.0933	1.1236	2.1380	1.0877	2.1833
66	1.2395	2.0020	1.2045	2.0443	1.1693	2.0873	1.1339	2.1311	1.0985	2.1756
67	1.2479	1.9979	1.2135	2.0393	1.1788	2.0816	1.1440	2.1245	1.1090	2.1682
68	1.2561	1.9939	1.2222	2.0346	1.1880	2.0761	1.1537	2.1182	1.1193	2.1611
69	1.2642	1.9901	1.2307	2.0301	1.1970	2.0708	1.1632	2.1122	1.1293	2.1542
70	1.2720	1.9865	1.2390	2.0257	1.2058	2.0657	1.1725	2.1063	1.1390	2.1476
71	1.2796	1.9830	1.2471	2.0216	1.2144	2.0608	1.1815	2.1007	1.1485	2.1413
72	1.2870	1.9797	1.2550	2.0176	1.2227	2.0561	1.1903	2.0953	1.1578	2.1352
73	1.2942	1.9765	1.2626	2.0137	1.2308	2.0516	1.1989	2.0901	1.1668	2.1293
74	1.3013	1.9734	1.2701	2.0100	1.2388	2.0472	1.2073	2.0851	1.1756	2.1236
75	1.3082	1.9705	1.2774	2.0064	1.2465	2.0430	1.2154	2.0803	1.1842	2.1181
76	1.3149	1.9676	1.2846	2.0030	1.2541	2.0390	1.2234	2.0756	1.1926	2.1128
77	1.3214	1.9649	1.2916	1.9997	1.2615	2.0351	1.2312	2.0711	1.2008	2.1077
78	1.3279	1.9622	1.2984	1.9965	1.2687	2.0314	1.2388	2.0668	1.2088	2.1028
79	1.3341	1.9597	1.3050	1.9934	1.2757	2.0277	1.2462	2.0626	1.2166	2.0980
80	1.3402	1.9573	1.3115	1.9905	1.2826	2.0242	1.2535	2.0586	1.2242	2.0934
81	1.3462	1.9549	1.3179	1.9876	1.2893	2.0209	1.2606	2.0547	1.2317	2.0890

Tabel Durbin-Watson (DW), $\alpha = 5\%$

n	k=11		k=12		k=13		k=14		k=15	
	dL	dU	dL	dU	dL	dU	dL	dU	dL	dU
82	1.3521	1.9527	1.3241	1.9849	1.2959	2.0176	1.2675	2.0509	1.2390	2.0847
83	1.3578	1.9505	1.3302	1.9822	1.3023	2.0144	1.2743	2.0472	1.2461	2.0805
84	1.3634	1.9484	1.3361	1.9796	1.3086	2.0114	1.2809	2.0437	1.2531	2.0765
85	1.3689	1.9464	1.3419	1.9771	1.3148	2.0085	1.2874	2.0403	1.2599	2.0726
86	1.3743	1.9444	1.3476	1.9747	1.3208	2.0056	1.2938	2.0370	1.2666	2.0688
87	1.3795	1.9425	1.3532	1.9724	1.3267	2.0029	1.3000	2.0338	1.2732	2.0652
88	1.3847	1.9407	1.3587	1.9702	1.3325	2.0002	1.3061	2.0307	1.2796	2.0616
89	1.3897	1.9389	1.3640	1.9680	1.3381	1.9976	1.3121	2.0277	1.2859	2.0582
90	1.3946	1.9372	1.3693	1.9659	1.3437	1.9951	1.3179	2.0247	1.2920	2.0548
91	1.3995	1.9356	1.3744	1.9639	1.3491	1.9927	1.3237	2.0219	1.2980	2.0516
92	1.4042	1.9340	1.3794	1.9619	1.3544	1.9903	1.3293	2.0192	1.3039	2.0485
93	1.4089	1.9325	1.3844	1.9600	1.3597	1.9881	1.3348	2.0165	1.3097	2.0454
94	1.4135	1.9310	1.3892	1.9582	1.3648	1.9859	1.3402	2.0139	1.3154	2.0424
95	1.4179	1.9295	1.3940	1.9564	1.3698	1.9837	1.3455	2.0114	1.3210	2.0396
96	1.4223	1.9282	1.3986	1.9547	1.3747	1.9816	1.3507	2.0090	1.3264	2.0368
97	1.4266	1.9268	1.4032	1.9530	1.3796	1.9796	1.3557	2.0067	1.3318	2.0341
98	1.4309	1.9255	1.4077	1.9514	1.3843	1.9777	1.3607	2.0044	1.3370	2.0314
99	1.4350	1.9243	1.4121	1.9498	1.3889	1.9758	1.3656	2.0021	1.3422	2.0289
100	1.4391	1.9231	1.4164	1.9483	1.3935	1.9739	1.3705	2.0000	1.3472	2.0264
101	1.4431	1.9219	1.4206	1.9468	1.3980	1.9722	1.3752	1.9979	1.3522	2.0239
102	1.4470	1.9207	1.4248	1.9454	1.4024	1.9704	1.3798	1.9958	1.3571	2.0216
103	1.4509	1.9196	1.4289	1.9440	1.4067	1.9687	1.3844	1.9938	1.3619	2.0193
104	1.4547	1.9186	1.4329	1.9426	1.4110	1.9671	1.3889	1.9919	1.3666	2.0171
105	1.4584	1.9175	1.4369	1.9413	1.4151	1.9655	1.3933	1.9900	1.3712	2.0149
106	1.4621	1.9165	1.4408	1.9401	1.4192	1.9640	1.3976	1.9882	1.3758	2.0128
107	1.4657	1.9155	1.4446	1.9388	1.4233	1.9624	1.4018	1.9864	1.3802	2.0107
108	1.4693	1.9146	1.4483	1.9376	1.4272	1.9610	1.4060	1.9847	1.3846	2.0087
109	1.4727	1.9137	1.4520	1.9364	1.4311	1.9595	1.4101	1.9830	1.3889	2.0067
110	1.4762	1.9128	1.4556	1.9353	1.4350	1.9582	1.4141	1.9813	1.3932	2.0048
111	1.4795	1.9119	1.4592	1.9342	1.4387	1.9568	1.4181	1.9797	1.3973	2.0030
112	1.4829	1.9111	1.4627	1.9331	1.4424	1.9555	1.4220	1.9782	1.4014	2.0011
113	1.4861	1.9103	1.4662	1.9321	1.4461	1.9542	1.4258	1.9766	1.4055	1.9994
114	1.4893	1.9095	1.4696	1.9311	1.4497	1.9530	1.4296	1.9752	1.4094	1.9977
115	1.4925	1.9087	1.4729	1.9301	1.4532	1.9518	1.4333	1.9737	1.4133	1.9960
116	1.4956	1.9080	1.4762	1.9291	1.4567	1.9506	1.4370	1.9723	1.4172	1.9943
117	1.4987	1.9073	1.4795	1.9282	1.4601	1.9494	1.4406	1.9709	1.4209	1.9927
118	1.5017	1.9066	1.4827	1.9273	1.4635	1.9483	1.4441	1.9696	1.4247	1.9912
119	1.5047	1.9059	1.4858	1.9264	1.4668	1.9472	1.4476	1.9683	1.4283	1.9896
120	1.5076	1.9053	1.4889	1.9256	1.4700	1.9461	1.4511	1.9670	1.4319	1.9881
121	1.5105	1.9046	1.4919	1.9247	1.4733	1.9451	1.4544	1.9658	1.4355	1.9867
122	1.5133	1.9040	1.4950	1.9239	1.4764	1.9441	1.4578	1.9646	1.4390	1.9853
123	1.5161	1.9034	1.4979	1.9231	1.4795	1.9431	1.4611	1.9634	1.4424	1.9839
124	1.5189	1.9028	1.5008	1.9223	1.4826	1.9422	1.4643	1.9622	1.4458	1.9825
125	1.5216	1.9023	1.5037	1.9216	1.4857	1.9412	1.4675	1.9611	1.4492	1.9812
126	1.5243	1.9017	1.5065	1.9209	1.4886	1.9403	1.4706	1.9600	1.4525	1.9799
127	1.5269	1.9012	1.5093	1.9202	1.4916	1.9394	1.4737	1.9589	1.4557	1.9786
128	1.5295	1.9006	1.5121	1.9195	1.4945	1.9385	1.4768	1.9578	1.4589	1.9774
129	1.5321	1.9001	1.5148	1.9188	1.4973	1.9377	1.4798	1.9568	1.4621	1.9762
130	1.5346	1.8997	1.5175	1.9181	1.5002	1.9369	1.4827	1.9558	1.4652	1.9750
131	1.5371	1.8992	1.5201	1.9175	1.5029	1.9360	1.4856	1.9548	1.4682	1.9738
132	1.5396	1.8987	1.5227	1.9169	1.5057	1.9353	1.4885	1.9539	1.4713	1.9727
133	1.5420	1.8983	1.5253	1.9163	1.5084	1.9345	1.4914	1.9529	1.4742	1.9716
134	1.5444	1.8978	1.5278	1.9157	1.5110	1.9337	1.4942	1.9520	1.4772	1.9705
135	1.5468	1.8974	1.5303	1.9151	1.5137	1.9330	1.4969	1.9511	1.4801	1.9695
136	1.5491	1.8970	1.5328	1.9145	1.5163	1.9323	1.4997	1.9502	1.4829	1.9684
137	1.5514	1.8966	1.5352	1.9140	1.5188	1.9316	1.5024	1.9494	1.4858	1.9674
138	1.5537	1.8962	1.5376	1.9134	1.5213	1.9309	1.5050	1.9486	1.4885	1.9664
139	1.5559	1.8958	1.5400	1.9129	1.5238	1.9302	1.5076	1.9477	1.4913	1.9655
140	1.5582	1.8955	1.5423	1.9124	1.5263	1.9296	1.5102	1.9469	1.4940	1.9645
141	1.5603	1.8951	1.5446	1.9119	1.5287	1.9289	1.5128	1.9461	1.4967	1.9636
142	1.5625	1.8947	1.5469	1.9114	1.5311	1.9283	1.5153	1.9454	1.4993	1.9627
143	1.5646	1.8944	1.5491	1.9110	1.5335	1.9277	1.5178	1.9446	1.5019	1.9618
144	1.5667	1.8941	1.5513	1.9105	1.5358	1.9271	1.5202	1.9439	1.5045	1.9609
145	1.5688	1.8938	1.5535	1.9100	1.5381	1.9265	1.5226	1.9432	1.5070	1.9600
146	1.5709	1.8935	1.5557	1.9096	1.5404	1.9259	1.5250	1.9425	1.5095	1.9592
147	1.5729	1.8932	1.5578	1.9092	1.5427	1.9254	1.5274	1.9418	1.5120	1.9584

Tabel Durbin-Watson (DW), $\alpha = 5\%$

n	k=11		k=12		k=13		k=14		k=15	
	dL	dU	dL	dU	dL	dU	dL	dU	dL	dU
148	1.5749	1.8929	1.5600	1.9088	1.5449	1.9248	1.5297	1.9411	1.5144	1.9576
149	1.5769	1.8926	1.5620	1.9083	1.5471	1.9243	1.5320	1.9404	1.5169	1.9568
150	1.5788	1.8923	1.5641	1.9080	1.5493	1.9238	1.5343	1.9398	1.5193	1.9560
151	1.5808	1.8920	1.5661	1.9076	1.5514	1.9233	1.5365	1.9392	1.5216	1.9552
152	1.5827	1.8918	1.5682	1.9072	1.5535	1.9228	1.5388	1.9386	1.5239	1.9545
153	1.5846	1.8915	1.5701	1.9068	1.5556	1.9223	1.5410	1.9379	1.5262	1.9538
154	1.5864	1.8913	1.5721	1.9065	1.5577	1.9218	1.5431	1.9374	1.5285	1.9531
155	1.5883	1.8910	1.5740	1.9061	1.5597	1.9214	1.5453	1.9368	1.5307	1.9524
156	1.5901	1.8908	1.5760	1.9058	1.5617	1.9209	1.5474	1.9362	1.5330	1.9517
157	1.5919	1.8906	1.5779	1.9054	1.5637	1.9205	1.5495	1.9356	1.5352	1.9510
158	1.5937	1.8904	1.5797	1.9051	1.5657	1.9200	1.5516	1.9351	1.5373	1.9503
159	1.5954	1.8902	1.5816	1.9048	1.5676	1.9196	1.5536	1.9346	1.5395	1.9497
160	1.5972	1.8899	1.5834	1.9045	1.5696	1.9192	1.5556	1.9340	1.5416	1.9490
161	1.5989	1.8897	1.5852	1.9042	1.5715	1.9188	1.5576	1.9335	1.5437	1.9484
162	1.6006	1.8896	1.5870	1.9039	1.5734	1.9184	1.5596	1.9330	1.5457	1.9478
163	1.6023	1.8894	1.5888	1.9036	1.5752	1.9180	1.5616	1.9325	1.5478	1.9472
164	1.6040	1.8892	1.5906	1.9033	1.5771	1.9176	1.5635	1.9320	1.5498	1.9466
165	1.6056	1.8890	1.5923	1.9030	1.5789	1.9172	1.5654	1.9316	1.5518	1.9460
166	1.6072	1.8888	1.5940	1.9028	1.5807	1.9169	1.5673	1.9311	1.5538	1.9455
167	1.6089	1.8887	1.5957	1.9025	1.5825	1.9165	1.5692	1.9306	1.5557	1.9449
168	1.6105	1.8885	1.5974	1.9023	1.5842	1.9161	1.5710	1.9302	1.5577	1.9444
169	1.6120	1.8884	1.5991	1.9020	1.5860	1.9158	1.5728	1.9298	1.5596	1.9438
170	1.6136	1.8882	1.6007	1.9018	1.5877	1.9155	1.5746	1.9293	1.5615	1.9433
171	1.6151	1.8881	1.6023	1.9015	1.5894	1.9151	1.5764	1.9289	1.5634	1.9428
172	1.6167	1.8879	1.6039	1.9013	1.5911	1.9148	1.5782	1.9285	1.5652	1.9423
173	1.6182	1.8878	1.6055	1.9011	1.5928	1.9145	1.5799	1.9281	1.5670	1.9418
174	1.6197	1.8876	1.6071	1.9009	1.5944	1.9142	1.5817	1.9277	1.5688	1.9413
175	1.6212	1.8875	1.6087	1.9006	1.5961	1.9139	1.5834	1.9273	1.5706	1.9408
176	1.6226	1.8874	1.6102	1.9004	1.5977	1.9136	1.5851	1.9269	1.5724	1.9404
177	1.6241	1.8873	1.6117	1.9002	1.5993	1.9133	1.5868	1.9265	1.5742	1.9399
178	1.6255	1.8872	1.6133	1.9000	1.6009	1.9130	1.5884	1.9262	1.5759	1.9394
179	1.6270	1.8870	1.6148	1.8998	1.6025	1.9128	1.5901	1.9258	1.5776	1.9390
180	1.6284	1.8869	1.6162	1.8996	1.6040	1.9125	1.5917	1.9255	1.5793	1.9386
181	1.6298	1.8868	1.6177	1.8995	1.6056	1.9122	1.5933	1.9251	1.5810	1.9381
182	1.6312	1.8867	1.6192	1.8993	1.6071	1.9120	1.5949	1.9248	1.5827	1.9377
183	1.6325	1.8866	1.6206	1.8991	1.6086	1.9117	1.5965	1.9244	1.5844	1.9373
184	1.6339	1.8865	1.6220	1.8989	1.6101	1.9115	1.5981	1.9241	1.5860	1.9369
185	1.6352	1.8864	1.6234	1.8988	1.6116	1.9112	1.5996	1.9238	1.5876	1.9365
186	1.6366	1.8864	1.6248	1.8986	1.6130	1.9110	1.6012	1.9235	1.5892	1.9361
187	1.6379	1.8863	1.6262	1.8984	1.6145	1.9107	1.6027	1.9232	1.5908	1.9357
188	1.6392	1.8862	1.6276	1.8983	1.6159	1.9105	1.6042	1.9228	1.5924	1.9353
189	1.6405	1.8861	1.6289	1.8981	1.6173	1.9103	1.6057	1.9226	1.5939	1.9349
190	1.6418	1.8860	1.6303	1.8980	1.6188	1.9101	1.6071	1.9223	1.5955	1.9346
191	1.6430	1.8860	1.6316	1.8978	1.6202	1.9099	1.6086	1.9220	1.5970	1.9342
192	1.6443	1.8859	1.6329	1.8977	1.6215	1.9096	1.6101	1.9217	1.5985	1.9339
193	1.6455	1.8858	1.6343	1.8976	1.6229	1.9094	1.6115	1.9214	1.6000	1.9335
194	1.6468	1.8858	1.6355	1.8974	1.6243	1.9092	1.6129	1.9211	1.6015	1.9332
195	1.6480	1.8857	1.6368	1.8973	1.6256	1.9090	1.6143	1.9209	1.6030	1.9328
196	1.6492	1.8856	1.6381	1.8972	1.6270	1.9088	1.6157	1.9206	1.6044	1.9325
197	1.6504	1.8856	1.6394	1.8971	1.6283	1.9087	1.6171	1.9204	1.6059	1.9322
198	1.6516	1.8855	1.6406	1.8969	1.6296	1.9085	1.6185	1.9201	1.6073	1.9318
199	1.6528	1.8855	1.6419	1.8968	1.6309	1.9083	1.6198	1.9199	1.6087	1.9315
200	1.6539	1.8854	1.6431	1.8967	1.6322	1.9081	1.6212	1.9196	1.6101	1.9312

Tabel Durbin-Watson (DW), $\alpha = 5\%$

n	k=16		k=17		k=18		k=19		k=20	
	dL	dU	dL	dU	dL	dU	dL	dU	dL	dU
21	0.0575	3.7054								
22	0.0832	3.6188	0.0524	3.7309						
23	0.1103	3.5355	0.0762	3.6501	0.0480	3.7533				
24	0.1407	3.4540	0.1015	3.5717	0.0701	3.6777	0.0441	3.7730		
25	0.1723	3.3760	0.1300	3.4945	0.0937	3.6038	0.0647	3.7022	0.0407	3.7904
26	0.2050	3.3025	0.1598	3.4201	0.1204	3.5307	0.0868	3.6326	0.0598	3.7240
27	0.2382	3.2333	0.1907	3.3494	0.1485	3.4597	0.1119	3.5632	0.0806	3.6583
28	0.2715	3.1681	0.2223	3.2825	0.1779	3.3919	0.1384	3.4955	0.1042	3.5925
29	0.3046	3.1070	0.2541	3.2192	0.2079	3.3273	0.1663	3.4304	0.1293	3.5279
30	0.3374	3.0497	0.2859	3.1595	0.2383	3.2658	0.1949	3.3681	0.1557	3.4655
31	0.3697	2.9960	0.3175	3.1032	0.2688	3.2076	0.2239	3.3086	0.1830	3.4055
32	0.4013	2.9458	0.3487	3.0503	0.2992	3.1525	0.2532	3.2519	0.2108	3.3478
33	0.4322	2.8987	0.3793	3.0005	0.3294	3.1005	0.2825	3.1981	0.2389	3.2928
34	0.4623	2.8545	0.4094	2.9536	0.3591	3.0513	0.3116	3.1470	0.2670	3.2402
35	0.4916	2.8131	0.4388	2.9095	0.3883	3.0048	0.3403	3.0985	0.2951	3.1901
36	0.5201	2.7742	0.4675	2.8680	0.4169	2.9610	0.3687	3.0526	0.3230	3.1425
37	0.5477	2.7377	0.4954	2.8289	0.4449	2.9195	0.3966	3.0091	0.3505	3.0972
38	0.5745	2.7033	0.5225	2.7921	0.4723	2.8804	0.4240	2.9678	0.3777	3.0541
39	0.6004	2.6710	0.5489	2.7573	0.4990	2.8434	0.4507	2.9288	0.4044	3.0132
40	0.6256	2.6406	0.5745	2.7246	0.5249	2.8084	0.4769	2.8917	0.4305	2.9743
41	0.6499	2.6119	0.5994	2.6936	0.5502	2.7753	0.5024	2.8566	0.4562	2.9373
42	0.6734	2.5848	0.6235	2.6643	0.5747	2.7439	0.5273	2.8233	0.4812	2.9022
43	0.6962	2.5592	0.6469	2.6366	0.5986	2.7142	0.5515	2.7916	0.5057	2.8688
44	0.7182	2.5351	0.6695	2.6104	0.6218	2.6860	0.5751	2.7616	0.5295	2.8370
45	0.7396	2.5122	0.6915	2.5856	0.6443	2.6593	0.5980	2.7331	0.5528	2.8067
46	0.7602	2.4905	0.7128	2.5621	0.6661	2.6339	0.6203	2.7059	0.5755	2.7779
47	0.7802	2.4700	0.7334	2.5397	0.6873	2.6098	0.6420	2.6801	0.5976	2.7504
48	0.7995	2.4505	0.7534	2.5185	0.7079	2.5869	0.6631	2.6555	0.6191	2.7243
49	0.8182	2.4320	0.7728	2.4983	0.7279	2.5651	0.6836	2.6321	0.6400	2.6993
50	0.8364	2.4144	0.7916	2.4791	0.7472	2.5443	0.7035	2.6098	0.6604	2.6755
51	0.8540	2.3977	0.8098	2.4608	0.7660	2.5245	0.7228	2.5885	0.6802	2.6527
52	0.8710	2.3818	0.8275	2.4434	0.7843	2.5056	0.7416	2.5682	0.6995	2.6310
53	0.8875	2.3666	0.8446	2.4268	0.8020	2.4876	0.7599	2.5487	0.7183	2.6102
54	0.9035	2.3521	0.8612	2.4110	0.8193	2.4704	0.7777	2.5302	0.7365	2.5903
55	0.9190	2.3383	0.8774	2.3959	0.8360	2.4539	0.7949	2.5124	0.7543	2.5713
56	0.9341	2.3252	0.8930	2.3814	0.8522	2.4382	0.8117	2.4955	0.7716	2.5531
57	0.9487	2.3126	0.9083	2.3676	0.8680	2.4232	0.8280	2.4792	0.7884	2.5356
58	0.9629	2.3005	0.9230	2.3544	0.8834	2.4088	0.8439	2.4636	0.8047	2.5189
59	0.9767	2.2890	0.9374	2.3417	0.8983	2.3950	0.8593	2.4487	0.8207	2.5028
60	0.9901	2.2780	0.9514	2.3296	0.9128	2.3817	0.8744	2.4344	0.8362	2.4874
61	1.0031	2.2674	0.9649	2.3180	0.9269	2.3690	0.8890	2.4206	0.8513	2.4726
62	1.0157	2.2573	0.9781	2.3068	0.9406	2.3569	0.9032	2.4074	0.8660	2.4584
63	1.0280	2.2476	0.9910	2.2961	0.9539	2.3452	0.9170	2.3947	0.8803	2.4447
64	1.0400	2.2383	1.0035	2.2858	0.9669	2.3340	0.9305	2.3826	0.8943	2.4316
65	1.0517	2.2293	1.0156	2.2760	0.9796	2.3232	0.9437	2.3708	0.9079	2.4189
66	1.0630	2.2207	1.0274	2.2665	0.9919	2.3128	0.9565	2.3595	0.9211	2.4068
67	1.0740	2.2125	1.0390	2.2574	1.0039	2.3028	0.9689	2.3487	0.9340	2.3950
68	1.0848	2.2045	1.0502	2.2486	1.0156	2.2932	0.9811	2.3382	0.9466	2.3837
69	1.0952	2.1969	1.0612	2.2401	1.0270	2.2839	0.9930	2.3281	0.9589	2.3728
70	1.1054	2.1895	1.0718	2.2320	1.0382	2.2750	1.0045	2.3184	0.9709	2.3623
71	1.1154	2.1824	1.0822	2.2241	1.0490	2.2663	1.0158	2.3090	0.9826	2.3522
72	1.1251	2.1756	1.0924	2.2166	1.0596	2.2580	1.0268	2.3000	0.9940	2.3424
73	1.1346	2.1690	1.1023	2.2093	1.0699	2.2500	1.0375	2.2912	1.0052	2.3329
74	1.1438	2.1626	1.1119	2.2022	1.0800	2.2423	1.0480	2.2828	1.0161	2.3238
75	1.1528	2.1565	1.1214	2.1954	1.0898	2.2348	1.0583	2.2747	1.0267	2.3149
76	1.1616	2.1506	1.1306	2.1888	1.0994	2.2276	1.0683	2.2668	1.0371	2.3064
77	1.1702	2.1449	1.1395	2.1825	1.1088	2.2206	1.0780	2.2591	1.0472	2.2981
78	1.1786	2.1393	1.1483	2.1763	1.1180	2.2138	1.0876	2.2518	1.0571	2.2901
79	1.1868	2.1340	1.1569	2.1704	1.1269	2.2073	1.0969	2.2446	1.0668	2.2824
80	1.1948	2.1288	1.1653	2.1647	1.1357	2.2010	1.1060	2.2377	1.0763	2.2749
81	1.2026	2.1238	1.1735	2.1591	1.1442	2.1949	1.1149	2.2310	1.0856	2.2676
82	1.2103	2.1190	1.1815	2.1537	1.1526	2.1889	1.1236	2.2246	1.0946	2.2606
83	1.2178	2.1143	1.1893	2.1485	1.1608	2.1832	1.1322	2.2183	1.1035	2.2537
84	1.2251	2.1098	1.1970	2.1435	1.1688	2.1776	1.1405	2.2122	1.1122	2.2471
85	1.2323	2.1054	1.2045	2.1386	1.1766	2.1722	1.1487	2.2063	1.1206	2.2407
86	1.2393	2.1011	1.2119	2.1338	1.1843	2.1670	1.1567	2.2005	1.1290	2.2345

Tabel Durbin-Watson (DW), $\alpha = 5\%$

n	k=16		k=17		k=18		k=19		k=20	
	dL	dU	dL	dU	dL	dU	dL	dU	dL	dU
87	1.2462	2.0970	1.2191	2.1293	1.1918	2.1619	1.1645	2.1950	1.1371	2.2284
88	1.2529	2.0930	1.2261	2.1248	1.1992	2.1570	1.1722	2.1896	1.1451	2.2225
89	1.2595	2.0891	1.2330	2.1205	1.2064	2.1522	1.1797	2.1843	1.1529	2.2168
90	1.2659	2.0853	1.2397	2.1163	1.2134	2.1476	1.1870	2.1793	1.1605	2.2113
91	1.2723	2.0817	1.2464	2.1122	1.2204	2.1431	1.1942	2.1743	1.1680	2.2059
92	1.2785	2.0781	1.2529	2.1082	1.2271	2.1387	1.2013	2.1695	1.1754	2.2007
93	1.2845	2.0747	1.2592	2.1044	1.2338	2.1344	1.2082	2.1648	1.1826	2.1956
94	1.2905	2.0713	1.2654	2.1006	1.2403	2.1303	1.2150	2.1603	1.1897	2.1906
95	1.2963	2.0681	1.2716	2.0970	1.2467	2.1262	1.2217	2.1559	1.1966	2.1858
96	1.3021	2.0649	1.2776	2.0935	1.2529	2.1223	1.2282	2.1515	1.2034	2.1811
97	1.3077	2.0619	1.2834	2.0900	1.2591	2.1185	1.2346	2.1474	1.2100	2.1765
98	1.3132	2.0589	1.2892	2.0867	1.2651	2.1148	1.2409	2.1433	1.2166	2.1721
99	1.3186	2.0560	1.2949	2.0834	1.2710	2.1112	1.2470	2.1393	1.2230	2.1677
100	1.3239	2.0531	1.3004	2.0802	1.2768	2.1077	1.2531	2.1354	1.2293	2.1635
101	1.3291	2.0504	1.3059	2.0772	1.2825	2.1043	1.2590	2.1317	1.2355	2.1594
102	1.3342	2.0477	1.3112	2.0741	1.2881	2.1009	1.2649	2.1280	1.2415	2.1554
103	1.3392	2.0451	1.3165	2.0712	1.2936	2.0977	1.2706	2.1244	1.2475	2.1515
104	1.3442	2.0426	1.3216	2.0684	1.2990	2.0945	1.2762	2.1210	1.2534	2.1477
105	1.3490	2.0401	1.3267	2.0656	1.3043	2.0914	1.2817	2.1175	1.2591	2.1440
106	1.3538	2.0377	1.3317	2.0629	1.3095	2.0884	1.2872	2.1142	1.2648	2.1403
107	1.3585	2.0353	1.3366	2.0602	1.3146	2.0855	1.2925	2.1110	1.2703	2.1368
108	1.3631	2.0330	1.3414	2.0577	1.3196	2.0826	1.2978	2.1078	1.2758	2.1333
109	1.3676	2.0308	1.3461	2.0552	1.3246	2.0798	1.3029	2.1048	1.2811	2.1300
110	1.3720	2.0286	1.3508	2.0527	1.3294	2.0771	1.3080	2.1018	1.2864	2.1267
111	1.3764	2.0265	1.3554	2.0503	1.3342	2.0744	1.3129	2.0988	1.2916	2.1235
112	1.3807	2.0244	1.3599	2.0480	1.3389	2.0718	1.3178	2.0959	1.2967	2.1203
113	1.3849	2.0224	1.3643	2.0457	1.3435	2.0693	1.3227	2.0931	1.3017	2.1173
114	1.3891	2.0204	1.3686	2.0435	1.3481	2.0668	1.3274	2.0904	1.3066	2.1143
115	1.3932	2.0185	1.3729	2.0413	1.3525	2.0644	1.3321	2.0877	1.3115	2.1113
116	1.3972	2.0166	1.3771	2.0392	1.3569	2.0620	1.3366	2.0851	1.3162	2.1085
117	1.4012	2.0148	1.3813	2.0371	1.3613	2.0597	1.3411	2.0826	1.3209	2.1057
118	1.4051	2.0130	1.3854	2.0351	1.3655	2.0575	1.3456	2.0801	1.3256	2.1029
119	1.4089	2.0112	1.3894	2.0331	1.3697	2.0553	1.3500	2.0776	1.3301	2.1002
120	1.4127	2.0095	1.3933	2.0312	1.3739	2.0531	1.3543	2.0752	1.3346	2.0976
121	1.4164	2.0079	1.3972	2.0293	1.3779	2.0510	1.3585	2.0729	1.3390	2.0951
122	1.4201	2.0062	1.4010	2.0275	1.3819	2.0489	1.3627	2.0706	1.3433	2.0926
123	1.4237	2.0046	1.4048	2.0257	1.3858	2.0469	1.3668	2.0684	1.3476	2.0901
124	1.4272	2.0031	1.4085	2.0239	1.3897	2.0449	1.3708	2.0662	1.3518	2.0877
125	1.4307	2.0016	1.4122	2.0222	1.3936	2.0430	1.3748	2.0641	1.3560	2.0854
126	1.4342	2.0001	1.4158	2.0205	1.3973	2.0411	1.3787	2.0620	1.3600	2.0831
127	1.4376	1.9986	1.4194	2.0188	1.4010	2.0393	1.3826	2.0599	1.3641	2.0808
128	1.4409	1.9972	1.4229	2.0172	1.4047	2.0374	1.3864	2.0579	1.3680	2.0786
129	1.4442	1.9958	1.4263	2.0156	1.4083	2.0357	1.3902	2.0559	1.3719	2.0764
130	1.4475	1.9944	1.4297	2.0141	1.4118	2.0339	1.3939	2.0540	1.3758	2.0743
131	1.4507	1.9931	1.4331	2.0126	1.4153	2.0322	1.3975	2.0521	1.3796	2.0722
132	1.4539	1.9918	1.4364	2.0111	1.4188	2.0306	1.4011	2.0503	1.3833	2.0702
133	1.4570	1.9905	1.4397	2.0096	1.4222	2.0289	1.4046	2.0485	1.3870	2.0682
134	1.4601	1.9893	1.4429	2.0082	1.4255	2.0273	1.4081	2.0467	1.3906	2.0662
135	1.4631	1.9880	1.4460	2.0068	1.4289	2.0258	1.4116	2.0450	1.3942	2.0643
136	1.4661	1.9868	1.4492	2.0054	1.4321	2.0243	1.4150	2.0433	1.3978	2.0624
137	1.4691	1.9857	1.4523	2.0041	1.4353	2.0227	1.4183	2.0416	1.4012	2.0606
138	1.4720	1.9845	1.4553	2.0028	1.4385	2.0213	1.4216	2.0399	1.4047	2.0588
139	1.4748	1.9834	1.4583	2.0015	1.4416	2.0198	1.4249	2.0383	1.4081	2.0570
140	1.4777	1.9823	1.4613	2.0002	1.4447	2.0184	1.4281	2.0368	1.4114	2.0553
141	1.4805	1.9812	1.4642	1.9990	1.4478	2.0170	1.4313	2.0352	1.4147	2.0536
142	1.4832	1.9801	1.4671	1.9978	1.4508	2.0156	1.4344	2.0337	1.4180	2.0519
143	1.4860	1.9791	1.4699	1.9966	1.4538	2.0143	1.4375	2.0322	1.4212	2.0503
144	1.4887	1.9781	1.4727	1.9954	1.4567	2.0130	1.4406	2.0307	1.4244	2.0486
145	1.4913	1.9771	1.4755	1.9943	1.4596	2.0117	1.4436	2.0293	1.4275	2.0471
146	1.4939	1.9761	1.4782	1.9932	1.4625	2.0105	1.4466	2.0279	1.4306	2.0455
147	1.4965	1.9751	1.4809	1.9921	1.4653	2.0092	1.4495	2.0265	1.4337	2.0440
148	1.4991	1.9742	1.4836	1.9910	1.4681	2.0080	1.4524	2.0252	1.4367	2.0425
149	1.5016	1.9733	1.4862	1.9900	1.4708	2.0068	1.4553	2.0238	1.4396	2.0410
150	1.5041	1.9724	1.4889	1.9889	1.4735	2.0056	1.4581	2.0225	1.4426	2.0396
151	1.5066	1.9715	1.4914	1.9879	1.4762	2.0045	1.4609	2.0212	1.4455	2.0381
152	1.5090	1.9706	1.4940	1.9869	1.4788	2.0034	1.4636	2.0200	1.4484	2.0367

Tabel Durbin-Watson (DW), $\alpha = 5\%$

n	k=16		k=17		k=18		k=19		k=20	
	dL	dU	dL	dU	dL	dU	dL	dU	dL	dU
153	1.5114	1.9698	1.4965	1.9859	1.4815	2.0022	1.4664	2.0187	1.4512	2.0354
154	1.5138	1.9689	1.4990	1.9850	1.4841	2.0012	1.4691	2.0175	1.4540	2.0340
155	1.5161	1.9681	1.5014	1.9840	1.4866	2.0001	1.4717	2.0163	1.4567	2.0327
156	1.5184	1.9673	1.5038	1.9831	1.4891	1.9990	1.4743	2.0151	1.4595	2.0314
157	1.5207	1.9665	1.5062	1.9822	1.4916	1.9980	1.4769	2.0140	1.4622	2.0301
158	1.5230	1.9657	1.5086	1.9813	1.4941	1.9970	1.4795	2.0129	1.4648	2.0289
159	1.5252	1.9650	1.5109	1.9804	1.4965	1.9960	1.4820	2.0117	1.4675	2.0276
160	1.5274	1.9642	1.5132	1.9795	1.4989	1.9950	1.4845	2.0106	1.4701	2.0264
161	1.5296	1.9635	1.5155	1.9787	1.5013	1.9941	1.4870	2.0096	1.4726	2.0252
162	1.5318	1.9628	1.5178	1.9779	1.5037	1.9931	1.4894	2.0085	1.4752	2.0241
163	1.5339	1.9621	1.5200	1.9771	1.5060	1.9922	1.4919	2.0075	1.4777	2.0229
164	1.5360	1.9614	1.5222	1.9762	1.5083	1.9913	1.4943	2.0064	1.4802	2.0218
165	1.5381	1.9607	1.5244	1.9755	1.5105	1.9904	1.4966	2.0054	1.4826	2.0206
166	1.5402	1.9600	1.5265	1.9747	1.5128	1.9895	1.4990	2.0045	1.4851	2.0195
167	1.5422	1.9594	1.5287	1.9739	1.5150	1.9886	1.5013	2.0035	1.4875	2.0185
168	1.5443	1.9587	1.5308	1.9732	1.5172	1.9878	1.5036	2.0025	1.4898	2.0174
169	1.5463	1.9581	1.5329	1.9724	1.5194	1.9869	1.5058	2.0016	1.4922	2.0164
170	1.5482	1.9574	1.5349	1.9717	1.5215	1.9861	1.5080	2.0007	1.4945	2.0153
171	1.5502	1.9568	1.5370	1.9710	1.5236	1.9853	1.5102	1.9997	1.4968	2.0143
172	1.5521	1.9562	1.5390	1.9703	1.5257	1.9845	1.5124	1.9988	1.4991	2.0133
173	1.5540	1.9556	1.5410	1.9696	1.5278	1.9837	1.5146	1.9980	1.5013	2.0123
174	1.5559	1.9551	1.5429	1.9689	1.5299	1.9830	1.5167	1.9971	1.5035	2.0114
175	1.5578	1.9545	1.5449	1.9683	1.5319	1.9822	1.5189	1.9962	1.5057	2.0104
176	1.5597	1.9539	1.5468	1.9676	1.5339	1.9815	1.5209	1.9954	1.5079	2.0095
177	1.5615	1.9534	1.5487	1.9670	1.5359	1.9807	1.5230	1.9946	1.5100	2.0086
178	1.5633	1.9528	1.5506	1.9664	1.5379	1.9800	1.5251	1.9938	1.5122	2.0076
179	1.5651	1.9523	1.5525	1.9657	1.5398	1.9793	1.5271	1.9930	1.5143	2.0068
180	1.5669	1.9518	1.5544	1.9651	1.5418	1.9786	1.5291	1.9922	1.5164	2.0059
181	1.5687	1.9513	1.5562	1.9645	1.5437	1.9779	1.5311	1.9914	1.5184	2.0050
182	1.5704	1.9507	1.5580	1.9639	1.5456	1.9772	1.5330	1.9906	1.5205	2.0042
183	1.5721	1.9503	1.5598	1.9633	1.5474	1.9766	1.5350	1.9899	1.5225	2.0033
184	1.5738	1.9498	1.5616	1.9628	1.5493	1.9759	1.5369	1.9891	1.5245	2.0025
185	1.5755	1.9493	1.5634	1.9622	1.5511	1.9753	1.5388	1.9884	1.5265	2.0017
186	1.5772	1.9488	1.5651	1.9617	1.5529	1.9746	1.5407	1.9877	1.5284	2.0009
187	1.5788	1.9483	1.5668	1.9611	1.5547	1.9740	1.5426	1.9870	1.5304	2.0001
188	1.5805	1.9479	1.5685	1.9606	1.5565	1.9734	1.5444	1.9863	1.5323	1.9993
189	1.5821	1.9474	1.5702	1.9600	1.5583	1.9728	1.5463	1.9856	1.5342	1.9985
190	1.5837	1.9470	1.5719	1.9595	1.5600	1.9722	1.5481	1.9849	1.5361	1.9978
191	1.5853	1.9465	1.5736	1.9590	1.5618	1.9716	1.5499	1.9842	1.5379	1.9970
192	1.5869	1.9461	1.5752	1.9585	1.5635	1.9710	1.5517	1.9836	1.5398	1.9963
193	1.5885	1.9457	1.5768	1.9580	1.5652	1.9704	1.5534	1.9829	1.5416	1.9956
194	1.5900	1.9453	1.5785	1.9575	1.5668	1.9699	1.5551	1.9823	1.5434	1.9948
195	1.5915	1.9449	1.5801	1.9570	1.5685	1.9693	1.5569	1.9817	1.5452	1.9941
196	1.5931	1.9445	1.5816	1.9566	1.5701	1.9688	1.5586	1.9810	1.5470	1.9934
197	1.5946	1.9441	1.5832	1.9561	1.5718	1.9682	1.5603	1.9804	1.5487	1.9928
198	1.5961	1.9437	1.5848	1.9556	1.5734	1.9677	1.5620	1.9798	1.5505	1.9921
199	1.5975	1.9433	1.5863	1.9552	1.5750	1.9672	1.5636	1.9792	1.5522	1.9914
200	1.5990	1.9429	1.5878	1.9547	1.5766	1.9667	1.5653	1.9787	1.5539	1.9908

Titik Persentase Distribusi F

Probabilita = 0.05

Diproduksi oleh: Junaidi
<http://junaidichaniago.wordpress.com>

Titik Persentase Distribusi F untuk Probabilita = 0,05

df untuk penyebut (N2)	df untuk pembilang (N1)														
	1	2	3	4	5	6	7	8	9	10	11	12	13	14	15
1	161	199	216	225	230	234	237	239	241	242	243	244	245	245	246
2	18.51	19.00	19.16	19.25	19.30	19.33	19.35	19.37	19.38	19.40	19.40	19.41	19.42	19.42	19.43
3	10.13	9.55	9.28	9.12	9.01	8.94	8.89	8.85	8.81	8.79	8.76	8.74	8.73	8.71	8.70
4	7.71	6.94	6.59	6.39	6.26	6.16	6.09	6.04	6.00	5.96	5.94	5.91	5.89	5.87	5.86
5	6.61	5.79	5.41	5.19	5.05	4.95	4.88	4.82	4.77	4.74	4.70	4.68	4.66	4.64	4.62
6	5.99	5.14	4.76	4.53	4.39	4.28	4.21	4.15	4.10	4.06	4.03	4.00	3.98	3.96	3.94
7	5.59	4.74	4.35	4.12	3.97	3.87	3.79	3.73	3.68	3.64	3.60	3.57	3.55	3.53	3.51
8	5.32	4.46	4.07	3.84	3.69	3.58	3.50	3.44	3.39	3.35	3.31	3.28	3.26	3.24	3.22
9	5.12	4.26	3.86	3.63	3.48	3.37	3.29	3.23	3.18	3.14	3.10	3.07	3.05	3.03	3.01
10	4.96	4.10	3.71	3.48	3.33	3.22	3.14	3.07	3.02	2.98	2.94	2.91	2.89	2.86	2.85
11	4.84	3.98	3.59	3.36	3.20	3.09	3.01	2.95	2.90	2.85	2.82	2.79	2.76	2.74	2.72
12	4.75	3.89	3.49	3.26	3.11	3.00	2.91	2.85	2.80	2.75	2.72	2.69	2.66	2.64	2.62
13	4.67	3.81	3.41	3.18	3.03	2.92	2.83	2.77	2.71	2.67	2.63	2.60	2.58	2.55	2.53
14	4.60	3.74	3.34	3.11	2.96	2.85	2.76	2.70	2.65	2.60	2.57	2.53	2.51	2.48	2.46
15	4.54	3.68	3.29	3.06	2.90	2.79	2.71	2.64	2.59	2.54	2.51	2.48	2.45	2.42	2.40
16	4.49	3.63	3.24	3.01	2.85	2.74	2.66	2.59	2.54	2.49	2.46	2.42	2.40	2.37	2.35
17	4.45	3.59	3.20	2.96	2.81	2.70	2.61	2.55	2.49	2.45	2.41	2.38	2.35	2.33	2.31
18	4.41	3.55	3.16	2.93	2.77	2.66	2.58	2.51	2.46	2.41	2.37	2.34	2.31	2.29	2.27
19	4.38	3.52	3.13	2.90	2.74	2.63	2.54	2.48	2.42	2.38	2.34	2.31	2.28	2.26	2.23
20	4.35	3.49	3.10	2.87	2.71	2.60	2.51	2.45	2.39	2.35	2.31	2.28	2.25	2.22	2.20
21	4.32	3.47	3.07	2.84	2.68	2.57	2.49	2.42	2.37	2.32	2.28	2.25	2.22	2.20	2.18
22	4.30	3.44	3.05	2.82	2.66	2.55	2.46	2.40	2.34	2.30	2.26	2.23	2.20	2.17	2.15
23	4.28	3.42	3.03	2.80	2.64	2.53	2.44	2.37	2.32	2.27	2.24	2.20	2.18	2.15	2.13
24	4.26	3.40	3.01	2.78	2.62	2.51	2.42	2.36	2.30	2.25	2.22	2.18	2.15	2.13	2.11
25	4.24	3.39	2.99	2.76	2.60	2.49	2.40	2.34	2.28	2.24	2.20	2.16	2.14	2.11	2.09
26	4.23	3.37	2.98	2.74	2.59	2.47	2.39	2.32	2.27	2.22	2.18	2.15	2.12	2.09	2.07
27	4.21	3.35	2.96	2.73	2.57	2.46	2.37	2.31	2.25	2.20	2.17	2.13	2.10	2.08	2.06
28	4.20	3.34	2.95	2.71	2.56	2.45	2.36	2.29	2.24	2.19	2.15	2.12	2.09	2.06	2.04
29	4.18	3.33	2.93	2.70	2.55	2.43	2.35	2.28	2.22	2.18	2.14	2.10	2.08	2.05	2.03
30	4.17	3.32	2.92	2.69	2.53	2.42	2.33	2.27	2.21	2.16	2.13	2.09	2.06	2.04	2.01
31	4.16	3.30	2.91	2.68	2.52	2.41	2.32	2.25	2.20	2.15	2.11	2.08	2.05	2.03	2.00
32	4.15	3.29	2.90	2.67	2.51	2.40	2.31	2.24	2.19	2.14	2.10	2.07	2.04	2.01	1.99
33	4.14	3.28	2.89	2.66	2.50	2.39	2.30	2.23	2.18	2.13	2.09	2.06	2.03	2.00	1.98
34	4.13	3.28	2.88	2.65	2.49	2.38	2.29	2.23	2.17	2.12	2.08	2.05	2.02	1.99	1.97
35	4.12	3.27	2.87	2.64	2.49	2.37	2.29	2.22	2.16	2.11	2.07	2.04	2.01	1.99	1.96
36	4.11	3.26	2.87	2.63	2.48	2.36	2.28	2.21	2.15	2.11	2.07	2.03	2.00	1.98	1.95
37	4.11	3.25	2.86	2.63	2.47	2.36	2.27	2.20	2.14	2.10	2.06	2.02	2.00	1.97	1.95
38	4.10	3.24	2.85	2.62	2.46	2.35	2.26	2.19	2.14	2.09	2.05	2.02	1.99	1.96	1.94
39	4.09	3.24	2.85	2.61	2.46	2.34	2.26	2.19	2.13	2.08	2.04	2.01	1.98	1.95	1.93
40	4.08	3.23	2.84	2.61	2.45	2.34	2.25	2.18	2.12	2.08	2.04	2.00	1.97	1.95	1.92
41	4.08	3.23	2.83	2.60	2.44	2.33	2.24	2.17	2.12	2.07	2.03	2.00	1.97	1.94	1.92
42	4.07	3.22	2.83	2.59	2.44	2.32	2.24	2.17	2.11	2.06	2.03	1.99	1.96	1.94	1.91
43	4.07	3.21	2.82	2.59	2.43	2.32	2.23	2.16	2.11	2.06	2.02	1.99	1.96	1.93	1.91
44	4.06	3.21	2.82	2.58	2.43	2.31	2.23	2.16	2.10	2.05	2.01	1.98	1.95	1.92	1.90
45	4.06	3.20	2.81	2.58	2.42	2.31	2.22	2.15	2.10	2.05	2.01	1.97	1.94	1.92	1.89

Titik Persentase Distribusi F untuk Probabilita = 0,05

df untuk penyebut (N2)	df untuk pembilang (N1)														
	1	2	3	4	5	6	7	8	9	10	11	12	13	14	15
46	4.05	3.20	2.81	2.57	2.42	2.30	2.22	2.15	2.09	2.04	2.00	1.97	1.94	1.91	1.89
47	4.05	3.20	2.80	2.57	2.41	2.30	2.21	2.14	2.09	2.04	2.00	1.96	1.93	1.91	1.88
48	4.04	3.19	2.80	2.57	2.41	2.29	2.21	2.14	2.08	2.03	1.99	1.96	1.93	1.90	1.88
49	4.04	3.19	2.79	2.56	2.40	2.29	2.20	2.13	2.08	2.03	1.99	1.96	1.93	1.90	1.88
50	4.03	3.18	2.79	2.56	2.40	2.29	2.20	2.13	2.07	2.03	1.99	1.95	1.92	1.89	1.87
51	4.03	3.18	2.79	2.55	2.40	2.28	2.20	2.13	2.07	2.02	1.98	1.95	1.92	1.89	1.87
52	4.03	3.18	2.78	2.55	2.39	2.28	2.19	2.12	2.07	2.02	1.98	1.94	1.91	1.89	1.86
53	4.02	3.17	2.78	2.55	2.39	2.28	2.19	2.12	2.06	2.01	1.97	1.94	1.91	1.88	1.86
54	4.02	3.17	2.78	2.54	2.39	2.27	2.18	2.12	2.06	2.01	1.97	1.94	1.91	1.88	1.86
55	4.02	3.16	2.77	2.54	2.38	2.27	2.18	2.11	2.06	2.01	1.97	1.93	1.90	1.88	1.85
56	4.01	3.16	2.77	2.54	2.38	2.27	2.18	2.11	2.05	2.00	1.96	1.93	1.90	1.87	1.85
57	4.01	3.16	2.77	2.53	2.38	2.26	2.18	2.11	2.05	2.00	1.96	1.93	1.90	1.87	1.85
58	4.01	3.16	2.76	2.53	2.37	2.26	2.17	2.10	2.05	2.00	1.96	1.92	1.89	1.87	1.84
59	4.00	3.15	2.76	2.53	2.37	2.26	2.17	2.10	2.04	2.00	1.96	1.92	1.89	1.86	1.84
60	4.00	3.15	2.76	2.53	2.37	2.25	2.17	2.10	2.04	1.99	1.95	1.92	1.89	1.86	1.84
61	4.00	3.15	2.76	2.52	2.37	2.25	2.16	2.09	2.04	1.99	1.95	1.91	1.88	1.86	1.83
62	4.00	3.15	2.75	2.52	2.36	2.25	2.16	2.09	2.03	1.99	1.95	1.91	1.88	1.85	1.83
63	3.99	3.14	2.75	2.52	2.36	2.25	2.16	2.09	2.03	1.98	1.94	1.91	1.88	1.85	1.83
64	3.99	3.14	2.75	2.52	2.36	2.24	2.16	2.09	2.03	1.98	1.94	1.91	1.88	1.85	1.83
65	3.99	3.14	2.75	2.51	2.36	2.24	2.15	2.08	2.03	1.98	1.94	1.90	1.87	1.85	1.82
66	3.99	3.14	2.74	2.51	2.35	2.24	2.15	2.08	2.03	1.98	1.94	1.90	1.87	1.84	1.82
67	3.98	3.13	2.74	2.51	2.35	2.24	2.15	2.08	2.02	1.98	1.93	1.90	1.87	1.84	1.82
68	3.98	3.13	2.74	2.51	2.35	2.24	2.15	2.08	2.02	1.97	1.93	1.90	1.87	1.84	1.82
69	3.98	3.13	2.74	2.50	2.35	2.23	2.15	2.08	2.02	1.97	1.93	1.90	1.86	1.84	1.81
70	3.98	3.13	2.74	2.50	2.35	2.23	2.14	2.07	2.02	1.97	1.93	1.89	1.86	1.84	1.81
71	3.98	3.13	2.73	2.50	2.34	2.23	2.14	2.07	2.01	1.97	1.93	1.89	1.86	1.83	1.81
72	3.97	3.12	2.73	2.50	2.34	2.23	2.14	2.07	2.01	1.96	1.92	1.89	1.86	1.83	1.81
73	3.97	3.12	2.73	2.50	2.34	2.23	2.14	2.07	2.01	1.96	1.92	1.89	1.86	1.83	1.81
74	3.97	3.12	2.73	2.50	2.34	2.22	2.14	2.07	2.01	1.96	1.92	1.89	1.85	1.83	1.80
75	3.97	3.12	2.73	2.49	2.34	2.22	2.13	2.06	2.01	1.96	1.92	1.88	1.85	1.83	1.80
76	3.97	3.12	2.72	2.49	2.33	2.22	2.13	2.06	2.01	1.96	1.92	1.88	1.85	1.82	1.80
77	3.97	3.12	2.72	2.49	2.33	2.22	2.13	2.06	2.00	1.96	1.92	1.88	1.85	1.82	1.80
78	3.96	3.11	2.72	2.49	2.33	2.22	2.13	2.06	2.00	1.95	1.91	1.88	1.85	1.82	1.80
79	3.96	3.11	2.72	2.49	2.33	2.22	2.13	2.06	2.00	1.95	1.91	1.88	1.85	1.82	1.79
80	3.96	3.11	2.72	2.49	2.33	2.21	2.13	2.06	2.00	1.95	1.91	1.88	1.84	1.82	1.79
81	3.96	3.11	2.72	2.48	2.33	2.21	2.12	2.05	2.00	1.95	1.91	1.87	1.84	1.82	1.79
82	3.96	3.11	2.72	2.48	2.33	2.21	2.12	2.05	2.00	1.95	1.91	1.87	1.84	1.81	1.79
83	3.96	3.11	2.71	2.48	2.32	2.21	2.12	2.05	1.99	1.95	1.91	1.87	1.84	1.81	1.79
84	3.95	3.11	2.71	2.48	2.32	2.21	2.12	2.05	1.99	1.95	1.90	1.87	1.84	1.81	1.79
85	3.95	3.10	2.71	2.48	2.32	2.21	2.12	2.05	1.99	1.94	1.90	1.87	1.84	1.81	1.79
86	3.95	3.10	2.71	2.48	2.32	2.21	2.12	2.05	1.99	1.94	1.90	1.87	1.84	1.81	1.78
87	3.95	3.10	2.71	2.48	2.32	2.20	2.12	2.05	1.99	1.94	1.90	1.87	1.83	1.81	1.78
88	3.95	3.10	2.71	2.48	2.32	2.20	2.12	2.05	1.99	1.94	1.90	1.86	1.83	1.81	1.78
89	3.95	3.10	2.71	2.47	2.32	2.20	2.11	2.04	1.99	1.94	1.90	1.86	1.83	1.80	1.78
90	3.95	3.10	2.71	2.47	2.32	2.20	2.11	2.04	1.99	1.94	1.90	1.86	1.83	1.80	1.78

Titik Persentase Distribusi F untuk Probabilita = 0,05

df untuk penyebut (N2)	df untuk pembilang (N1)														
	1	2	3	4	5	6	7	8	9	10	11	12	13	14	15
91	3.95	3.10	2.70	2.47	2.31	2.20	2.11	2.04	1.98	1.94	1.90	1.86	1.83	1.80	1.78
92	3.94	3.10	2.70	2.47	2.31	2.20	2.11	2.04	1.98	1.94	1.89	1.86	1.83	1.80	1.78
93	3.94	3.09	2.70	2.47	2.31	2.20	2.11	2.04	1.98	1.93	1.89	1.86	1.83	1.80	1.78
94	3.94	3.09	2.70	2.47	2.31	2.20	2.11	2.04	1.98	1.93	1.89	1.86	1.83	1.80	1.77
95	3.94	3.09	2.70	2.47	2.31	2.20	2.11	2.04	1.98	1.93	1.89	1.86	1.82	1.80	1.77
96	3.94	3.09	2.70	2.47	2.31	2.19	2.11	2.04	1.98	1.93	1.89	1.85	1.82	1.80	1.77
97	3.94	3.09	2.70	2.47	2.31	2.19	2.11	2.04	1.98	1.93	1.89	1.85	1.82	1.80	1.77
98	3.94	3.09	2.70	2.46	2.31	2.19	2.10	2.03	1.98	1.93	1.89	1.85	1.82	1.79	1.77
99	3.94	3.09	2.70	2.46	2.31	2.19	2.10	2.03	1.98	1.93	1.89	1.85	1.82	1.79	1.77
100	3.94	3.09	2.70	2.46	2.31	2.19	2.10	2.03	1.97	1.93	1.89	1.85	1.82	1.79	1.77
101	3.94	3.09	2.69	2.46	2.30	2.19	2.10	2.03	1.97	1.93	1.88	1.85	1.82	1.79	1.77
102	3.93	3.09	2.69	2.46	2.30	2.19	2.10	2.03	1.97	1.92	1.88	1.85	1.82	1.79	1.77
103	3.93	3.08	2.69	2.46	2.30	2.19	2.10	2.03	1.97	1.92	1.88	1.85	1.82	1.79	1.76
104	3.93	3.08	2.69	2.46	2.30	2.19	2.10	2.03	1.97	1.92	1.88	1.85	1.82	1.79	1.76
105	3.93	3.08	2.69	2.46	2.30	2.19	2.10	2.03	1.97	1.92	1.88	1.85	1.81	1.79	1.76
106	3.93	3.08	2.69	2.46	2.30	2.19	2.10	2.03	1.97	1.92	1.88	1.84	1.81	1.79	1.76
107	3.93	3.08	2.69	2.46	2.30	2.18	2.10	2.03	1.97	1.92	1.88	1.84	1.81	1.79	1.76
108	3.93	3.08	2.69	2.46	2.30	2.18	2.10	2.03	1.97	1.92	1.88	1.84	1.81	1.78	1.76
109	3.93	3.08	2.69	2.45	2.30	2.18	2.09	2.02	1.97	1.92	1.88	1.84	1.81	1.78	1.76
110	3.93	3.08	2.69	2.45	2.30	2.18	2.09	2.02	1.97	1.92	1.88	1.84	1.81	1.78	1.76
111	3.93	3.08	2.69	2.45	2.30	2.18	2.09	2.02	1.97	1.92	1.88	1.84	1.81	1.78	1.76
112	3.93	3.08	2.69	2.45	2.30	2.18	2.09	2.02	1.96	1.92	1.88	1.84	1.81	1.78	1.76
113	3.93	3.08	2.68	2.45	2.29	2.18	2.09	2.02	1.96	1.92	1.87	1.84	1.81	1.78	1.76
114	3.92	3.08	2.68	2.45	2.29	2.18	2.09	2.02	1.96	1.91	1.87	1.84	1.81	1.78	1.75
115	3.92	3.08	2.68	2.45	2.29	2.18	2.09	2.02	1.96	1.91	1.87	1.84	1.81	1.78	1.75
116	3.92	3.07	2.68	2.45	2.29	2.18	2.09	2.02	1.96	1.91	1.87	1.84	1.81	1.78	1.75
117	3.92	3.07	2.68	2.45	2.29	2.18	2.09	2.02	1.96	1.91	1.87	1.84	1.80	1.78	1.75
118	3.92	3.07	2.68	2.45	2.29	2.18	2.09	2.02	1.96	1.91	1.87	1.84	1.80	1.78	1.75
119	3.92	3.07	2.68	2.45	2.29	2.18	2.09	2.02	1.96	1.91	1.87	1.83	1.80	1.78	1.75
120	3.92	3.07	2.68	2.45	2.29	2.18	2.09	2.02	1.96	1.91	1.87	1.83	1.80	1.78	1.75
121	3.92	3.07	2.68	2.45	2.29	2.17	2.09	2.02	1.96	1.91	1.87	1.83	1.80	1.77	1.75
122	3.92	3.07	2.68	2.45	2.29	2.17	2.09	2.02	1.96	1.91	1.87	1.83	1.80	1.77	1.75
123	3.92	3.07	2.68	2.45	2.29	2.17	2.08	2.01	1.96	1.91	1.87	1.83	1.80	1.77	1.75
124	3.92	3.07	2.68	2.44	2.29	2.17	2.08	2.01	1.96	1.91	1.87	1.83	1.80	1.77	1.75
125	3.92	3.07	2.68	2.44	2.29	2.17	2.08	2.01	1.96	1.91	1.87	1.83	1.80	1.77	1.75
126	3.92	3.07	2.68	2.44	2.29	2.17	2.08	2.01	1.95	1.91	1.87	1.83	1.80	1.77	1.75
127	3.92	3.07	2.68	2.44	2.29	2.17	2.08	2.01	1.95	1.91	1.86	1.83	1.80	1.77	1.75
128	3.92	3.07	2.68	2.44	2.29	2.17	2.08	2.01	1.95	1.91	1.86	1.83	1.80	1.77	1.75
129	3.91	3.07	2.67	2.44	2.28	2.17	2.08	2.01	1.95	1.90	1.86	1.83	1.80	1.77	1.74
130	3.91	3.07	2.67	2.44	2.28	2.17	2.08	2.01	1.95	1.90	1.86	1.83	1.80	1.77	1.74
131	3.91	3.07	2.67	2.44	2.28	2.17	2.08	2.01	1.95	1.90	1.86	1.83	1.80	1.77	1.74
132	3.91	3.06	2.67	2.44	2.28	2.17	2.08	2.01	1.95	1.90	1.86	1.83	1.79	1.77	1.74
133	3.91	3.06	2.67	2.44	2.28	2.17	2.08	2.01	1.95	1.90	1.86	1.83	1.79	1.77	1.74
134	3.91	3.06	2.67	2.44	2.28	2.17	2.08	2.01	1.95	1.90	1.86	1.83	1.79	1.77	1.74
135	3.91	3.06	2.67	2.44	2.28	2.17	2.08	2.01	1.95	1.90	1.86	1.82	1.79	1.77	1.74

Titik Persentase Distribusi F untuk Probabilita = 0,05

df untuk penyebut (N2)	df untuk pembilang (N1)														
	1	2	3	4	5	6	7	8	9	10	11	12	13	14	15
136	3.91	3.06	2.67	2.44	2.28	2.17	2.08	2.01	1.95	1.90	1.86	1.82	1.79	1.77	1.74
137	3.91	3.06	2.67	2.44	2.28	2.17	2.08	2.01	1.95	1.90	1.86	1.82	1.79	1.76	1.74
138	3.91	3.06	2.67	2.44	2.28	2.16	2.08	2.01	1.95	1.90	1.86	1.82	1.79	1.76	1.74
139	3.91	3.06	2.67	2.44	2.28	2.16	2.08	2.01	1.95	1.90	1.86	1.82	1.79	1.76	1.74
140	3.91	3.06	2.67	2.44	2.28	2.16	2.08	2.01	1.95	1.90	1.86	1.82	1.79	1.76	1.74
141	3.91	3.06	2.67	2.44	2.28	2.16	2.08	2.00	1.95	1.90	1.86	1.82	1.79	1.76	1.74
142	3.91	3.06	2.67	2.44	2.28	2.16	2.07	2.00	1.95	1.90	1.86	1.82	1.79	1.76	1.74
143	3.91	3.06	2.67	2.43	2.28	2.16	2.07	2.00	1.95	1.90	1.86	1.82	1.79	1.76	1.74
144	3.91	3.06	2.67	2.43	2.28	2.16	2.07	2.00	1.95	1.90	1.86	1.82	1.79	1.76	1.74
145	3.91	3.06	2.67	2.43	2.28	2.16	2.07	2.00	1.94	1.90	1.86	1.82	1.79	1.76	1.74
146	3.91	3.06	2.67	2.43	2.28	2.16	2.07	2.00	1.94	1.90	1.85	1.82	1.79	1.76	1.74
147	3.91	3.06	2.67	2.43	2.28	2.16	2.07	2.00	1.94	1.90	1.85	1.82	1.79	1.76	1.73
148	3.91	3.06	2.67	2.43	2.28	2.16	2.07	2.00	1.94	1.90	1.85	1.82	1.79	1.76	1.73
149	3.90	3.06	2.67	2.43	2.27	2.16	2.07	2.00	1.94	1.89	1.85	1.82	1.79	1.76	1.73
150	3.90	3.06	2.66	2.43	2.27	2.16	2.07	2.00	1.94	1.89	1.85	1.82	1.79	1.76	1.73
151	3.90	3.06	2.66	2.43	2.27	2.16	2.07	2.00	1.94	1.89	1.85	1.82	1.79	1.76	1.73
152	3.90	3.06	2.66	2.43	2.27	2.16	2.07	2.00	1.94	1.89	1.85	1.82	1.79	1.76	1.73
153	3.90	3.06	2.66	2.43	2.27	2.16	2.07	2.00	1.94	1.89	1.85	1.82	1.78	1.76	1.73
154	3.90	3.05	2.66	2.43	2.27	2.16	2.07	2.00	1.94	1.89	1.85	1.82	1.78	1.76	1.73
155	3.90	3.05	2.66	2.43	2.27	2.16	2.07	2.00	1.94	1.89	1.85	1.82	1.78	1.76	1.73
156	3.90	3.05	2.66	2.43	2.27	2.16	2.07	2.00	1.94	1.89	1.85	1.81	1.78	1.76	1.73
157	3.90	3.05	2.66	2.43	2.27	2.16	2.07	2.00	1.94	1.89	1.85	1.81	1.78	1.76	1.73
158	3.90	3.05	2.66	2.43	2.27	2.16	2.07	2.00	1.94	1.89	1.85	1.81	1.78	1.75	1.73
159	3.90	3.05	2.66	2.43	2.27	2.16	2.07	2.00	1.94	1.89	1.85	1.81	1.78	1.75	1.73
160	3.90	3.05	2.66	2.43	2.27	2.16	2.07	2.00	1.94	1.89	1.85	1.81	1.78	1.75	1.73
161	3.90	3.05	2.66	2.43	2.27	2.16	2.07	2.00	1.94	1.89	1.85	1.81	1.78	1.75	1.73
162	3.90	3.05	2.66	2.43	2.27	2.15	2.07	2.00	1.94	1.89	1.85	1.81	1.78	1.75	1.73
163	3.90	3.05	2.66	2.43	2.27	2.15	2.07	2.00	1.94	1.89	1.85	1.81	1.78	1.75	1.73
164	3.90	3.05	2.66	2.43	2.27	2.15	2.07	2.00	1.94	1.89	1.85	1.81	1.78	1.75	1.73
165	3.90	3.05	2.66	2.43	2.27	2.15	2.07	1.99	1.94	1.89	1.85	1.81	1.78	1.75	1.73
166	3.90	3.05	2.66	2.43	2.27	2.15	2.07	1.99	1.94	1.89	1.85	1.81	1.78	1.75	1.73
167	3.90	3.05	2.66	2.43	2.27	2.15	2.06	1.99	1.94	1.89	1.85	1.81	1.78	1.75	1.73
168	3.90	3.05	2.66	2.43	2.27	2.15	2.06	1.99	1.94	1.89	1.85	1.81	1.78	1.75	1.73
169	3.90	3.05	2.66	2.43	2.27	2.15	2.06	1.99	1.94	1.89	1.85	1.81	1.78	1.75	1.73
170	3.90	3.05	2.66	2.42	2.27	2.15	2.06	1.99	1.94	1.89	1.85	1.81	1.78	1.75	1.73
171	3.90	3.05	2.66	2.42	2.27	2.15	2.06	1.99	1.93	1.89	1.85	1.81	1.78	1.75	1.73
172	3.90	3.05	2.66	2.42	2.27	2.15	2.06	1.99	1.93	1.89	1.84	1.81	1.78	1.75	1.72
173	3.90	3.05	2.66	2.42	2.27	2.15	2.06	1.99	1.93	1.89	1.84	1.81	1.78	1.75	1.72
174	3.90	3.05	2.66	2.42	2.27	2.15	2.06	1.99	1.93	1.89	1.84	1.81	1.78	1.75	1.72
175	3.90	3.05	2.66	2.42	2.27	2.15	2.06	1.99	1.93	1.89	1.84	1.81	1.78	1.75	1.72
176	3.89	3.05	2.66	2.42	2.27	2.15	2.06	1.99	1.93	1.88	1.84	1.81	1.78	1.75	1.72
177	3.89	3.05	2.66	2.42	2.27	2.15	2.06	1.99	1.93	1.88	1.84	1.81	1.78	1.75	1.72
178	3.89	3.05	2.66	2.42	2.26	2.15	2.06	1.99	1.93	1.88	1.84	1.81	1.78	1.75	1.72
179	3.89	3.05	2.66	2.42	2.26	2.15	2.06	1.99	1.93	1.88	1.84	1.81	1.78	1.75	1.72
180	3.89	3.05	2.65	2.42	2.26	2.15	2.06	1.99	1.93	1.88	1.84	1.81	1.77	1.75	1.72

Titik Persentase Distribusi F untuk Probabilita = 0,05

df untuk penyebut (N2)	df untuk pembilang (N1)														
	1	2	3	4	5	6	7	8	9	10	11	12	13	14	15
181	3.89	3.05	2.65	2.42	2.26	2.15	2.06	1.99	1.93	1.88	1.84	1.81	1.77	1.75	1.72
182	3.89	3.05	2.65	2.42	2.26	2.15	2.06	1.99	1.93	1.88	1.84	1.81	1.77	1.75	1.72
183	3.89	3.05	2.65	2.42	2.26	2.15	2.06	1.99	1.93	1.88	1.84	1.81	1.77	1.75	1.72
184	3.89	3.05	2.65	2.42	2.26	2.15	2.06	1.99	1.93	1.88	1.84	1.81	1.77	1.75	1.72
185	3.89	3.04	2.65	2.42	2.26	2.15	2.06	1.99	1.93	1.88	1.84	1.80	1.77	1.75	1.72
186	3.89	3.04	2.65	2.42	2.26	2.15	2.06	1.99	1.93	1.88	1.84	1.80	1.77	1.75	1.72
187	3.89	3.04	2.65	2.42	2.26	2.15	2.06	1.99	1.93	1.88	1.84	1.80	1.77	1.74	1.72
188	3.89	3.04	2.65	2.42	2.26	2.15	2.06	1.99	1.93	1.88	1.84	1.80	1.77	1.74	1.72
189	3.89	3.04	2.65	2.42	2.26	2.15	2.06	1.99	1.93	1.88	1.84	1.80	1.77	1.74	1.72
190	3.89	3.04	2.65	2.42	2.26	2.15	2.06	1.99	1.93	1.88	1.84	1.80	1.77	1.74	1.72
191	3.89	3.04	2.65	2.42	2.26	2.15	2.06	1.99	1.93	1.88	1.84	1.80	1.77	1.74	1.72
192	3.89	3.04	2.65	2.42	2.26	2.15	2.06	1.99	1.93	1.88	1.84	1.80	1.77	1.74	1.72
193	3.89	3.04	2.65	2.42	2.26	2.15	2.06	1.99	1.93	1.88	1.84	1.80	1.77	1.74	1.72
194	3.89	3.04	2.65	2.42	2.26	2.15	2.06	1.99	1.93	1.88	1.84	1.80	1.77	1.74	1.72
195	3.89	3.04	2.65	2.42	2.26	2.15	2.06	1.99	1.93	1.88	1.84	1.80	1.77	1.74	1.72
196	3.89	3.04	2.65	2.42	2.26	2.15	2.06	1.99	1.93	1.88	1.84	1.80	1.77	1.74	1.72
197	3.89	3.04	2.65	2.42	2.26	2.14	2.06	1.99	1.93	1.88	1.84	1.80	1.77	1.74	1.72
198	3.89	3.04	2.65	2.42	2.26	2.14	2.06	1.99	1.93	1.88	1.84	1.80	1.77	1.74	1.72
199	3.89	3.04	2.65	2.42	2.26	2.14	2.06	1.99	1.93	1.88	1.84	1.80	1.77	1.74	1.72
200	3.89	3.04	2.65	2.42	2.26	2.14	2.06	1.98	1.93	1.88	1.84	1.80	1.77	1.74	1.72
201	3.89	3.04	2.65	2.42	2.26	2.14	2.06	1.98	1.93	1.88	1.84	1.80	1.77	1.74	1.72
202	3.89	3.04	2.65	2.42	2.26	2.14	2.06	1.98	1.93	1.88	1.84	1.80	1.77	1.74	1.72
203	3.89	3.04	2.65	2.42	2.26	2.14	2.05	1.98	1.93	1.88	1.84	1.80	1.77	1.74	1.72
204	3.89	3.04	2.65	2.42	2.26	2.14	2.05	1.98	1.93	1.88	1.84	1.80	1.77	1.74	1.72
205	3.89	3.04	2.65	2.42	2.26	2.14	2.05	1.98	1.93	1.88	1.84	1.80	1.77	1.74	1.72
206	3.89	3.04	2.65	2.42	2.26	2.14	2.05	1.98	1.93	1.88	1.84	1.80	1.77	1.74	1.72
207	3.89	3.04	2.65	2.42	2.26	2.14	2.05	1.98	1.93	1.88	1.84	1.80	1.77	1.74	1.71
208	3.89	3.04	2.65	2.42	2.26	2.14	2.05	1.98	1.93	1.88	1.83	1.80	1.77	1.74	1.71
209	3.89	3.04	2.65	2.41	2.26	2.14	2.05	1.98	1.92	1.88	1.83	1.80	1.77	1.74	1.71
210	3.89	3.04	2.65	2.41	2.26	2.14	2.05	1.98	1.92	1.88	1.83	1.80	1.77	1.74	1.71
211	3.89	3.04	2.65	2.41	2.26	2.14	2.05	1.98	1.92	1.88	1.83	1.80	1.77	1.74	1.71
212	3.89	3.04	2.65	2.41	2.26	2.14	2.05	1.98	1.92	1.88	1.83	1.80	1.77	1.74	1.71
213	3.89	3.04	2.65	2.41	2.26	2.14	2.05	1.98	1.92	1.88	1.83	1.80	1.77	1.74	1.71
214	3.89	3.04	2.65	2.41	2.26	2.14	2.05	1.98	1.92	1.88	1.83	1.80	1.77	1.74	1.71
215	3.89	3.04	2.65	2.41	2.26	2.14	2.05	1.98	1.92	1.87	1.83	1.80	1.77	1.74	1.71
216	3.88	3.04	2.65	2.41	2.26	2.14	2.05	1.98	1.92	1.87	1.83	1.80	1.77	1.74	1.71
217	3.88	3.04	2.65	2.41	2.26	2.14	2.05	1.98	1.92	1.87	1.83	1.80	1.77	1.74	1.71
218	3.88	3.04	2.65	2.41	2.26	2.14	2.05	1.98	1.92	1.87	1.83	1.80	1.77	1.74	1.71
219	3.88	3.04	2.65	2.41	2.26	2.14	2.05	1.98	1.92	1.87	1.83	1.80	1.77	1.74	1.71
220	3.88	3.04	2.65	2.41	2.26	2.14	2.05	1.98	1.92	1.87	1.83	1.80	1.76	1.74	1.71
221	3.88	3.04	2.65	2.41	2.25	2.14	2.05	1.98	1.92	1.87	1.83	1.80	1.76	1.74	1.71
222	3.88	3.04	2.65	2.41	2.25	2.14	2.05	1.98	1.92	1.87	1.83	1.80	1.76	1.74	1.71
223	3.88	3.04	2.65	2.41	2.25	2.14	2.05	1.98	1.92	1.87	1.83	1.80	1.76	1.74	1.71
224	3.88	3.04	2.64	2.41	2.25	2.14	2.05	1.98	1.92	1.87	1.83	1.80	1.76	1.74	1.71
225	3.88	3.04	2.64	2.41	2.25	2.14	2.05	1.98	1.92	1.87	1.83	1.80	1.76	1.74	1.71

Titik Persentase Distribusi t

d.f. = 1 - 200

Diproduksi oleh: Junaidi
<http://junaidichaniago.wordpress.com>

Titik Persentase Distribusi t (df = 1 – 40)

df	Pr 0.25 0.50	0.10 0.20	0.05 0.10	0.025 0.050	0.01 0.02	0.005 0.010	0.001 0.002
1	1.00000	3.07768	6.31375	12.70620	31.82052	63.65674	318.30884
2	0.81650	1.88562	2.91999	4.30265	6.96456	9.92484	22.32712
3	0.76489	1.63774	2.35336	3.18245	4.54070	5.84091	10.21453
4	0.74070	1.53321	2.13185	2.77645	3.74695	4.60409	7.17318
5	0.72669	1.47588	2.01505	2.57058	3.36493	4.03214	5.89343
6	0.71756	1.43976	1.94318	2.44691	3.14267	3.70743	5.20763
7	0.71114	1.41492	1.89458	2.36462	2.99795	3.49948	4.78529
8	0.70639	1.39682	1.85955	2.30600	2.89646	3.35539	4.50079
9	0.70272	1.38303	1.83311	2.26216	2.82144	3.24984	4.29681
10	0.69981	1.37218	1.81246	2.22814	2.76377	3.16927	4.14370
11	0.69745	1.36343	1.79588	2.20099	2.71808	3.10581	4.02470
12	0.69548	1.35622	1.78229	2.17881	2.68100	3.05454	3.92963
13	0.69383	1.35017	1.77093	2.16037	2.65031	3.01228	3.85198
14	0.69242	1.34503	1.76131	2.14479	2.62449	2.97684	3.78739
15	0.69120	1.34061	1.75305	2.13145	2.60248	2.94671	3.73283
16	0.69013	1.33676	1.74588	2.11991	2.58349	2.92078	3.68615
17	0.68920	1.33338	1.73961	2.10982	2.56693	2.89823	3.64577
18	0.68836	1.33039	1.73406	2.10092	2.55238	2.87844	3.61048
19	0.68762	1.32773	1.72913	2.09302	2.53948	2.86093	3.57940
20	0.68695	1.32534	1.72472	2.08596	2.52798	2.84534	3.55181
21	0.68635	1.32319	1.72074	2.07961	2.51765	2.83136	3.52715
22	0.68581	1.32124	1.71714	2.07387	2.50832	2.81876	3.50499
23	0.68531	1.31946	1.71387	2.06866	2.49987	2.80734	3.48496
24	0.68485	1.31784	1.71088	2.06390	2.49216	2.79694	3.46678
25	0.68443	1.31635	1.70814	2.05954	2.48511	2.78744	3.45019
26	0.68404	1.31497	1.70562	2.05553	2.47863	2.77871	3.43500
27	0.68368	1.31370	1.70329	2.05183	2.47266	2.77068	3.42103
28	0.68335	1.31253	1.70113	2.04841	2.46714	2.76326	3.40816
29	0.68304	1.31143	1.69913	2.04523	2.46202	2.75639	3.39624
30	0.68276	1.31042	1.69726	2.04227	2.45726	2.75000	3.38518
31	0.68249	1.30946	1.69552	2.03951	2.45282	2.74404	3.37490
32	0.68223	1.30857	1.69389	2.03693	2.44868	2.73848	3.36531
33	0.68200	1.30774	1.69236	2.03452	2.44479	2.73328	3.35634
34	0.68177	1.30695	1.69092	2.03224	2.44115	2.72839	3.34793
35	0.68156	1.30621	1.68957	2.03011	2.43772	2.72381	3.34005
36	0.68137	1.30551	1.68830	2.02809	2.43449	2.71948	3.33262
37	0.68118	1.30485	1.68709	2.02619	2.43145	2.71541	3.32563
38	0.68100	1.30423	1.68595	2.02439	2.42857	2.71156	3.31903
39	0.68083	1.30364	1.68488	2.02269	2.42584	2.70791	3.31279
40	0.68067	1.30308	1.68385	2.02108	2.42326	2.70446	3.30688

Catatan: Probabilita yang lebih kecil yang ditunjukkan pada judul tiap kolom adalah luas daerah dalam satu ujung, sedangkan probabilitas yang lebih besar adalah luas daerah dalam kedua ujung

Titik Persentase Distribusi t (df = 41 – 80)

df \ Pr	0.25	0.10	0.05	0.025	0.01	0.005	0.001
	0.50	0.20	0.10	0.050	0.02	0.010	0.002
41	0.68052	1.30254	1.68288	2.01954	2.42080	2.70118	3.30127
42	0.68038	1.30204	1.68195	2.01808	2.41847	2.69807	3.29595
43	0.68024	1.30155	1.68107	2.01669	2.41625	2.69510	3.29089
44	0.68011	1.30109	1.68023	2.01537	2.41413	2.69228	3.28607
45	0.67998	1.30065	1.67943	2.01410	2.41212	2.68959	3.28148
46	0.67986	1.30023	1.67866	2.01290	2.41019	2.68701	3.27710
47	0.67975	1.29982	1.67793	2.01174	2.40835	2.68456	3.27291
48	0.67964	1.29944	1.67722	2.01063	2.40658	2.68220	3.26891
49	0.67953	1.29907	1.67655	2.00958	2.40489	2.67995	3.26508
50	0.67943	1.29871	1.67591	2.00856	2.40327	2.67779	3.26141
51	0.67933	1.29837	1.67528	2.00758	2.40172	2.67572	3.25789
52	0.67924	1.29805	1.67469	2.00665	2.40022	2.67373	3.25451
53	0.67915	1.29773	1.67412	2.00575	2.39879	2.67182	3.25127
54	0.67906	1.29743	1.67356	2.00488	2.39741	2.66998	3.24815
55	0.67898	1.29713	1.67303	2.00404	2.39608	2.66822	3.24515
56	0.67890	1.29685	1.67252	2.00324	2.39480	2.66651	3.24226
57	0.67882	1.29658	1.67203	2.00247	2.39357	2.66487	3.23948
58	0.67874	1.29632	1.67155	2.00172	2.39238	2.66329	3.23680
59	0.67867	1.29607	1.67109	2.00100	2.39123	2.66176	3.23421
60	0.67860	1.29582	1.67065	2.00030	2.39012	2.66028	3.23171
61	0.67853	1.29558	1.67022	1.99962	2.38905	2.65886	3.22930
62	0.67847	1.29536	1.66980	1.99897	2.38801	2.65748	3.22696
63	0.67840	1.29513	1.66940	1.99834	2.38701	2.65615	3.22471
64	0.67834	1.29492	1.66901	1.99773	2.38604	2.65485	3.22253
65	0.67828	1.29471	1.66864	1.99714	2.38510	2.65360	3.22041
66	0.67823	1.29451	1.66827	1.99656	2.38419	2.65239	3.21837
67	0.67817	1.29432	1.66792	1.99601	2.38330	2.65122	3.21639
68	0.67811	1.29413	1.66757	1.99547	2.38245	2.65008	3.21446
69	0.67806	1.29394	1.66724	1.99495	2.38161	2.64898	3.21260
70	0.67801	1.29376	1.66691	1.99444	2.38081	2.64790	3.21079
71	0.67796	1.29359	1.66660	1.99394	2.38002	2.64686	3.20903
72	0.67791	1.29342	1.66629	1.99346	2.37926	2.64585	3.20733
73	0.67787	1.29326	1.66600	1.99300	2.37852	2.64487	3.20567
74	0.67782	1.29310	1.66571	1.99254	2.37780	2.64391	3.20406
75	0.67778	1.29294	1.66543	1.99210	2.37710	2.64298	3.20249
76	0.67773	1.29279	1.66515	1.99167	2.37642	2.64208	3.20096
77	0.67769	1.29264	1.66488	1.99125	2.37576	2.64120	3.19948
78	0.67765	1.29250	1.66462	1.99085	2.37511	2.64034	3.19804
79	0.67761	1.29236	1.66437	1.99045	2.37448	2.63950	3.19663
80	0.67757	1.29222	1.66412	1.99006	2.37387	2.63869	3.19526

Catatan: Probabilita yang lebih kecil yang ditunjukkan pada judul tiap kolom adalah luas daerah dalam satu ujung, sedangkan probabilitas yang lebih besar adalah luas daerah dalam kedua ujung

Titik Persentase Distribusi t (df = 81 –120)

df \ Pr	0.25	0.10	0.05	0.025	0.01	0.005	0.001
	0.50	0.20	0.10	0.050	0.02	0.010	0.002
81	0.67753	1.29209	1.66388	1.98969	2.37327	2.63790	3.19392
82	0.67749	1.29196	1.66365	1.98932	2.37269	2.63712	3.19262
83	0.67746	1.29183	1.66342	1.98896	2.37212	2.63637	3.19135
84	0.67742	1.29171	1.66320	1.98861	2.37156	2.63563	3.19011
85	0.67739	1.29159	1.66298	1.98827	2.37102	2.63491	3.18890
86	0.67735	1.29147	1.66277	1.98793	2.37049	2.63421	3.18772
87	0.67732	1.29136	1.66256	1.98761	2.36998	2.63353	3.18657
88	0.67729	1.29125	1.66235	1.98729	2.36947	2.63286	3.18544
89	0.67726	1.29114	1.66216	1.98698	2.36898	2.63220	3.18434
90	0.67723	1.29103	1.66196	1.98667	2.36850	2.63157	3.18327
91	0.67720	1.29092	1.66177	1.98638	2.36803	2.63094	3.18222
92	0.67717	1.29082	1.66159	1.98609	2.36757	2.63033	3.18119
93	0.67714	1.29072	1.66140	1.98580	2.36712	2.62973	3.18019
94	0.67711	1.29062	1.66123	1.98552	2.36667	2.62915	3.17921
95	0.67708	1.29053	1.66105	1.98525	2.36624	2.62858	3.17825
96	0.67705	1.29043	1.66088	1.98498	2.36582	2.62802	3.17731
97	0.67703	1.29034	1.66071	1.98472	2.36541	2.62747	3.17639
98	0.67700	1.29025	1.66055	1.98447	2.36500	2.62693	3.17549
99	0.67698	1.29016	1.66039	1.98422	2.36461	2.62641	3.17460
100	0.67695	1.29007	1.66023	1.98397	2.36422	2.62589	3.17374
101	0.67693	1.28999	1.66008	1.98373	2.36384	2.62539	3.17289
102	0.67690	1.28991	1.65993	1.98350	2.36346	2.62489	3.17206
103	0.67688	1.28982	1.65978	1.98326	2.36310	2.62441	3.17125
104	0.67686	1.28974	1.65964	1.98304	2.36274	2.62393	3.17045
105	0.67683	1.28967	1.65950	1.98282	2.36239	2.62347	3.16967
106	0.67681	1.28959	1.65936	1.98260	2.36204	2.62301	3.16890
107	0.67679	1.28951	1.65922	1.98238	2.36170	2.62256	3.16815
108	0.67677	1.28944	1.65909	1.98217	2.36137	2.62212	3.16741
109	0.67675	1.28937	1.65895	1.98197	2.36105	2.62169	3.16669
110	0.67673	1.28930	1.65882	1.98177	2.36073	2.62126	3.16598
111	0.67671	1.28922	1.65870	1.98157	2.36041	2.62085	3.16528
112	0.67669	1.28916	1.65857	1.98137	2.36010	2.62044	3.16460
113	0.67667	1.28909	1.65845	1.98118	2.35980	2.62004	3.16392
114	0.67665	1.28902	1.65833	1.98099	2.35950	2.61964	3.16326
115	0.67663	1.28896	1.65821	1.98081	2.35921	2.61926	3.16262
116	0.67661	1.28889	1.65810	1.98063	2.35892	2.61888	3.16198
117	0.67659	1.28883	1.65798	1.98045	2.35864	2.61850	3.16135
118	0.67657	1.28877	1.65787	1.98027	2.35837	2.61814	3.16074
119	0.67656	1.28871	1.65776	1.98010	2.35809	2.61778	3.16013
120	0.67654	1.28865	1.65765	1.97993	2.35782	2.61742	3.15954

Catatan: Probabilita yang lebih kecil yang ditunjukkan pada judul tiap kolom adalah luas daerah dalam satu ujung, sedangkan probabilitas yang lebih besar adalah luas daerah dalam kedua ujung

Titik Persentase Distribusi t (df = 121 –160)

df \ Pr	0.25	0.10	0.05	0.025	0.01	0.005	0.001
	0.50	0.20	0.10	0.050	0.02	0.010	0.002
121	0.67652	1.28859	1.65754	1.97976	2.35756	2.61707	3.15895
122	0.67651	1.28853	1.65744	1.97960	2.35730	2.61673	3.15838
123	0.67649	1.28847	1.65734	1.97944	2.35705	2.61639	3.15781
124	0.67647	1.28842	1.65723	1.97928	2.35680	2.61606	3.15726
125	0.67646	1.28836	1.65714	1.97912	2.35655	2.61573	3.15671
126	0.67644	1.28831	1.65704	1.97897	2.35631	2.61541	3.15617
127	0.67643	1.28825	1.65694	1.97882	2.35607	2.61510	3.15565
128	0.67641	1.28820	1.65685	1.97867	2.35583	2.61478	3.15512
129	0.67640	1.28815	1.65675	1.97852	2.35560	2.61448	3.15461
130	0.67638	1.28810	1.65666	1.97838	2.35537	2.61418	3.15411
131	0.67637	1.28805	1.65657	1.97824	2.35515	2.61388	3.15361
132	0.67635	1.28800	1.65648	1.97810	2.35493	2.61359	3.15312
133	0.67634	1.28795	1.65639	1.97796	2.35471	2.61330	3.15264
134	0.67633	1.28790	1.65630	1.97783	2.35450	2.61302	3.15217
135	0.67631	1.28785	1.65622	1.97769	2.35429	2.61274	3.15170
136	0.67630	1.28781	1.65613	1.97756	2.35408	2.61246	3.15124
137	0.67628	1.28776	1.65605	1.97743	2.35387	2.61219	3.15079
138	0.67627	1.28772	1.65597	1.97730	2.35367	2.61193	3.15034
139	0.67626	1.28767	1.65589	1.97718	2.35347	2.61166	3.14990
140	0.67625	1.28763	1.65581	1.97705	2.35328	2.61140	3.14947
141	0.67623	1.28758	1.65573	1.97693	2.35309	2.61115	3.14904
142	0.67622	1.28754	1.65566	1.97681	2.35289	2.61090	3.14862
143	0.67621	1.28750	1.65558	1.97669	2.35271	2.61065	3.14820
144	0.67620	1.28746	1.65550	1.97658	2.35252	2.61040	3.14779
145	0.67619	1.28742	1.65543	1.97646	2.35234	2.61016	3.14739
146	0.67617	1.28738	1.65536	1.97635	2.35216	2.60992	3.14699
147	0.67616	1.28734	1.65529	1.97623	2.35198	2.60969	3.14660
148	0.67615	1.28730	1.65521	1.97612	2.35181	2.60946	3.14621
149	0.67614	1.28726	1.65514	1.97601	2.35163	2.60923	3.14583
150	0.67613	1.28722	1.65508	1.97591	2.35146	2.60900	3.14545
151	0.67612	1.28718	1.65501	1.97580	2.35130	2.60878	3.14508
152	0.67611	1.28715	1.65494	1.97569	2.35113	2.60856	3.14471
153	0.67610	1.28711	1.65487	1.97559	2.35097	2.60834	3.14435
154	0.67609	1.28707	1.65481	1.97549	2.35081	2.60813	3.14400
155	0.67608	1.28704	1.65474	1.97539	2.35065	2.60792	3.14364
156	0.67607	1.28700	1.65468	1.97529	2.35049	2.60771	3.14330
157	0.67606	1.28697	1.65462	1.97519	2.35033	2.60751	3.14295
158	0.67605	1.28693	1.65455	1.97509	2.35018	2.60730	3.14261
159	0.67604	1.28690	1.65449	1.97500	2.35003	2.60710	3.14228
160	0.67603	1.28687	1.65443	1.97490	2.34988	2.60691	3.14195

Catatan: Probabilita yang lebih kecil yang ditunjukkan pada judul tiap kolom adalah luas daerah dalam satu ujung, sedangkan probabilitas yang lebih besar adalah luas daerah dalam kedua ujung

Titik Persentase Distribusi t (df = 161 –200)

Pr	0.25	0.10	0.05	0.025	0.01	0.005	0.001
df	0.50	0.20	0.10	0.050	0.02	0.010	0.002
161	0.67602	1.28683	1.65437	1.97481	2.34973	2.60671	3.14162
162	0.67601	1.28680	1.65431	1.97472	2.34959	2.60652	3.14130
163	0.67600	1.28677	1.65426	1.97462	2.34944	2.60633	3.14098
164	0.67599	1.28673	1.65420	1.97453	2.34930	2.60614	3.14067
165	0.67598	1.28670	1.65414	1.97445	2.34916	2.60595	3.14036
166	0.67597	1.28667	1.65408	1.97436	2.34902	2.60577	3.14005
167	0.67596	1.28664	1.65403	1.97427	2.34888	2.60559	3.13975
168	0.67595	1.28661	1.65397	1.97419	2.34875	2.60541	3.13945
169	0.67594	1.28658	1.65392	1.97410	2.34862	2.60523	3.13915
170	0.67594	1.28655	1.65387	1.97402	2.34848	2.60506	3.13886
171	0.67593	1.28652	1.65381	1.97393	2.34835	2.60489	3.13857
172	0.67592	1.28649	1.65376	1.97385	2.34822	2.60471	3.13829
173	0.67591	1.28646	1.65371	1.97377	2.34810	2.60455	3.13801
174	0.67590	1.28644	1.65366	1.97369	2.34797	2.60438	3.13773
175	0.67589	1.28641	1.65361	1.97361	2.34784	2.60421	3.13745
176	0.67589	1.28638	1.65356	1.97353	2.34772	2.60405	3.13718
177	0.67588	1.28635	1.65351	1.97346	2.34760	2.60389	3.13691
178	0.67587	1.28633	1.65346	1.97338	2.34748	2.60373	3.13665
179	0.67586	1.28630	1.65341	1.97331	2.34736	2.60357	3.13638
180	0.67586	1.28627	1.65336	1.97323	2.34724	2.60342	3.13612
181	0.67585	1.28625	1.65332	1.97316	2.34713	2.60326	3.13587
182	0.67584	1.28622	1.65327	1.97308	2.34701	2.60311	3.13561
183	0.67583	1.28619	1.65322	1.97301	2.34690	2.60296	3.13536
184	0.67583	1.28617	1.65318	1.97294	2.34678	2.60281	3.13511
185	0.67582	1.28614	1.65313	1.97287	2.34667	2.60267	3.13487
186	0.67581	1.28612	1.65309	1.97280	2.34656	2.60252	3.13463
187	0.67580	1.28610	1.65304	1.97273	2.34645	2.60238	3.13438
188	0.67580	1.28607	1.65300	1.97266	2.34635	2.60223	3.13415
189	0.67579	1.28605	1.65296	1.97260	2.34624	2.60209	3.13391
190	0.67578	1.28602	1.65291	1.97253	2.34613	2.60195	3.13368
191	0.67578	1.28600	1.65287	1.97246	2.34603	2.60181	3.13345
192	0.67577	1.28598	1.65283	1.97240	2.34593	2.60168	3.13322
193	0.67576	1.28595	1.65279	1.97233	2.34582	2.60154	3.13299
194	0.67576	1.28593	1.65275	1.97227	2.34572	2.60141	3.13277
195	0.67575	1.28591	1.65271	1.97220	2.34562	2.60128	3.13255
196	0.67574	1.28589	1.65267	1.97214	2.34552	2.60115	3.13233
197	0.67574	1.28586	1.65263	1.97208	2.34543	2.60102	3.13212
198	0.67573	1.28584	1.65259	1.97202	2.34533	2.60089	3.13190
199	0.67572	1.28582	1.65255	1.97196	2.34523	2.60076	3.13169
200	0.67572	1.28580	1.65251	1.97190	2.34514	2.60063	3.13148

Catatan: Probabilita yang lebih kecil yang ditunjukkan pada judul tiap kolom adalah luas daerah dalam satu ujung, sedangkan probabilitas yang lebih besar adalah luas daerah dalam kedua ujung