

Lampiran 1: Hasil Olahan Data Tahun 2014

Tahun	Kode Bank	EVA	EPS	DAR	ASSET	PBV
2014	AGRO	1,86	8,32	0,86	24,61	0,82
2014	BABP	4,46	-3,63	0,87	15,48	0,78
2014	BACA	2,90	11,65	0,89	29,59	1,25
2014	BBCA	0,03	668,66	0,86	11,31	3,66
2014	BBKP	0,04	79,73	0,91	13,81	0,84
2014	BBMD	0,03	57,95	0,75	9,61	2,82
2014	BBNI	0,02	578,2	0,82	7,74	1,19
2014	BBNP	0,06	142,62	0,88	5,18	1,05
2014	BBRI	0,06	982,67	0,88	28,07	2,49
2014	BBTN	0,05	108,4	0,92	10,23	0,99
2014	BCIC	0,04	-0,08	0,92	12,99	1,42
2014	BDMN	0,03	271,69	0,83	9,61	0,90
2014	BEKS	0,05	-11,08	0,93	0,45	1,83
2014	BJBR	0,03	115,11	0,84	6,87	0,94
2014	BJTM	0,03	62,95	0,84	14,98	1,04
2014	BKSW	0,02	13,8	0,89	88,63	1,05
2014	BMAS	0,01	6,44	0,87	10,55	1,82
2014	BMRI	0,07	851,65	0,88	16,63	1,81
2014	BNBA	0,01	22,44	0,88	27,43	0,36

2014	BNGA	0,02	93,21	0,88	6,53	0,52
2014	BNII	0,02	11,46	0,9	1,97	0,74
2014	BNLI	0,02	133,54	0,91	11,77	0,60
2014	BSIM	0,04	11,03	0,85	21,85	0,97
2014	BSWD	0,01	122,31	0,89	44,37	3,36
2014	BTPN	0,02	317,28	0,81	7,68	1,01
2014	BVIC	0,03	14,81	0,86	11,44	0,35
2014	INPC	0,03	8,45	0,88	10,69	0,30
2014	MAYA	0,01	125,22	0,92	50,63	1,83
2014	MCOR	0,02	8,95	0,88	23,4	1,39
2014	MEGA	0,03	86,05	0,9	0,26	1,98
2014	NAGA	0,02	2,45	0,9	18,02	1,61
2014	NISP	0,02	116,12	0,86	5,74	0,89
2014	NOBU	0,01	3,61	0,8	15,35	1,64
2014	PNBN	0,02	97,8	0,87	5,2	0,64
2014	SDRA	0,02	26,49	0,76	99,65	1,35

Lampiran 2: Hasil Olahan Data Tahun 2015

Tahun	Kode Bank	EVA	EPS	DAR	ASSET	PBV
2015	AGRO	0,02	7,01	0,84	31	4,10
2015	BABP	5,01	0,43	0,86	28,7	0,75
2015	BACA	3,00	14,18	0,91	31,43	1,10
2015	BBCA	0,03	730,83	0,84	7,59	3,49
2015	BBKP	0,04	105,7	0,92	19,37	0,63
2015	BBMD	0,06	58,87	0,76	8,5	2,25
2015	BBNI	0,02	486,18	0,81	22,09	1,19
2015	BBNP	0,05	98,79	0,86	9,04	1,06
2015	BBRI	0,08	1029,53	0,87	9,54	2,04
2015	BBTN	0,05	174,91	0,92	18,83	1,02
2015	BCIC	0,05	-0,08	0,92	3,95	1,43
2015	BDMN	0,06	249,7	0,82	8,5	0,98
2015	BEKS	0,05	0	0	0,67	5,45
2015	BJBR	0,04	142,02	0,86	16,96	3,41
2015	BJTM	0,04	59,29	0,85	12,65	1,21
2015	BKSW	0,04	17,82	0,91	23,6	1,05
2015	BMAS	0,02	10,44	0,84	10,67	2,07
2015	BMRI	0,07	871,5	0,81	6,44	1,77
2015	BNBA	0,02	24,65	0,81	27,39	0,36

2015	BNGA	0,02	17,02	0,88	2,44	0,63
2015	BNII	0,03	16,81	0,9	9,98	1,24
2015	BNLI	0,02	20,79	0,9	1,44	0,54
2015	BSIM	0,02	13,08	0,87	31,09	1,78
2015	BSWD	0,02	-42,88	0,82	17,09	1,94
2015	BTPN	0,02	291,4	0,79	8,03	0,97
2015	BVIC	0,04	13,18	0,86	8,83	0,38
2015	INPC	0,03	5,45	0,89	7,1	0,28
2015	MAYA	0,02	166,7	0,9	30,77	2,95
2015	MCOR	0,02	10,31	0,86	3,27	1,01
2015	MEGA	0,03	151,18	0,83	2,37	1,44
2015	NAGA	0,02	0	0,9	11,98	1,40
2015	NISP	0,02	1,05	0,86	16,38	1,24
2015	NOBU	0,02	4,22	0,82	16,22	2,49
2015	PNBN	0,02	58,41	0,83	6,11	0,54
2015	SDRA	0,02	50,89	0,79	21,83	1,34

Lampiran 3: Hasil Olahan Data Tahun 2016

Tahun	Kode Bank	EVA	EPS	DAR	ASSET	PBV
2016	AGRO	0,03	7,15	0,86	24,43	5,16
2016	BABP	6,19	0,41	0,85	2,54	0,79
2016	BACA	3,30	14,48	0,9	8,11	1,09
2016	BBCA	0,04	835,76	0,83	13,86	3,45
2016	BBKP	0,05	96,79	0,91	5,94	0,60
2016	BBMD	0,07	24,7	0,75	14,94	2,25
2016	BBNI	0,03	608,02	0,82	18,57	1,22
2016	BBNP	0,06	40,61	0,85	6,97	1,06
2016	BBRI	0,09	1061,88	0,85	14,25	2,05
2016	BBTN	0,06	61824,95	0,91	24,66	1,11
2016	BCIC	0,06	-1	0,93	6,8	1,43
2016	BDMN	0,14	278,52	0,79	14,96	1,10
2016	BEKS	0,06	-6,15	0,86	0,54	5,45
2016	BJBR	0,04	119,98	0,85	14,51	2,31
2016	BJTM	0,04	68,8	0,83	0,54	1,31
2016	BKSW	0,02	-74,26	0,86	5,38	1,05
2016	BMAS	0,02	12,5	0,83	18,8	1,98
2016	BMRI	0,09	591,71	0,79	14,14	1,66

2016	BNBA	0,02	20,88	0,82	5,52	0,40
2016	BNGA	0,02	51,68	0,86	3,72	0,73
2016	BNII	0,03	19,09	0,89	3,49	1,28
2016	BNLI	0,02	55,21	0,87	6,38	0,65
2016	BSIM	0,03	20,8	0,84	21,1	1,76
2016	BSWD	0,02	-4931	0,76	23,05	1,94
2016	BTPN	0,02	239,55	0,77	6,23	0,95
2016	BVIC	0,04	0,66	0,86	1,89	0,41
2016	INPC	0,04	5,66	0,84	3,89	0,43
2016	MAYA	0,02	192,68	0,9	13,7	2,81
2016	MCOR	0,02	8,23	0,77	6,11	1,36
2016	MEGA	0,04	163,91	0,8	10,89	1,44
2016	NAGA	0,02	5,16	0,89	21,05	1,06
2016	NISP	0,02	118,38	0,85	7,52	1,08
2016	NOBU	0,02	5,26	0,83	19	2,74
2016	PNBN	0,02	70,95	0,83	6,5	0,60
2016	SDRA	0,03	45,81	0,8	6,08	1,34

Lampiran 4: Sampel Industri Perbankan Tahun 2014

Kode Bank	Nama Bank	Tanggal IPO
AGRO	Bank Rakyat Indonesia Agro Niaga Tbk	08-Agust-03
BABP	Bank MNC internasional Tbk	15-Jul-02
BACA	Bank Capital Indonesia Tbk	08-Okt-07
BBCA	Bank Central Asia Tbk	31-Mei-02
BBKP	Bank Bukopin Tbk	10-Jul-06
BBMD	Bank Mestika Dharma Tbk	08-Jul-13
BBNI	Bank Negara Indonesia (Persero) Tbk	25-Nop-96
BBNP	Bank Nusantara Parahyangan Tbk	10-Jan-01
BBRI	Bank Rakyat Indonesia (Persero) Tbk	10-Nop-03
BBTN	Bank Tabungan Negara (Persero) Tbk	17-Des-09
BCIC	Bank J Trust Indonesia Tbk	25-Jun-97
BDMN	Bank Danamon Indonesia Tbk	06-Des-89
BEKS	Bank Pundi Indonesia Tbk	13-Jul-01
BJBR	Bank Jabar Banten Tbk	08-Jul-10
BJTM	Bank Pembangunan Daerah Jawa Timur Tbk	12-Jul-12
BKSW	Bank QNB Indonesia Tbk	21-Nop-02
BMAS	Bank Maspion Indonesia Tbk	11-Jul-13
BMRI	Bank Mandiri (Persero) Tbk	14-Jul-02
BNBA	Bank Bumi Arta Tbk	31-Des-99
BNGA	Bank CIMB Niaga Tbk	29-Nop-89
BNII	Bank Maybank Indonesia Tbk	21-Nop-89
BNLI	Bank Permata Tbk	15-Jan-90
BSIM	Bank Sinar Mas Tbk	13-Des-10
BSWD	Bank of India Indonesia Tbk	01-Mei-02
BTPN	Bank Tabungan Pensiun Nasional Tbk	12-Mar-08
BVIC	Bank Victoria International Tbk	30-Jun-99
INPC	Bank Artha Graha International Tbk	29-Agust-90
MAYA	Bank Mayapada International Tbk	29-Agust-97
MCOR	Bank Windu Kentjana International Tbk	03-Jul-07
MEGA	Bank Mega Tbk	17-Apr-00
NAGA	Bank Mitraniaga Tbk	09-Jul-13
NISP	Bank OCBC NISP Tbk	20-Okt-94
NOBU	Bank Nationalnobu Tbk	20-Mei-13
PNBN	Bank Pan Indonesia Tbk	29-Des-82
SDRA	Bank Woori Saudara Indonesia 1906 Tbk	15-Des-06

Lampiran 5: Sampel Industri Perbankan Tahun 2015

Kode Bank	Nama Bank	Tanggal IPO
AGRO	Bank Rakyat Indonesia Agro Niaga Tbk	08-Agust-03
BABP	Bank MNC internasional Tbk	15-Jul-02
BACA	Bank Capital Indonesia Tbk	08-Okt-07
BBCA	Bank Central Asia Tbk	31-Mei-02
BBKP	Bank Bukopin Tbk	10-Jul-06
BBMD	Bank Mestika Dharma Tbk	08-Jul-13
BBNI	Bank Negara Indonesia (Persero) Tbk	25-Nop-96
BBNP	Bank Nusantara Parahyangan Tbk	10-Jan-01
BBRI	Bank Rakyat Indonesia (Persero) Tbk	10-Nop-03
BBTN	Bank Tabungan Negara (Persero) Tbk	17-Des-09
BCIC	Bank J Trust Indonesia Tbk	25-Jun-97
BDMN	Bank Danamon Indonesia Tbk	06-Des-89
BEKS	Bank Pundi Indonesia Tbk	13-Jul-01
BJBR	Bank Jabar Banten Tbk	08-Jul-10
BJTM	Bank Pembangunan Daerah Jawa Timur Tbk	12-Jul-12
BKSW	Bank QNB Indonesia Tbk	21-Nop-02
BMAS	Bank Maspion Indonesia Tbk	11-Jul-13
BMRI	Bank Mandiri (Persero) Tbk	14-Jul-02
BNBA	Bank Bumi Arta Tbk	31-Des-99
BNGA	Bank CIMB Niaga Tbk	29-Nop-89
BNII	Bank Maybank Indonesia Tbk	21-Nop-89
BNLI	Bank Permata Tbk	15-Jan-90
BSIM	Bank Sinar Mas Tbk	13-Des-10
BSWD	Bank of India Indonesia Tbk	01-Mei-02
BTPN	Bank Tabungan Pensiun Nasional Tbk	12-Mar-08
BVIC	Bank Victoria International Tbk	30-Jun-99
INPC	Bank Artha Graha International Tbk	29-Agust-90
MAYA	Bank Mayapada International Tbk	29-Agust-97
MCOR	Bank Windu Kentjana International Tbk	03-Jul-07
MEGA	Bank Mega Tbk	17-Apr-00
NAGA	Bank Mitraniaga Tbk	09-Jul-13
NISP	Bank OCBC NISP Tbk	20-Okt-94
NOBU	Bank Nationalnobu Tbk	20-Mei-13
PNBN	Bank Pan Indonesia Tbk	29-Des-82
SDRA	Bank Woori Saudara Indonesia 1906 Tbk	15-Des-06

Lampiran 6: Sampel Industri Perbankan Tahun 2016

Kode Bank	Nama Bank	Tanggal IPO
AGRO	Bank Rakyat Indonesia Agro Niaga Tbk	08-Agust-03
BABP	Bank MNC internasional Tbk	15-Jul-02
BACA	Bank Capital Indonesia Tbk	08-Okt-07
BBCA	Bank Central Asia Tbk	31-Mei-02
BBKP	Bank Bukopin Tbk	10-Jul-06
BBMD	Bank Mestika Dharma Tbk	08-Jul-13
BBNI	Bank Negara Indonesia (Persero) Tbk	25-Nop-96
BBNP	Bank Nusantara Parahyangan Tbk	10-Jan-01
BBRI	Bank Rakyat Indonesia (Persero) Tbk	10-Nop-03
BBTN	Bank Tabungan Negara (Persero) Tbk	17-Des-09
BCIC	Bank J Trust Indonesia Tbk	25-Jun-97
BDMN	Bank Danamon Indonesia Tbk	06-Des-89
BEKS	Bank Pundi Indonesia Tbk	13-Jul-01
BJBR	Bank Jabar Banten Tbk	08-Jul-10
BJTM	Bank Pembangunan Daerah Jawa Timur Tbk	12-Jul-12
BKSW	Bank QNB Indonesia Tbk	21-Nop-02
BMAS	Bank Maspion Indonesia Tbk	11-Jul-13
BMRI	Bank Mandiri (Persero) Tbk	14-Jul-02
BNBA	Bank Bumi Arta Tbk	31-Des-99
BNGA	Bank CIMB Niaga Tbk	29-Nop-89
BNII	Bank Maybank Indonesia Tbk	21-Nop-89
BNLI	Bank Permata Tbk	15-Jan-90
BSIM	Bank Sinar Mas Tbk	13-Des-10
BSWD	Bank of India Indonesia Tbk	01-Mei-02
BTPN	Bank Tabungan Pensiun Nasional Tbk	12-Mar-08
BVIC	Bank Victoria International Tbk	30-Jun-99
INPC	Bank Artha Graha International Tbk	29-Agust-90
MAYA	Bank Mayapada International Tbk	29-Agust-97
MCOR	Bank Windu Kentjana International Tbk	03-Jul-07
MEGA	Bank Mega Tbk	17-Apr-00
NAGA	Bank Mitraniaga Tbk	09-Jul-13
NISP	Bank OCBC NISP Tbk	20-Okt-94
NOBU	Bank Nationalnobu Tbk	20-Mei-13
PNBN	Bank Pan Indonesia Tbk	29-Des-82
SDRA	Bank Woori Saudara Indonesia 1906 Tbk	15-Des-06

Lampiran 7: DESCRIPTIVE STATISTICS

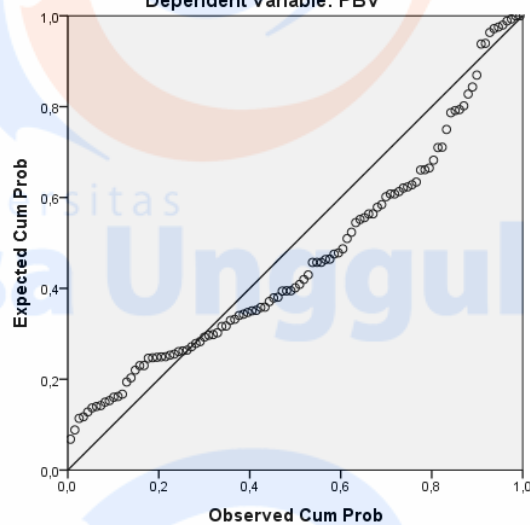
Descriptive Statistics

	N	Minimum	Maximum	Mean	Std. Deviation
ECONOMIC_VALUEADDED	105	,01	6,19	,2865	1,01246
EARNING_PERSHARE	105	-4931,00	61824,95	681,9372	6049,70839
DEBT_ASSETRATIO	105	,00	,93	,8471	,09422
ASSET_GROWTH	105	,26	99,65	14,7260	14,63379
PBV	105	,28	5,45	1,5030	1,04721
Valid N (listwise)	105				

Lampiran 8: UJI NORMALITAS DATA AWAL

Normal P-P Plot of Regression Standardized Residual

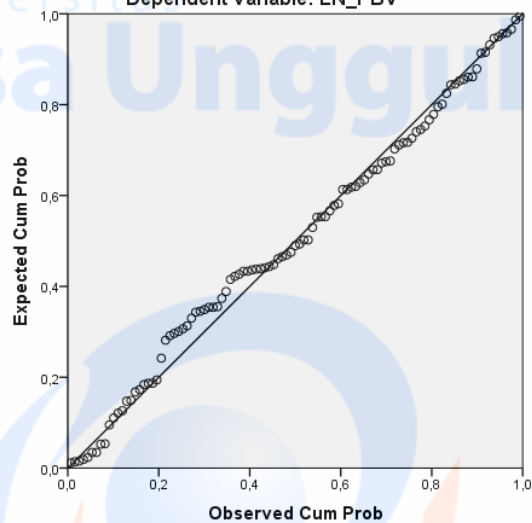
Dependent Variable: PBV



Lampiran 9: UJI NORMALITAS DATA SETELAH DILAKUKAN LOG NATURAL

Normal P-P Plot of Regression Standardized Residual

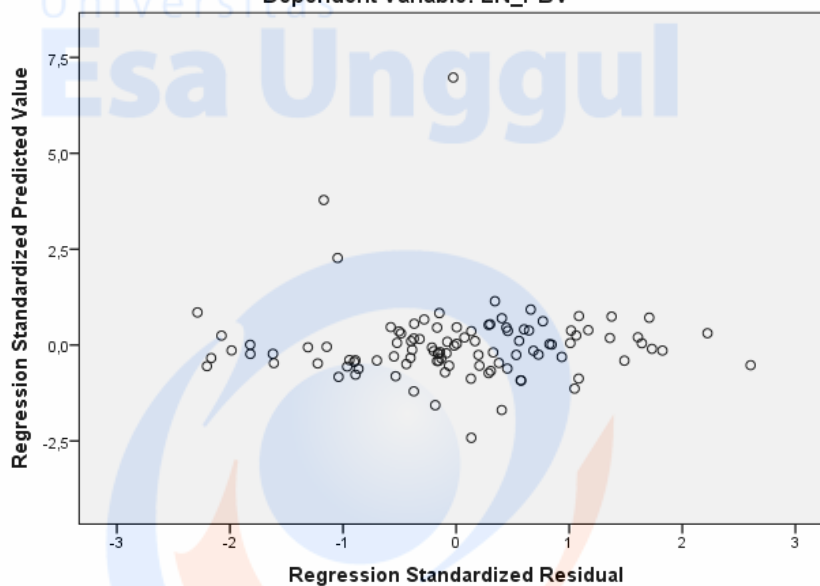
Dependent Variable: LN_PBV



Lampiran 10: UJI HETEROKEDASTISITAS

Scatterplot

Dependent Variable: LN_PBV



Lampiran 11: UJI AUTOKORELASI

Model Summary^b

Model	R	R Square	Adjusted R Square	Std. Error of the Estimate	Change Statistics		
					R Square Change	F Change	df1
1	,337 ^a	,113	,078	,61641	,113	3,195	4

Model Summary^b

Model	Change Statistics		Durbin-Watson
	df2	Sig. F Change	
1	100 ^a	,016	2,006

Lampiran 12: UJI MULTIKOLINEARITAS

Coefficients^a

Model		Unstandardized Coefficients		Standardized Coefficients	t	Sig.
		B	Std. Error	Beta		
1	(Constant)	1,710	,549		3,117	,002
	ECONOMIC_VALUEADDED	-,072	,060	-,114	-1,205	,231
	EARNING_PERSHARE	-3,050E-007	,000	-,003	-,030	,976
	DEBT_ASSETRATIO	-1,883	,646	-,276	-2,913	,004
	ASSET_GROWTH	,007	,004	,170	1,797	,075

Coefficients^a

Model	Correlations			Collinearity Statistics	
	Zero-order	Partial	Part	Tolerance	VIF
(Constant)					
1					
ECONOMIC_VALUEADDED	-,124	-,120	-,113	,992	1,008
EARNING_PERSHARE	-,010	-,003	-,003	,991	1,009
DEBT_ASSETRATIO	-,271	-,280	-,274	,985	1,015
ASSET_GROWTH	,143	,177	,169	,989	1,012

Lampiran 13: Uji F (Uji Simultan)

ANOVA^a

Model		Sum of Squares	df	Mean Square	F	Sig.
1	Regression	4,856	4	1,214	3,195	,016 ^b
	Residual	37,996	100	,380		
	Total	42,853	104			

Lampiran 14: Uji t (Uji Parsial)

Coefficients^a

Model	Unstandardized Coefficients		Standardized Coefficients	t	Sig.	
	B	Std. Error	Beta			
(Constant)	1,710	,549		3,117	,002	
1	ECONOMIC_VALUEADDED	-,072	,060	-,114	-1,205	,231
	EARNING_PERSHARE	-3,050E-007	,000	-,003	-,030	,976
	DEBT_ASSETRATIO	-1,883	,646	-,276	-2,913	,004
	ASSET_GROWTH	,007	,004	,170	1,797	,075

Lampiran 15: Uji Regresi Berganda

Coefficients^a

Model	Unstandardized Coefficients		Standardized Coefficients	t	Sig.	
	B	Std. Error	Beta			
(Constant)	1,710	,549		3,117	,002	
1	ECONOMIC_VALUEADDED	-,072	,060	-,114	-1,205	,231
	EARNING_PERSHARE	-3,050E-007	,000	-,003	-,030	,976
	DEBT_ASSETRATIO	-1,883	,646	-,276	-2,913	,004
	ASSET_GROWTH	,007	,004	,170	1,797	,075

Coefficients^a

Model	Correlations			Collinearity Statistics	
	Zero-order	Partial	Part	Tolerance	VIF
(Constant)					
1					
ECONOMIC_VALUEADDED	-,124	-,120	-,113	,992	1,008
EARNING_PERSHARE	-,010	-,003	-,003	,991	1,009
DEBT_ASSETRATIO	-,271	-,280	-,274	,985	1,015
ASSET_GROWTH	,143	,177	,169	,989	1,012

Lampiran 16: UJI KOEFISIEN DETERMINASI (R²)**Model Summary^b**

Model	R	R Square	Adjusted R Square	Std. Error of the Estimate	Change Statistics		
					R Square Change	F Change	df1
1	,337 ^a	,113	,078	,61641	,113	3,195	4