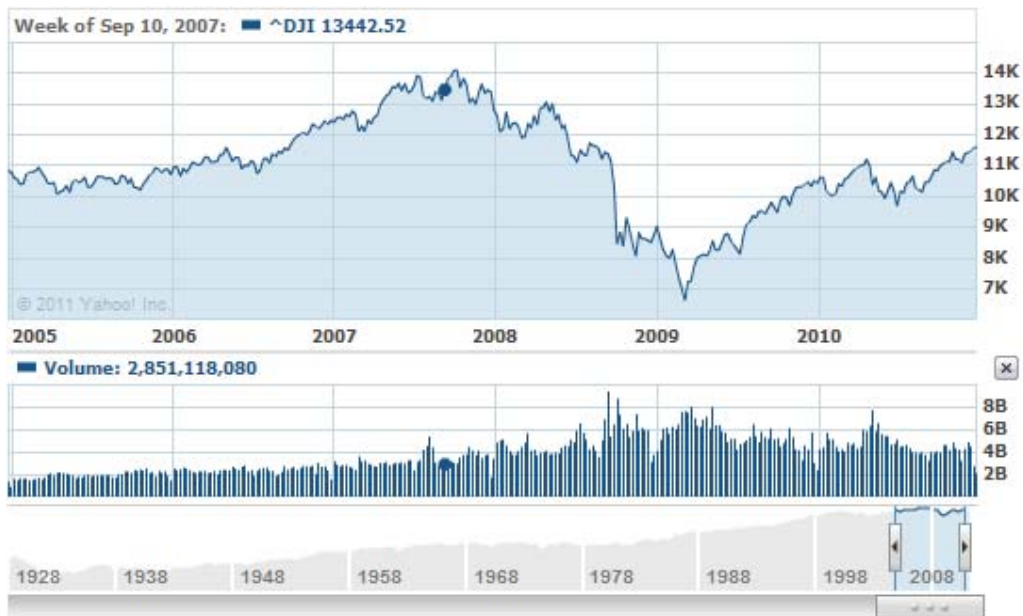


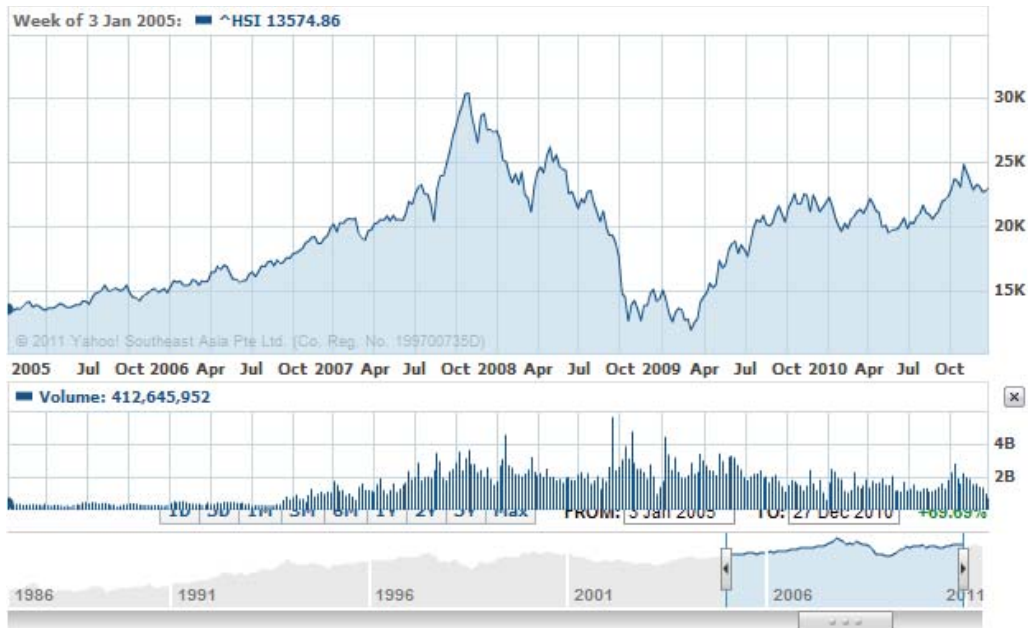
Lampiran 1

1. Grafik *Dow Jones Industrial Average* tahun 2005-2010



Sumber: www.finance.yahoo.com

2. Grafik *Hang Seng Index* tahun 2005-2010



Sumber: www.finance.yahoo.com

Data Analisis Harian Indeks Global pada saat ketika peristiwa *Subprime Mortgage* pada tahun 2007-2008.

Observasi	IHSG (Y)	DJI (X1)	HSI (X2)	NIKKEI (X3)	FTSE (X4)	STI (X5)
01/01/2007	1806.48	12490.78	20563.68	17752.64	6314.8	3108.63
01/02/2007	1816.57	12523.31	20455.62	17897.23	6269.3	3087.74
01/03/2007	1808.44	12621.69	20655.2	17875.65	6228,00	3128.91
01/04/2007	1791.55	12673.68	20679.69	17940.09	6239.9	3130.26
01/05/2007	1783.95	12653.49	20735.05	17939.12	6242,00	3125.56
01/08/2007	1764.01	12661.74	20677.66	17913.21	6203.1	3168.1
01/09/2007	1740.97	12666.31	20593.41	18108.79	6282.2	3217.68
01/10/2007	1759.49	12666.87	20132.25	18188.42	6310.9	3223.32
01/11/2007	1760.02	12637.63	20209.91	18215.35	6317.9	3223.25
01/12/2007	1698.82	12580.83	20538.42	18119.92	6346.3	3236.6
1/15/2007	1732.44	12552.55	20567.91	17604.12	6369.5	3217.76
1/16/2007	1743.19	12654.85	20567.91	17453.51	6346.4	3220.89
1/17/2007	1771.56	12741.86	20651.42	17217.93	6382.8	3170.46
1/18/2007	1764.58	12765.01	20809.23	16642.25	6353.5	3149.16
1/19/2007	1794.52	12767.57	20711.65	16844.5	6381.8	3182.21
1/22/2007	1797.4	12786.64	20507.95	16764.62	6421.2	3252.49
1/23/2007	1762.29	12738.41	20147.87	17090.31	6433.3	3236.93
1/24/2007	1776.36	12686.02	19651.51	17164.04	6419.5	3293.61
1/25/2007	1777.89	12647.48	19346.6	17292.39	6444.4	3288.85
1/26/2007	1775.42	12632.26	19442.01	17178.84	6412.3	3310.44
1/29/2007	1779.24	12216.24	18664.88	16676.89	6357.1	3307.92
1/30/2007	1809.07	12268.63	19058.56	16860.39	6380.9	3232.02
1/31/2007	1805.96	12234.34	18918.64	16744.15	6401.5	3104.15
02/01/2007	1813.72	12114.1	19175.17	17009.55	6434.7	3092.58
02/02/2007	1819.66	12050.41	19134.88	17163.2	6286.1	3078.74
02/05/2007	1800.39	12207.59	19442.42	17419.2	6171.5	2982.29
02/06/2007	1817.72	12192.45	19333.14	17480.61	6116,00	3036.52
02/07/2007	1830.93	12260.7	18836.93	17521.96	6116.2	3059.15
02/08/2007	1849.39	12276.32	18969.44	17365.05	6058.7	3122.49
02/09/2007	1894.58	12318.62	18953.5	17254.73	6138.5	3143.71
02/12/2007	1922.05	12075.96	19266.74	17263.94	6156.5	3182.68
2/13/2007	1895.61	12133.4	19356.9	17287.65	6227.7	3158.9
2/14/2007	1913.74	12159.68	19516.41	17028.41	6245.2	3053.21
2/15/2007	1925.47	12110.41	19690.25	17244.05	6233.3	3094.6
2/16/2007	1931.05	12226.17	19692.64	17544.09	6161.2	3068.75
2/19/2007	1930.39	12288.1	19765.85	17491.42	6000.7	3113.39
2/20/2007	1941.15	12447.52	19706.79	17484.78	6133.2	3116.88

2/21/2007	1963.82	12461.14	19553.87	17743.76	6130.6	3155.69
2/22/2007	1965.44	12481.01	19821.78	17664.69	6189.4	3219.51
2/23/2007	1959.68	12469.07	19800.93	17670.07	6220.3	3205.82
2/26/2007	1918.35	12397.29	19809.7	17540.42	6256.8	3204.55
2/27/2007	1968.73	12300.36	20002.7	17363.95	6318,00	3234.11
2/28/2007	1986.73	12348.75	20209.71	17628.3	6339.4	3201.75
03/01/2007	1981.57	12354.35	20347.87	17527.45	6291.9	3228.88
03/02/2007	1986.67	12382.3	20449.43	17667.33	6292.6	3231.24
03/05/2007	2016.03	12510.93	20380.21	17371.97	6267.2	3246.31
03/06/2007	2019.68	12530.05	20340.97	17452.62	6324.2	3288.36
03/07/2007	1999.17	12560.83	20757.53	17455.37	6308,00	3332.92
03/08/2007	2001.18	12569.14	20788.61	17451.77	6315.5	3345.86
03/09/2007	2008.56	12573.85	20777.09	17236.16	6366.1	3400,00
03/12/2007	2025.65	12484.62	20299.71	17429.17	6364.7	3422.62
3/13/2007	2033.37	12552.96	20566.59	17400.41	6397.3	3420.62
3/14/2007	2037.04	12612.13	20556.57	17274.98	6417.8	3372.69
3/15/2007	2022.79	12720.46	20572.8	17394.92	6413.3	3373.59
3/16/2007	2037.04	12773.04	20536.78	17669.83	6416.4	3414.15
3/19/2007	2047.03	12803.84	20667.29	17656.84	6462.4	3415.32
3/20/2007	2022.29	12808.63	20526.5	17748.12	6516.2	3400.41
3/21/2007	2044.21	12961.98	20318.98	17736.96	6497.8	3291.28
3/22/2007	2037.78	12919.4	20318.98	17553.72	6449.4	3360.67
3/23/2007	2063.76	12953.94	20388.49	17677.94	6440.6	3388.48
3/26/2007	2071.27	13089.89	20681.58	17512.98	6486.8	3374.52
3/27/2007	2078.76	13105.5	20841.08	17529,00	6479.7	3362.68
3/28/2007	2104.25	13120.94	20896.64	17498.6	6429.5	3406.89
3/29/2007	2078.61	13062.91	20706.35	17399.58	6461.9	3398.6
3/30/2007	2060.44	13136.14	20844.78	17556.87	6469.4	3361.29
04/02/2007	2076.76	13211.88	20746.27	17680.05	6418.7	3417.81
04/03/2007	2058.74	13241.38	20468.21	17705.12	6449.2	3450.64
04/04/2007	2055.39	13264.62	20979.24	17696.97	6419.6	3485.76
04/05/2007	2084.33	13312.97	20868.15	17481.21	6484.5	3477.59
04/06/2007	2111.75	13309.07	20937.26	17587.59	6537.8	3439.21
04/09/2007	2093.11	13362.87	20994.61	17672.56	6603.7	3452.72
04/10/2007	2102.45	13215.13	20904.84	17588.26	6550.4	3469.26
04/11/2007	2093.81	13326.22	20927.75	17875.75	6549.6	3446.92
04/12/2007	2054.45	13346.78	20843.92	17958.88	6524.1	3501.1
4/13/2007	2084.03	13383.84	20798.97	17973.42	6565.7	3475.08
4/16/2007	2108.41	13487.53	20798.97	18053.81	6555.5	3501.17
4/17/2007	2088.6	13476.72	20520.66	18040.93	6568.6	3525.51
4/18/2007	2108.41	13556.53	20529.76	18053.38	6559.5	3512.4
4/19/2007	2120.64	13542.88	20469.59	17779.09	6579.3	3514.49

4/20/2007	2126.49	13539.95	20293.76	17834.48	6640.9	3539.82
4/23/2007	2142.19	13525.65	20634.47	17760.91	6636.8	3559.01
4/24/2007	2161.08	13441.13	20602.87	17732.77	6606.6	3530.26
4/25/2007	2152.34	13507.28	20729.59	17842.29	6616.4	3486.63
4/26/2007	2152.32	13521.34	20842.15	17971.49	6565.4	3513.37
4/27/2007	2152.2	13633.08	20818.61	18149.52	6570.5	3527.08
4/30/2007	2153.54	13627.64	20800.16	18163.61	6606.5	3511.13
05/01/2007	2125.34	13668.11	20509.15	18211.68	6602.1	3548.32
05/02/2007	2112.85	13676.32	20615.49	18240.3	6621.4	3579.35
05/03/2007	2139.28	13595.46	20636.39	18188.63	6676.7	3572.9
05/04/2007	2167.82	13465.67	20578.75	18087.48	6664.1	3563.75
05/07/2007	2189.12	13266.73	20867.26	18066.11	6632.8	3546.33
05/08/2007	2196.11	13424.39	21017.05	17849.28	6522.7	3491.59
05/09/2007	2220.93	13424.96	21582.89	17932.27	6505.1	3545.46
05/10/2007	2227.05	13295.01	21582.89	18138.36	6505.1	3561.54
05/11/2007	2271.35	13482.35	21684.67	18146.3	6567.5	3551.22
5/14/2007	2282.38	13553.73	21954.67	18149.9	6520.4	3573.43
5/15/2007	2273.42	13639.48	21999.91	18168.72	6559.6	3581.16
5/16/2007	2284.92	13612.98	21822.35	18221.48	6649.9	3623.79
5/17/2007	2301.34	13635.42	21803.57	18140.94	6732.4	3629.55
5/18/2007	2286.22	13489.42	21705.56	18261.98	6703.5	3628.67
5/21/2007	2301.34	13545.84	21938.22	18252.67	6650.2	3639.49
5/22/2007	2294.59	13360.26	21772.73	18049.51	6649.3	3615.38
5/23/2007	2333.68	13352.05	22151.14	17984.14	6596.00	3580.33
5/24/2007	2366.39	13337.66	22218.55	18238.95	6567.4	3525.1
5/25/2007	2380.21	13427.73	22252.99	18217.27	6588.4	3505.5
5/28/2007	2401.15	13422.28	22531.74	18015.58	6559.3	3538.23
5/29/2007	2394.57	13408.62	22817.43	18116.57	6527.6	3548.2
5/30/2007	2365.26	13535.43	22885.84	18157.93	6571.3	3550.34
5/31/2007	2298.42	13577.3	22607.02	17963.64	6607.9	3569.43
06/01/2007	2301.55	13565.84	22809.02	18002.03	6590.6	3554.85
06/04/2007	2348.67	13611.68	23099.29	17858.42	6639.8	3551.68
06/05/2007	2256.31	13649.97	22953.94	17702.09	6673.1	3561.96
06/06/2007	2270.86	13501.7	23057.3	17283.81	6635.2	3626.72
06/07/2007	2269.79	13577.87	22841.92	17289.3	6690.1	3620.32
06/08/2007	2189.11	13861.73	23016.2	17248.89	6712.7	3594.94
06/11/2007	2174.07	13907.25	23291.9	16870.98	6630.9	3624.56
06/12/2007	2262.64	13950.98	23365.56	16984.11	6615.1	3654.61
6/13/2007	2241.4	13971.55	23472.88	16979.86	6697.7	3653.23
6/14/2007	2207.39	13918.22	23362.18	16914.46	6716.7	3651.05
6/15/2007	2211.46	14000.41	23211.69	16921.77	6697.7	3583.97
6/18/2007	2168.64	13851.08	22570.41	17029.28	6659.1	3604.62

6/19/2007	2029.08	13943.42	22739.9	17170.6	6567.1	3651.38
6/20/2007	1908.64	13716.95	23184.94	16764.09	6640.2	3635.35
6/21/2007	2041.59	13785.07	22455.36	16800.05	6585.2	3665.13
6/22/2007	1993.01	13473.57	22443.25	16844.61	6624.4	3633.54
6/25/2007	2062.99	13265.47	22538.44	16475.61	6498.7	3579.73
6/26/2007	2117.66	13358.31	21936.73	16148.49	6454.3	3492.7
6/27/2007	2143.11	13211.99	21907.99	15273.68	6251.2	3526.29
6/28/2007	2175.35	13362.37	22536.67	15732.48	6215.2	3547.66
6/29/2007	2159.61	13463.33	22439.36	15901.34	6206.1	3431.71
07/02/2007	2134.88	13181.91	21792.71	15900.64	6360.1	3435.46
07/03/2007	2150.72	13468.78	21891.1	16316.32	6250.6	3436.04
07/04/2007	2194.34	13504.3	22007.32	16248.97	6300.3	3308.99
07/05/2007	2213.58	13657.86	21375.72	16301.39	6224.3	3302.01
07/06/2007	2215.12	13270.68	20672.39	16287.49	6189.1	3413.17
07/09/2007	2214.62	13239.54	20387.13	16012.83	6308.8	3359.18
07/10/2007	2220.78	13236.53	21595.63	16153.82	6393.9	3380.61
07/11/2007	2239.9	13028.92	21729.35	16569.09	6271.2	3386.59
07/12/2007	2209.64	12861.47	22346.88	16524.93	6038.3	3273.25
7/13/2007	2211.41	12845.78	22966.97	16420.47	6219.00	3152.16
7/16/2007	2209.93	13079.08	22921.89	16158.45	6143.5	3130.71
7/17/2007	2222.75	13121.35	23577.73	16257.00	6109.3	3322.38
7/18/2007	2225.61	13090.86	23363.76	16122.16	5858.9	3228.66
7/19/2007	2223.22	13236.13	23020.6	15764.97	6064.2	3321.5
7/20/2007	2239.86	13235.88	23484.54	15877.67	6078.7	3370.91
7/23/2007	2313.34	13378.87	23984.14	15797.6	6086.1	3369.45
7/24/2007	2304.63	13322.13	23904.09	15821.19	6196.00	3388.44
7/25/2007	2335.49	13041.85	23886.07	16127.42	6196.9	3343.00
7/26/2007	2353.63	13289.29	24069.17	15801.8	6220.1	3334.66
7/27/2007	2330.36	13238.73	24050.4	16381.54	6102.2	3321.15
7/30/2007	2361.01	13357.74	23982.61	16413.79	6132.2	3392.91
7/31/2007	2378.83	13448.86	23999.7	16312.61	6212.00	3386.22
08/01/2007	2359.21	13305.47	23952.24	16401.73	6303.3	3376.06
08/02/2007	2399.46	13363.35	24310.14	16435.74	6315.2	3445.08
08/03/2007	2464.94	13113.38	24537.02	16832.22	6376.8	3466.06
08/06/2007	2451.59	13127.85	24898.11	16785.69	6270.7	3488.97
08/07/2007	2473.16	13308.39	24599.34	16845.96	6313.3	3441.87
08/08/2007	2500.58	13291.65	24576.85	17046.78	6191.2	3494.57
08/09/2007	2523.7	13424.88	25554.64	17199.89	6134.1	3506.09
08/10/2007	2546.61	13442.52	25701.13	17092.49	6280.7	3504.4
8/13/2007	2591.48	13403.42	25843.78	17065.04	6306.2	3536.4
8/14/2007	2638.21	13739.39	26551.94	17159.9	6363.9	3476.31
8/15/2007	2641.59	13815.56	26430.29	17177.89	6289.3	3477.75

8/16/2007	2616.74	13766.7	26430.29	17458.98	6182.8	3594.36
8/17/2007	2563.75	13820.19	27065.15	17331.17	6283.3	3552.46
8/20/2007	2453.21	13759.06	27142.47	17358.15	6460,00	3542.22
8/21/2007	2553.79	13778.65	27142.47	17137.92	6429,00	3639.02
8/22/2007	2524.98	13878.15	28199.75	16955.31	6456.7	3624.82
8/23/2007	2596.66	13912.94	27479.94	17106.09	6465.9	3650.09
8/24/2007	2624.43	13895.63	26973.98	16814.37	6396.9	3714.77
8/27/2007	2667.53	14087.55	27831.52	16438.47	6433,00	3706.23
8/28/2007	2662.92	14047.31	27770.29	16450.58	6486.4	3755.22
8/29/2007	2643.49	13968.05	28228.04	16358.39	6466.8	3793.83
8/30/2007	2704.66	13974.31	28569.33	16284.17	6506.2	3754.62
8/31/2007	2710.62	14066.01	29133.02	16505.63	6500.4	3783.81
09/03/2007	2652.48	14043.73	28838.37	16698.08	6535.2	3822.62
09/04/2007	2681.9	14164.53	29540.78	16651.01	6547.9	3820.31
09/05/2007	2713.98	14078.69	28954.55	16737.63	6595.8	3865.75
09/06/2007	2678.23	14015.12	29298.71	16870.4	6540.9	3814.45
09/07/2007	2707.67	14093.08	29465.05	16517.48	6615.4	3875.77
09/10/2007	2671.9	13984.8	29465.05	16268.92	6633,00	3857.25
09/11/2007	2654.21	13912.94	28373.63	16249.63	6724.5	3862.02
09/12/2007	2691.87	13892.54	29376.86	16096.68	6730.7	3810.72
9/13/2007	2705.82	13888.96	29333.53	15771.57	6644.5	3839.73
9/14/2007	2668.71	13522.02	29854.49	15583.42	6614.3	3809.69
9/17/2007	2646.81	13566.97	30405.22	15197.09	6677.7	3747.98
9/18/2007	2624.86	13676.23	31586.9	15126.63	6609.4	3642.64
9/19/2007	2563.62	13675.25	31638.22	15499.56	6527.9	3695.3
9/20/2007	2569.52	13671.92	31352.58	15396.3	6459.3	3649.12
9/21/2007	2584.35	13806.7	31492.88	15154.61	6514,00	3707.14
9/24/2007	2648.05	13870.26	30468.34	15042.56	6482,00	3771.55
9/25/2007	2330.26	13792.47	28942.32	15211.52	6576.3	3819.78
9/26/2007	2671.89	13930.01	29438.13	14837.66	6661.3	3798.45
9/27/2007	2699.82	13567.87	29708.93	14888.77	6659,00	3805.7
9/28/2007	2688.33	13595.1	28760.22	15135.21	6721.6	3803.56
10/01/2007	2726.93	13543.4	28783.41	15222.85	6586.1	3715.32
10/02/2007	2752.94	13660.94	27665.73	15153.78	6530.6	3670.18
10/03/2007	2768.06	13300.02	27803.35	15513.74	6461.4	3683.1
10/04/2007	2795.39	13266.29	29166.01	15680.67	6474.9	3673.01
10/05/2007	2778.95	13042.74	28751.21	15628.97	6385.1	3599.67
10/08/2007	2790.27	12987.55	27614.43	15480.19	6381.9	3511.12
10/09/2007	2810.96	13307.09	27460.17	15608.88	6304.9	3475.47
10/10/2007	2795.84	13231.01	27771.21	15874.08	6337.9	3524.91
10/11/2007	2755.73	13110.05	26618.19	15956.37	6362.4	3477.59
10/12/2007	2740.06	13176.79	26004.92	15924.39	6432.1	3440.96

10/15/2007	2664.92	12958.44	26541.09	16044.72	6359.6	3411.72
10/16/2007	2646.23	13010.14	27626.62	15932.26	6291.2	3438.27
10/17/2007	2657.98	12799.04	27210.21	15536.52	6120.8	3347.2
10/18/2007	2714.55	12980.88	27371.24	15514.51	6226.5	3312.88
10/19/2007	2739.71	12743.44	28482.54	15249.79	6070.9	3325.89
10/22/2007	2745.83	12958.44	28643.61	15207.86	6155.3	3418.58
10/23/2007	2731.51	13289.45	28658.42	15030.51	6262.1	3372.64
10/24/2007	2715.07	13311.73	28879.59	15031.6	6180.5	3369.72
10/25/2007	2765.19	13371.72	29345.45	15257.00	6140.7	3478.22
10/26/2007	2776.41	13314.57	29558.92	15552.59	6306.2	3521.27
10/29/2007	2785.63	13248.73	28842.47	15653.54	6349.1	3521.56
10/30/2007	2830.26	13444.96	28501.1	15564.69	6706.00	3527.87
10/31/2007	2810.37	13619.89	29226.84	15307.78	6432.5	3560.05
11/01/2007	2730.03	13625.58	28521.06	14691.41	6386.6	3552.55
11/02/2007	2592.31	13727.03	27744.45	14500.55	6315.2	3557.95
11/05/2007	2649.28	13432.77	27563.64	14528.67	6493.8	3553.08
11/06/2007	2611.13	13473.9	26596.58	14599.16	6485.6	3589.03
11/07/2007	2485.88	13517.96	26732.87	14388.11	6554.9	3549.25
11/08/2007	2294.53	13339.85	27029.26	14110.79	6565.4	3479.31
11/09/2007	2476.28	13167.2	27017.09	13972.63	6536.9	3466.38
11/12/2007	2516.7	13232.47	27626.92	13504.51	6559.8	3353.56
11/13/2007	2620.49	13207.27	28128.8	13783.45	6364.2	3369.31
11/14/2007	2582.05	13245.64	27842.93	13861.29	6397.00	3357.34
11/15/2007	2607.84	13450.65	27370.6	13325.94	6277.8	3398.1
11/16/2007	2610.36	13550.04	27812.65	12573.05	6279.3	3434.53
11/19/2007	2627.25	13551.69	27560.52	12829.06	6284.5	3473.21
11/20/2007	2646.82	13359.61	26887.28	13092.78	6345.6	3477.2
11/21/2007	2701.63	13365.87	27519.69	13629.16	6434.1	3445.82
11/22/2007	2704.25	13264.82	27179.49	13087.91	6479.3	3482.3
11/23/2007	2639.09	13043.96	27112.9	13478.86	6497.8	3461.22
11/26/2007	2589.38	13056.72	27615.85	13345.03	6476.9	3397.06
11/27/2007	2592.07	12800.18	27230.86	13592.47	6456.9	3437.79
11/28/2007	2610.78	12827.49	26867.01	13497.16	6416.7	3353.06
11/29/2007	2675.65	12589.07	26468.13	13859.7	6479.4	3338.27
11/30/2007	2688.19	12735.31	25837.78	13745.5	6348.5	3344.53
12/03/2007	2684.7	12853.09	24450.85	13099.24	6335.7	3050.09
12/04/2007	2711.87	12606.3	25114.98	13207.15	6356.5	3159.48
12/05/2007	2689.26	12778.15	25201.87	13017.24	6272.7	3041.06
12/06/2007	2734.21	12501.11	23818.86	13021.96	6222.7	3049.9
12/07/2007	2741.18	12466.16	21757.63	13068.3	6202.00	3000.03
12/10/2007	2751.86	12159.21	24090.17	13626.45	6215.7	2981.75
12/11/2007	2738.87	12099.3	23539.27	13622.56	6025.6	3007.8

12/12/2007	2740.14	11971.19	25122.37	13757.91	5942.9	3077.08
12/13/2007	2756.32	12270.17	24053.61	13310.37	5902.4	3038.42
12/14/2007	2721.95	12378.61	24291.8	13688.28	5901.7	2931.97
12/17/2007	2652.31	12207.17	23653.69	13500.46	5578.2	2868.29
12/18/2007	2634.75	12383.89	23455.74	13914.57	5740.1	2926.23
12/19/2007	2639.65	12480.3	24123.58	13824.72	5609.3	2949.54
12/20/2007	2656.46	12442.83	25032.08	14031.3	5875.8	3045.59
12/21/2007	2527.87	12650.36	24808.7	13925.51	5869.00	3088.68
12/24/2007	2523.54	12743.19	23469.46	13603.02	5788.9	3098.06
12/25/2007	2556.24	12635.16	22616.11	12992.18	5885.2	3026.83
12/26/2007	2440.59	12265.13	22921.67	12992.28	5837.3	3054.81
12/27/2007	2383.42	12200.1	23169.55	12972.06	5879.8	3048.64
12/28/2007	2312.32	12247.00	24021.68	13215.42	6029.2	3064.95
12/31/2007	2339.29	12182.13	24148.43	12782.8	6026.2	3077.83
01/01/2008	2323.57	12240.01	24123.17	12532.13	5868.00	3094.45
01/02/2008	2339.29	12373.41	23590.58	12658.28	5875.4	3074.15
01/03/2008	2419.62	12552.24	23623.00	12861.13	5724.1	3026.45
01/04/2008	2440.64	12376.98	23305.04	12433.44	5784.00	2926.55
01/07/2008	2451.35	12348.21	23269.14	12241.6	5707.7	2919.68
01/08/2008	2477.59	12337.22	23714.75	11787.51	5910.00	2910.77
01/09/2008	2447.29	12427.26	24483.84	11964.16	5880.1	2917.92
01/10/2008	2393.25	12284.3	24591.69	12260.44	5879.3	2866.28
01/11/2008	2342.19	12381.02	24331.67	12482.57	5787.6	2836.59
1/14/2008	2237.97	12570.22	23584.97	12480.09	5966.9	2860.85
1/15/2008	2277.09	12684.92	23119.87	12745.22	5893.6	2917.94
1/16/2008	2286.79	12694.28	23114.34	12706.63	5932.2	2805.55
1/17/2008	2249.77	12582.18	23342.73	12604.58	5888.5	2839.01
1/18/2008	2180.09	12266.39	22501.33	12820.47	5999.5	2792.75
1/21/2008	2235.94	12258.9	22705.05	12525.54	6087.4	2833.58
1/22/2008	2303.93	12213.8	22995.35	12656.42	6076.5	2833.21
1/23/2008	2272.48	12254.99	23422.76	13189.36	5965.7	2824.91
1/24/2008	2294.26	12040.39	22301.64	13389.9	5884.3	2927.79
1/25/2008	2337.92	11893.69	22237.11	13293.22	5818.6	3000.19
1/28/2008	2341.78	11740.15	21084.61	13450.23	5767.7	2995.22
1/29/2008	2349.27	12156.81	21384.61	13250.43	5853.5	3025.2
1/30/2008	2335.89	12110.24	21866.94	13111.89	5766.4	3031.9
1/31/2008	2289.09	12145.74	21108.22	12945.3	5699.9	3007.36
02/01/2008	2314.3	11951.09	21108.22	13323.73	5629.1	3046.54
02/04/2008	2269.98	11972.25	22464.52	12917.51	5690.4	3124.61
02/05/2008	2240.58	12392.66	22617.01	12990.58	5776.4	3171.55
02/06/2008	2254.31	12099.66	22664.22	13146.13	5692.4	3155.56
02/07/2008	2303.53	12361.32	23285.95	13398.3	5631.7	3181.92

02/08/2008	2304.52	12548.64	22849.2	13476.45	5414.4	3130.42
02/11/2008	2342.76	12532.6	23137.46	13696.55	5605.8	3089.72
02/12/2008	2387.99	12422.86	23872.43	13547.82	5545.6	3064.6
2/13/2008	2371.83	12302.46	24264.63	13579.16	5495.2	3126.87
2/14/2008	2382.69	12216.4	24264.63	13540.87	5689.1	3042.96
2/15/2008	2376.93	12262.89	24578.76	13863.47	5660.4	3056.49
2/18/2008	2375.03	12654.36	24311.69	13894.37	5717.5	3087.49
2/19/2008	2378.01	12608.92	23984.57	13849.99	5692.9	3126.3
2/20/2008	2418.9	12626.03	24187.1	13766.86	5702.1	3124.87
2/21/2008	2449.34	12609.42	24667.79	14049.26	5852.6	3171.09
2/22/2008	2449.81	12612.43	23811.2	14102.48	5915.9	3187.23
2/25/2008	2468.84	12576.44	23901.33	13943.26	5891.3	3193.84
2/26/2008	2510.96	12527.26	23878.35	13655.34	5947.1	3177.55
2/27/2008	2494.71	12581.98	24258.96	13743.36	6014.8	3189.2
2/28/2008	2503.95	12325.42	24197.78	13953.73	5990.2	3201.63
2/29/2008	2465.96	12302.06	24721.67	14118.55	5983.9	3172.36
03/03/2008	2419.73	12362.47	24939.15	14251.74	5965.1	3147.79
03/04/2008	2396.99	12619.27	25289.24	14219.48	5895.5	3147.79
03/05/2008	2433.77	12620.49	25680.78	14269.61	5831.6	3236.1
03/06/2008	2446.96	12849.36	25516.78	14160.09	5906.9	3248.04
03/07/2008	2444.35	12825.02	25666.29	13926.3	6046.2	3248.75
03/10/2008	2427.77	12720.23	25914.15	13978.46	5980.4	3228.95
03/11/2008	2403.81	12763.22	25755.35	14012.2	6056.5	3171.88
03/12/2008	2362.59	12848.95	25755.35	13690.19	6053.00	3162.03
3/13/2008	2399.68	12891.86	26241.02	13893.31	6034.7	3180.16
3/14/2008	2402.24	12871.75	26183.95	13709.44	6083.6	3203.42
3/17/2008	2410.08	12831.94	26262.13	14124.47	6050.7	3198.51
3/18/2008	2373.82	12820.13	25610.21	14338.54	6091.4	3207.43
3/19/2008	2374.78	13010.00	25449.79	14440.14	6090.4	3241.49
3/20/2008	2409.01	13058.2	25063.17	14209.17	6089.4	3199.88
3/21/2008	2398.42	12969.54	25063.17	14435.57	6087.3	3196.9
3/24/2008	2398.04	13020.83	25552.77	14341.12	6087.3	3160.86
3/25/2008	2377.98	12814.35	25533.48	14489.44	6215.5	3122.15
3/26/2008	2364.58	12866.78	25513.71	14181.38	6215.2	3103.3
3/27/2008	2373.06	12745.88	25618.86	14021.17	6261.00	3115.35
3/28/2008	2371.78	12876.05	25742.23	14183.48	6270.8	3132.78
3/31/2008	2362.74	12832.18	25169.46	13888.6	6204.7	3160.78
04/01/2008	2365.38	12898.38	25460.29	13973.73	6220.6	3192.62
04/02/2008	2341.36	12992.66	25043.12	14354.37	6211.9	3188.05
04/03/2008	2350.89	12986.8	24714.07	14348.37	6216.00	3153.94
04/04/2008	2332.11	13028.16	24127.31	14452.82	6251.8	3134.8
04/07/2008	2349.1	12828.68	24282.04	14130.17	6304.3	3143.89

04/08/2008	2378.81	12601.19	24249.51	13942.08	6376.5	3146.73
04/09/2008	2378.47	12625.62	24383.99	13857.47	6191.6	3084.02
04/10/2008	2286.61	12479.63	24533.12	13849.56	6198.1	3033.05
04/11/2008	2314.75	12548.35	24831.36	13829.92	6181.6	3046.77
4/14/2008	2303.82	12594.03	24375.76	13822.32	6087.3	3020.15
4/15/2008	2278.97	12646.22	24123.25	13544.36	6058.5	2979.56
4/16/2008	2286.03	12638.32	24255.29	13481.38	6069.6	3036.92
4/17/2008	2276.23	12503.82	24402.18	13463.2	6068.1	3028.24
4/18/2008	2276.85	12402.85	23375.52	13286.37	6053.5	3040.09
4/21/2008	2259.54	12390.48	23327.6	13265.4	6007.6	2992.66
4/22/2008	2214.85	12604.45	23023.86	13237.89	6057.7	3001.81
4/23/2008	2218.12	12209.81	22592.3	13360.04	5970.1	2979.15
4/24/2008	2167.71	12280.32	23029.69	13033.1	5995.3	2962.16
4/25/2008	2141.14	12289.76	23057.99	13052.13	5906.8	2986.62
4/28/2008	2195.07	12083.77	23325.8	13067.21	5877.6	2980.95
4/29/2008	2212.75	12141.58	22797.61	13039.69	5827.3	2955.91
4/30/2008	2225.84	12307.35	22745.6	13010.16	5723.3	2947.54
05/01/2008	2257.05	12269.08	22714.96	12754.56	5790.5	2906.79
05/02/2008	2245.34	12160.3	22456.02	12760.8	5802.8	2906.23
05/05/2008	2275.68	12029.06	22635.16	12887.95	5794.6	2880.45
05/06/2008	2278.68	12063.09	22455.67	12803.7	5861.9	2934.12
05/07/2008	2278.68	11842.69	22042.35	13184.96	5756.9	2886.62
05/08/2008	2304.51	11842.36	22102.01	13312.93	5708.4	2917.62
05/09/2008	2248.75	11807.43	21704.45	13603.31	5620.8	2901.58
05/12/2008	2227.68	11811.83	21242.78	13334.76	5667.2	2926.84
5/13/2008	2185.62	11453.42	21423.82	13353.78	5634.7	2904.12
5/14/2008	2187.2	11346.51	21913.06	13159.45	5666.1	2830.75
5/15/2008	2199.01	11350.01	21220.81	13367.79	5518.2	2835.32
5/16/2008	2195.93	11382.26	21805.81	13376.81	5529.9	2864.1
5/19/2008	2133.92	11215.51	21821.78	13094.59	5625.9	2847.73
5/20/2008	2057.58	11288.53	22184.55	12933.18	5479.9	2919.21
5/21/2008	2063.52	11231.96	22014.46	12914.66	5426.3	2890.66
5/22/2008	2106.64	11384.21	21174.77	13254.89	5476.6	2978.98
5/23/2008	2085.15	11147.44	21223.5	13124.99	5412.8	2977.91
5/26/2008	2042.5	11229.02	21734.72	13168.41	5512.7	2922.91
5/27/2008	2069.7	11100.54	21874.19	13430.91	5440.5	2910.36
5/28/2008	2088.25	11055.19	22532.9	13303.6	5529.6	2886.56
5/29/2008	2120.49	10962.54	22527.48	13023.05	5406.8	2925.5
5/30/2008	2127.22	11239.28	23134.55	12956.8	5261.6	2929.65
06/02/2008	2107.55	11446.66	23087.72	13019.41	5300.4	2906.07
06/03/2008	2131.06	11496.57	22740.71	13165.45	5171.9	2876.08
06/04/2008	2144.85	11467.34	22687.21	12865.05	5150.6	2860.51

06/05/2008	2165.94	11602.5	22258.00	12851.69	5286.3	2886.78
06/06/2008	2164.62	11632.38	22690.6	12752.21	5376.4	2834.71
06/09/2008	2159.05	11349.28	22731.1	12666.04	5404.3	2807.54
06/10/2008	2116.00	11370.69	22862.6	12878.66	5364.1	2825.39
06/11/2008	2075.23	11131.08	22514.92	12778.71	5449.9	2816.82
06/12/2008	2022.56	11397.56	21949.75	12752.96	5362.3	2811.79
6/13/2008	2038.00	11583.69	22104.2	12768.25	5352.6	2816.66
6/16/2008	1958.75	11378.02	21885.21	13072.87	5312.6	2797.5
6/17/2008	1885.04	11326.32	21859.34	12834.18	5319.2	2776.98
6/18/2008	1870.13	11284.15	21640.89	12609.47	5420.7	2728.39
6/19/2008	1804.06	11615.77	21293.32	12689.59	5411.9	2751.75
6/20/2008	1719.25	11656.07	21392.71	12557.66	5354.7	2713.47
6/23/2008	1735.64	11431.43	21160.58	12212.23	5320.2	2723.3
6/24/2008	1769.89	11734.32	20930.67	12624.46	5454.5	2707.19
6/25/2008	1787.67	11782.35	20484.37	12400.65	5486.1	2733.45
6/26/2008	1891.73	11642.47	20931.26	12346.63	5477.5	2705.09
6/27/2008	1897.34	11532.96	20392.06	12102.5	5489.2	2691.00
6/30/2008	1873.1	11615.93	20392.06	12214.76	5541.8	2739.95
07/01/2008	1883.55	11659.9	21104.79	11609.72	5534.5	2713.79
07/02/2008	1870.06	11479.39	21056.66	11749.79	5448.6	2758.94
07/03/2008	1846.09	11348.55	21464.72	11489.3	5497.4	2706.53
07/04/2008	1832.51	11417.43	20972.29	11920.86	5454.8	2626.05
07/07/2008	1648.74	11430.21	21261.89	12090.59	5450.2	2574.21
07/08/2008	1619.72	11628.06	20906.31	12115.03	5320.4	2694.49
07/09/2008	1451.67	11386.25	21042.46	12006.53	5371.8	2673.21
07/10/2008	1451.67	11412.87	20585.06	11893.16	5370.2	2622.41
07/11/2008	1461.87	11502.51	20389.48	11743.61	5505.6	2541.15
7/14/2008	1555.97	11715.18	19933.28	11259.86	5470.7	2570.67
7/15/2008	1520.41	11543.55	20794.27	11368.26	5528.1	2486.55
7/16/2008	1463.25	11516.92	20491.11	11154.76	5601.2	2461.43
7/17/2008	1399.42	11532.88	19999.78	10938.14	5636.6	2419.29
7/18/2008	1426.94	11188.23	19388.72	10473.09	5602.8	2419.21
7/21/2008	1440.15	11220.96	19352.9	10155.9	5620.7	2559.07
7/22/2008	1379.74	11510.74	18300.61	9203.32	5499.7	2544.13
7/23/2008	1337.2	11230.73	17637.19	9157.49	5362.1	2476.51
7/24/2008	1244.86	11268.92	17632.46	8276.43	5240.7	2477.6
7/25/2008	1166.41	11433.71	19327.73	9447.57	5446.3	2444.24
7/28/2008	1111.39	11421.99	19632.2	9547.47	5415.6	2411.46
7/29/2008	1113.62	10917.51	18872.85	8458.45	5366.2	2361.34
7/30/2008	1173.86	11059.02	18961.99	8693.82	5318.4	2358.91
7/31/2008	1256.7	10609.66	18934.43	9005.59	5416.7	2358.91
08/01/2008	1352.72	11019.69	18682.09	9306.25	5204.2	2363.6

08/04/2008	1369.79	11388.44	17880.68	8674.69	5025.6	2297.12
08/05/2008	1366.28	11015.69	18016.21	8460.98	4912.4	2168.32
08/06/2008	1307.9	10854.17	18211.11	7649.08	4880.00	2177.55
08/07/2008	1338.36	10825.17	17682.4	7162.9	5311.3	2033.61
08/08/2008	1340.68	11022.06	16803.76	7621.92	5236.3	2102.71
08/11/2008	1336.56	11143.13	16803.76	8211.9	5136.1	1948.33
08/12/2008	1326.62	10365.45	15431.73	9029.76	5095.6	2076.35
8/13/2008	1259.71	10850.66	15943.24	8576.98	5197.00	2128.31
8/14/2008	1264.38	10831.07	14796.87	9114.6	5088.5	2059.39
8/15/2008	1236.93	10482.85	16312.16	9521.24	4818.8	1951.2
8/18/2008	1189.86	10325.38	16832.88	8899.14	4902.5	1878.51
8/19/2008	1180.36	9955.5	15998.3	8583.00	4959.6	1939.22
8/20/2008	1154.97	9447.11	15230.52	9081.43	4870.3	1920.79
8/21/2008	1146.28	9258.1	14554.21	8809.3	4980.3	1821.13
8/22/2008	1141.4	8579.19	15323.01	8695.51	4589.2	1745.67
8/25/2008	1154.14	8451.19	15041.17	8238.64	4605.2	1600.28
8/26/2008	1193.15	9387.61	14266.6	8462.39	4366.7	1600.28
8/27/2008	1202.07	9310.99	13760.49	8522.58	4313.8	1666.49
8/28/2008	1241.54	8577.91	12618.38	8328.41	3932.1	1671.2
8/29/2008	1223.12	8979.26	11015.84	8273.22	4256.9	1801.91
09/01/2008	1191.36	8852.22	12596.29	7703.04	4394.2	1794.2
09/02/2008	1192.53	9265.43	12702.07	7910.79	4079.6	1883.75
09/03/2008	1205.32	9045.21	14329.85	8323.93	3861.4	1829.69
09/04/2008	1202.34	8519.21	13968.67	8213.22	4063.00	1868.82
09/05/2008	1266.12	8691.25	14344.37	8373.39	4282.7	1819.2
09/08/2008	1315.9	8378.95	14384.34	8512.27	4229.7	1863.49
09/09/2008	1316.69	8175.77	14840.16	8397.22	4040.9	1885.02
09/10/2008	1262.97	9065.12	13790.04	7863.69	4087.8	1806.96
09/11/2008	1359.28	8990.96	14243.43	8004.1	3883.4	1784.01
09/12/2008	1342.84	9180.69	14744.63	7924.24	3852.6	1755.47
9/15/2008	1363.98	9325.01	14040.9	7917.51	3926.4	1759.14
9/16/2008	1351.76	9319.83	13939.09	8329.05	4242.5	1749.67
9/17/2008	1348.29	9625.28	13221.35	8395.87	4291.6	1692.55
9/18/2008	1345.31	9139.27	13542.66	8660.24	4377.3	1665.59
9/19/2008	1343.72	8695.79	13529.53	8720.55	4443.3	1613.95
9/22/2008	1336.61	8943.81	12915.89	8235.87	4639.5	1662.1
9/23/2008	1437.34	8870.54	12815.8	8664.66	4530.7	1620.29
9/24/2008	1435.54	8693.96	12298.56	8568.02	4272.4	1653.25
9/25/2008	1421.47	8282.66	12659.2	8612.52	4365.00	1711.13
9/26/2008	1402.66	8835.25	12457.94	8667.23	4403.9	1710.52
9/29/2008	1416.67	8497.31	12878.6	8588.52	4246.7	1732.57
9/30/2008	1406.55	8273.58	13369.45	8723.78	4182.00	1690.23

10/01/2008	1399.73	8424.75	13552.06	8517.1	4169.2	1639.18
10/02/2008	1386.91	7997.28	13888.24	8599.5	4233,00	1640.57
10/03/2008	1343.49	7552.29	14108.84	8739.52	4132.2	1643.68
10/06/2008	1363.88	8046.42	13405.85	8747.17	4208.5	1659.17
10/07/2008	1350.69	8443.39	13588.66	8859.56	4005.7	1659.17
10/08/2008	1344.15	8479.47	13509.78	9043.12	3875,00	1754.58
10/09/2008	1321.45	8726.61	13846.09	9080.84	3781,00	1821.7
10/10/2008	1327.32	8829.04	15044.87	9239.24	4153,00	1794.16
10/13/2008	1315.58	8149.09	14753.22	8876.42	4171.3	1740.34
10/14/2008	1336.63	8591.69	15577.74	8836.8	4152.7	1782.09
10/15/2008	1321.45	8419.09	15613.9	8413.91	4226.1	1779.29
10/16/2008	1324.65	8376.24	14758.39	8438.45	4288,00	1798.95
10/17/2008	1332.67	8635.42	15046.95	8023.31	4065.5	1795.47
10/20/2008	1310.64	8934.18	15130.21	8230.15	4122.9	1745.63
10/21/2008	1304.33	8691.33	15460.52	8256.85	4170,00	1724.54
10/22/2008	1320.36	8761.42	15497.81	8065.79	4163.6	1736.99
10/23/2008	1328.07	8565.09	15127.51	7901.64	4049.4	1725.61
10/24/2008	1350.64	8629.68	14622.39	8051.74	4300.1	1780.57
10/27/2008	1342.23	8564.53	14220.79	7745.25	4381.3	1770.65
10/28/2008	1332.13	8924.14	14184.14	7682.14	4367.3	1761.56
10/29/2008	1324.82	8824.34	14184.14	8061.07	4388.7	1829.71
10/30/2008	1325.42	8604.99	14328.48	8106.29	4280.4	1924.87
10/31/2008	1338.74	8579.11	14235.5	8251.24	4277.6	1913.66
11/03/2008	1342,00	8519.69	14387.48	7994.05	4309.1	1880.58
11/04/2008	1318.04	8419.49	15042.81	7873.98	4324.2	1827.61
11/05/2008	1330.61	8468.48	15563.31	7825.51	4330.7	1806.02
11/06/2008	1323.7	8515.55	15509.51	8038.94	4286.9	1776.25
11/07/2008	1296.94	8483.93	14987.46	7949.65	4249.2	1761.82
11/10/2008	1312.44	8668.39	14415.91	8076.62	4256,00	1764.72
11/11/2008	1295.87	8776.39	14377.44	7969.03	4216.6	1704.06
11/12/2008	1300.11	9034.69	13971,00	7945.94	4319.4	1730.45
11/13/2008	1290.32	8952.89	13668.05	7705.36	4392.7	1746.99

Sumber: www.yahoo-finance.com

Lampiran 4

Data Analisis Harian Indeks Global pada saat sebelum peristiwa *Subprime Mortgage* pada tahun 2005-2006.

Observasi	IHSG (Y)	DJI (X1)	HSI (X2)	NIKKEI (X3)	FTSE (X4)	STI (X5)
01/03/2005	1000.88	10729.43	14237.42	11517.75	4847,00	2070.15
01/04/2005	1018.54	10630.78	14045.9	11437.52	4806,00	2068.49
01/05/2005	1015.43	10597.83	13764.36	11492.26	4824.3	2071.04
01/06/2005	1029.89	10622.88	13712.04	11433.24	4854.1	2089.82
01/07/2005	1032.53	10603.96	13574.86	11539.99	4840.7	2085.58
01/10/2005	1015.48	10621.03	13531.39	11453.39	4818.7	2089.68
01/11/2005	1011.67	10556.22	13509.25	11358.22	4783.6	2092.21
01/12/2005	1008.58	10617.78	13565.31	11438.39	4800.3	2079.8
1/13/2005	1021.67	10505.83	13573.28	11487.1	4820.8	2082.34
1/14/2005	1021.34	10558,00	13494.78	11423.26	4846.7	2076.13
1/17/2005	1024.89	10628.79	13621.65	11405.34	4823.9	2087.12
1/18/2005	1017.73	10539.97	13604.22	11284.77	4818.3	2084.19
1/19/2005	1027.81	10471.47	13678.63	11238.37	4800.8	2097.39
1/20/2005	1035.75	10392.99	13543.59	11289.49	4803.3	2085.39
1/21/2005	1030.72	10368.61	13481.02	11276.91	4812.5	2085.39
1/24/2005	1026.89	10461.56	13386.99	11376.57	4843.2	2074.24
1/25/2005	1037.51	10498.59	13584.06	11341.31	4847.1	2065.71
1/26/2005	1044.99	10467.4	13623.68	11320.58	4853.4	2086.93
1/27/2005	1046.48	10427.2	13628.91	11387.59	4832.8	2073.12
1/28/2005	1045.44	10489.94	13650.06	11384.4	4852.3	2089.51
1/31/2005	1047.53	10551.94	13721.69	11407.14	4906.2	2096.32
02/01/2005	1052.82	10596.79	13578.26	11389.35	4916.2	2094.65
02/02/2005	1049.33	10593.1	13555.8	11360.4	4908.3	2108.69
02/03/2005	1048.39	10716.13	13515.33	11499.86	4941.5	2108.16
02/04/2005	1041.63	10715.76	13585.17	11490.43	4979.8	2113.58
02/07/2005	1036.6	10724.63	13795,00	11473.35	4995.5	2118.1
02/08/2005	1045.87	10664.11	13845.63	11553.56	4990.4	2140.16
02/09/2005	1050.73	10749.61	14017.23	11632.2	5000,00	2149.6
02/10/2005	1067.2	10796.01	13995.83	11646.49	5044.2	2164.93
02/11/2005	1073.44	10791.13	14015.49	11601.68	5041.8	2163.39
2/14/2005	1082.98	10837.32	13967.82	11582.72	5058.9	2155.1
2/15/2005	1092.49	10834.88	14087.87	11660.12	5053.2	2164.2
2/16/2005	1093.78	10754.26	14111.65	11651.02	5057.4	2168.86
2/17/2005	1099.91	10785.22	14090.52	11597.71	5057.2	2166.38
2/18/2005	1102.93	10611.2	13957.94	11500.18	5060.8	2146.73

2/21/2005	1102.02	10673.79	14060.91	11531.15	5032.9	2136.42
2/22/2005	1083.38	10748.79	14157.09	11658.25	4988.5	2152.59
2/23/2005	1073.83	10841.6	14195.35	11740.6	4972.1	2135.08
2/24/2005	1093.28	10766.23	14061.15	11780.53	5006.8	2119.4
2/25/2005	1082.75	10830.00	13850.78	11813.71	4968.5	2125.11
2/28/2005	1094.6	10811.97	13892.37	11856.46	5000.5	2144.36
03/01/2005	1103.01	10833.03	13730.78	11873.05	4992.8	2147.53
03/02/2005	1105.3	10940.55	13771.95	11925.36	5014.8	2154.55
03/03/2005	1114.21	10936.86	13881.71	11886.91	5036.3	2166.12
03/04/2005	1116.81	10912.62	13941.47	11966.69	5027.2	2160.63
03/07/2005	1108.05	10805.62	13856.02	11864.91	5010.9	2184.29
03/08/2005	1123.48	10851.51	13890.93	11923.89	4996.1	2170.2
03/09/2005	1119.00	10774.36	13906.85	11850.25	4962.1	2169.41
03/10/2005	1138.23	10804.51	13816.75	11821.09	4982.00	2168.97
03/11/2005	1134.59	10745.1	13832.52	11873.18	4975.00	2163.93
3/14/2005	1147.87	10633.07	13817.99	11775.5	5000.2	2169.64
3/15/2005	1151.56	10626.35	13828.37	11879.81	4937.6	2159.89
3/16/2005	1152.6	10629.67	13834.35	11841.97	4922.1	2174.49
3/17/2005	1142.15	10565.39	13776.47	11739.12	4923.3	2177.52
3/18/2005	1114.55	10470.51	13603.61	11745.97	4933.5	2176.41
3/21/2005	1142.15	10456.02	13597.1	11761.1	4937.3	2145.1
3/22/2005	1070.3	10442.87	13411.88	11792.3	4910.4	2151.45
3/23/2005	1065.13	10485.65	13425.75	11599.82	4922.5	2144.36
3/24/2005	1080.17	10405.7	13516.88	11565.88	4919.00	2127.71
3/25/2005	1095.07	10540.93	13491.35	11668.95	4900.7	2123.16
3/28/2005	1100.2	10503.76	13513.41	11723.63	4894.4	2141.43
3/29/2005	1096.53	10404.3	13562.26	11667.54	4914.00	2143.75
3/30/2005	1103.29	10421.14	13602.35	11774.31	4942.9	2157.8
3/31/2005	1111.62	10458.46	13666.72	11827.16	4947.4	2157.81
04/01/2005	1111.23	10486.02	13659.93	11810.99	4977.00	2165.78
04/04/2005	1105.98	10546.32	13658.05	11874.75	4983.6	2176.39
04/05/2005	1110.88	10461.34	13799.62	11745.64	4973.2	2181.94
04/06/2005	1116.67	10448.56	13772.4	11670.3	4946.2	2181.58
04/07/2005	1108.44	10507.97	13638.75	11637.52	4960.8	2173.56
04/08/2005	1096.52	10403.93	13355.23	11563.17	4945.4	2174.09
04/11/2005	1060.19	10278.75	13444.09	11370.69	4891.6	2168.59
04/12/2005	1062.69	10087.51	13501.63	10938.44	4827.1	2150.23
4/13/2005	1070.95	10071.25	13597.31	11065.86	4855.6	2107.67
4/14/2005	1047.8	10127.41	13693.55	11088.58	4822.00	2128.71
4/15/2005	1019.88	10012.36	13750.23	10984.39	4819.6	2129.25
4/18/2005	1031.77	10218.6	13859.58	11045.95	4849.3	2137.73
4/19/2005	1032.22	10157.71	13839.64	11073.77	4864.9	2136.91

4/20/2005	1038.36	10242.47	13909.42	11035.83	4845.5	2137.39
4/21/2005	1029.61	10151.13	13908.97	11005.42	4789.4	2149.64
4/22/2005	1026.52	10198.8	13893.98	11008.9	4790.2	2145.34
4/25/2005	1033.5	10070.37	13945.05	11002.11	4801.7	2140.24
4/26/2005	1049.58	10192.51	14061.7	11192.17	4861.2	2125.25
4/27/2005	1068.28	10251.7	14033.96	11171.32	4882.5	2137.17
4/28/2005	1080.21	10256.95	14085.09	11159.46	4896.7	2149.38
4/29/2005	1071.16	10384.64	14018.38	11120.7	4902.3	2148.1
05/02/2005	1057.08	10340.38	13939.8	11077.94	4918.9	2161.22
05/03/2005	1063.83	10345.4	13968.28	11049.11	4910.3	2166.29
05/04/2005	1059.27	10384.34	13866.81	10947.22	4892.4	2165.85
05/05/2005	1048.79	10281.11	13667.03	10825.39	4875.4	2173.14
05/06/2005	1045.77	10300.25	13627.01	10835.41	4893.2	2181.19
05/09/2005	1040.26	10189.48	13698.93	11077.16	4886.5	2171.67
05/10/2005	1045.46	10140.12	13717.42	11037.29	4884.2	2165.48
05/11/2005	1048.11	10252.29	13699.13	11158.65	4898.5	2154.37
05/12/2005	1045.15	10331.88	13719.32	11133.65	4949.4	2153.65
5/13/2005	1049.06	10464.45	13562.06	11014.43	4962.7	2167.27
5/16/2005	1054.36	10493.19	13569.99	11027.94	4971.8	2173.77
5/17/2005	1061.49	10471.91	13714.78	11192.33	4989.8	2175.2
5/18/2005	1062.96	10523.56	13845.1	11266.33	4982.5	2160.47
5/19/2005	1088.17	10503.68	13867.07	11276.59	4971.5	2152.56
5/20/2005	1082.94	10457.8	13873.07	11329.67	4994.9	2154.7
5/23/2005	1091.46	10537.6	13814.58	11280.05	4986.3	2171.92
5/24/2005	1092.5	10542.55	13818.45	11300.05	4964,00	2161.77
5/25/2005	1096.83	10467.48	13860.55	11270.62	5011,00	2176.93
5/26/2005	1092.81	10549.87	13837.29	11217.45	5005,00	2191.55
5/27/2005	1095.51	10553.49	13898.55	11281.03	4999.4	2192.67
5/30/2005	1094.19	10460.97	13898.31	11160.88	4980.4	2201.38
5/31/2005	1096.93	10467.03	13934.76	11304.23	5025.2	2206.84
06/01/2005	1100.88	10483.07	13952.02	11311.51	5003.7	2198.29
06/02/2005	1105.89	10476.86	13904.81	11335.92	5009.2	2198.56
06/03/2005	1119.58	10503.02	13914.3	11415.88	5030.4	2220.43
06/06/2005	1125.76	10512.63	13833.53	11416.38	5050.4	2218.86
06/07/2005	1141.82	10522.56	13912.03	11514.03	5046.8	2202.19
06/08/2005	1147.71	10547.57	13945.77	11483.35	5019.5	2201.91
06/09/2005	1133.33	10566.37	13979.35	11488.74	5045,00	2202.74
06/10/2005	1134.7	10578.65	14161.02	11547.28	5077.6	2209.15
6/13/2005	1137.42	10623.07	14190.44	11576.75	5072,00	2197.38
6/14/2005	1135.67	10609.1	14230.29	11537.03	5082.1	2196.64
6/15/2005	1119.9	10599.67	14176.04	11414.28	5099.3	2206.34
6/16/2005	1127.82	10587.93	14287.44	11513.83	5114.4	2223.45

6/17/2005	1126.86	10421.44	14277.28	11577.44	5079.00	2223.72
6/20/2005	1122.38	10297.83	14201.06	11584.01	5043.5	2206.71
6/21/2005	1138.99	10290.78	14124.8	11630.13	5090.4	2197.61
6/22/2005	1138.88	10405.63	14177.87	11651.55	5109.1	2202.27
6/23/2005	1131.17	10374.48	14149.93	11616.7	5113.2	2212.66
6/24/2005	1117.81	10274.97	14030.81	11603.53	5161.00	2209.95
6/27/2005	1108.4	10303.44	13964.47	11590.14	5184.3	2221.16
6/28/2005	1110.56	10371.8	14157.24	11565.99	5190.1	2222.61
6/29/2005	1123.46	10270.68	14146.95	11674.79	5229.6	2234.13
6/30/2005	1129.12	10302.29	14307.3	11692.14	5158.3	2212.34
07/01/2005	1132.79	10449.14	14491.54	11659.84	5232.2	2215.99
07/04/2005	1136.57	10519.72	14504.29	11764.26	5242.4	2241.19
07/05/2005	1131.46	10513.89	14567.00	11758.68	5217.2	2235.59
07/06/2005	1128.44	10557.39	14567.74	11764.84	5245.9	2239.01
07/07/2005	1132.02	10628.88	14602.7	11789.35	5259.7	2250.16
07/08/2005	1140.66	10640.83	14620.14	11786.73	5230.8	2250.29
07/11/2005	1157.51	10574.99	14786.46	11695.05	5214.2	2248.14
07/12/2005	1172.24	10646.56	14794.03	11762.65	5201.5	2292.92
7/13/2005	1169.75	10689.15	14769.93	11737.96	5215.2	2309.26
7/14/2005	1178.00	10627.77	14801.86	11835.08	5221.6	2311.14
7/15/2005	1178.11	10651.18	14813.32	11858.31	5241.8	2319.34
7/18/2005	1186.61	10596.48	14880.98	11899.6	5270.7	2309.61
7/19/2005	1182.3	10579.77	14978.88	11946.92	5256.2	2321.77
7/20/2005	1178.22	10637.09	15137.08	11940.2	5263.6	2333.62
7/21/2005	1189.33	10705.55	15118.5	11981.8	5270.3	2346.19
7/22/2005	1192.2	10640.91	15111.54	11883.31	5282.3	2352.56
7/25/2005	1185.33	10623.15	15051.32	11766.48	5290.8	2365.72
7/26/2005	1174.09	10683.74	15108.94	11778.98	5327.5	2377.13
7/27/2005	1158.59	10610.1	15047.84	11900.32	5332.3	2365.19
7/28/2005	1162.8	10697.59	15346.41	12098.08	5315.5	2362.39
7/29/2005	1176.84	10558.03	15445.2	12263.32	5314.7	2338.87
08/01/2005	1167.97	10536.93	15450.95	12261.68	5344.3	2348.21
08/02/2005	1153.97	10615.67	15466.06	12256.55	5363.7	2338.49
08/03/2005	1118.27	10594.41	15443.62	12315.67	5377.5	2305.97
08/04/2005	1113.83	10685.89	15449.58	12273.12	5358.6	2303.2
08/05/2005	1100.3	10600.3	15148.09	12307.37	5345.8	2279.76
08/08/2005	1087.95	10634.38	15038.61	12291.73	5344.2	2305.3
08/09/2005	1076.35	10513.45	15218.63	12452.51	5322.3	2280.23
08/10/2005	1066.09	10550.71	14973.89	12472.93	5292.7	2282.7
08/11/2005	1035.45	10554.92	14873.85	12502.26	5269.3	2286.36
08/12/2005	1061.85	10559.23	14889.1	12405.16	5312.6	2300.95
8/15/2005	1048.87	10569.89	14982.89	12439.48	5318.4	2289.66

8/16/2005	994.77	10519.58	14836.97	12309.83	5300.2	2278.35
8/17/2005	1039.82	10434.87	14922.22	12453.14	5275.2	2284.4
8/18/2005	1050.09	10450.63	14903.55	12413.6	5255.7	2286.55
8/19/2005	1039.23	10397.29	15143.75	12506.97	5228.1	2272,00
8/22/2005	1035.89	10463.05	15221.89	12600,00	5255.8	2268.49
8/23/2005	1051.59	10412.82	15227.83	12634.88	5296.9	2275.43
8/24/2005	1059.38	10481.6	15160.78	12599.43	5328.5	2295.54
8/25/2005	1080.45	10459.63	15224.57	12607.59	5326.8	2300.89
8/26/2005	1098.46	10447.37	15166.17	12533.89	5337.8	2293.97
8/29/2005	1105.66	10589.24	15165.77	12692.04	5359.2	2289.37
8/30/2005	1085.74	10633.5	15199.79	12896.43	5365.9	2296.9
8/31/2005	1058.63	10595.93	15070.56	12901.95	5340.8	2297.9
09/01/2005	1050.91	10678.56	15086.62	12834.25	5359.3	2301.28
09/02/2005	1056.73	10682.94	15041.02	12986.78	5375.1	2325.11
09/05/2005	1066.59	10597.44	14983.2	12958.68	5338,00	2310.35
09/06/2005	1055.59	10558.75	15241.86	13148.57	5347.4	2313.35
09/07/2005	1044.06	10558.75	15223.62	13196.57	5383.5	2317.67
09/08/2005	1016.76	10641.94	15179.95	13159.36	5407.9	2306.38
09/09/2005	1012.85	10557.63	15143.97	13392.63	5429.7	2298.5
09/12/2005	1034.59	10481.52	15274.31	13310.04	5416.4	2307.42
9/13/2005	1037.63	10378.03	15189.88	13435.91	5369.7	2298.65
9/14/2005	1027.89	10422.05	15221.46	13617.24	5385.7	2290.68
9/15/2005	1048.3	10419.59	15431.25	13574.3	5413.6	2293.04
9/16/2005	1079.28	10443.63	15428.52	13525.28	5453.1	2317.58
9/19/2005	1083.41	10456.21	15394.39	13738.84	5447.3	2306.5
9/20/2005	1101.17	10473.08	15382.21	13689.89	5494.8	2301.84
9/21/2005	1104.06	10552.78	15161.03	13359.51	5478.2	2299.29
9/22/2005	1096.38	10568.7	14839.3	13227.74	5477.7	2305.14
9/23/2005	1094.65	10535.48	14847.79	13556.71	5501.5	2301.49
9/26/2005	1102.78	10441.11	14898.77	13463.74	5494.4	2323.77
9/27/2005	1105.63	10317.36	14575.02	13449.24	5427.8	2325.89
9/28/2005	1102.98	10287.1	14621.83	13420.54	5372.4	2289.47
9/29/2005	1090.54	10292.31	14485.88	13400.29	5362.3	2305.24
9/30/2005	1096.7	10238.76	14541.35	13352.24	5374.5	2343.39
10/03/2005	1090.09	10253.17	14597.4	13129.49	5380.7	2355.02
10/04/2005	1095.87	10216.9	14372.76	13190.46	5342.2	2320.53
10/05/2005	1075.91	10216.59	14408.94	13199.95	5265.2	2320.7
10/06/2005	1075.4	10287.34	14487.85	13106.18	5275,00	2303.24
10/07/2005	1075.96	10348.1	14402.35	13280.62	5286.5	2288.54
10/10/2005	1073.08	10285.26	14424.88	13395.02	5263.9	2284.16
10/11/2005	1062.17	10414.13	14458.14	13417.08	5167.8	2218.13
10/12/2005	1062.18	10281.1	14381.06	13346.54	5164.1	2226.88

10/13/2005	1063.69	10215.22	14215.83	13606.5	5142.1	2239.36
10/14/2005	1058.26	10385.00	14386.37	13867.86	5207.6	2222.83
10/17/2005	1066.23	10377.87	14572.26	13894.78	5182.1	2226.46
10/18/2005	1064.95	10344.98	14597.48	14075.96	5227.8	2228.79
10/19/2005	1052.82	10229.95	14601.59	14061.6	5182.8	2201.9
10/20/2005	1043.69	10402.77	14585.79	14036.73	5213.4	2192.41
10/21/2005	1028.99	10440.07	14365.79	14072.2	5317.3	2216.77
10/24/2005	1017.73	10406.77	14403.2	14080.88	5344.3	2216.77
10/25/2005	1022.08	10472.73	14597.55	14155.06	5358.6	2255.54
10/26/2005	1025.83	10522.59	14633.33	14116.04	5431.9	2266.52
10/27/2005	1033.28	10530.76	14740.6	14091.77	5423.6	2257.08
10/28/2005	1054.99	10586.23	14629.49	14170.87	5460.8	2271.99
10/31/2005	1062.46	10539.72	14627.41	14411.79	5460.9	2270.33
11/01/2005	1066.29	10546.21	14650.54	14623.12	5439.8	2258.25
11/02/2005	1061.08	10640.1	14787.98	14680.43	5423.5	2266.03
11/03/2005	1078.18	10686.04	14883.32	14708.32	5465.1	2254.15
11/04/2005	1074.4	10697.17	14885.57	14742.58	5470.00	2240.49
11/07/2005	1081.06	10686.44	14885.65	14784.29	5439.6	2254.46
11/08/2005	1082.28	10674.76	15062.35	14986.94	5430.00	2261.49
11/09/2005	1096.64	10720.22	15084.39	14927.7	5460.00	2293.2
11/10/2005	1096.37	10766.33	15081.47	14872.15	5498.9	2282.5
11/11/2005	1119.42	10820.28	15100.00	15130.5	5497.9	2278.04
11/14/2005	1120.58	10871.43	15028.76	15421.6	5517.2	2296.52
11/15/2005	1123.44	10916.09	14937.14	15551.31	5531.7	2306.31
11/16/2005	1151.37	10931.62	15068.03	15423.38	5511.00	2295.73
11/17/2005	1158.32	10890.72	15200.38	15484.66	5523.8	2308.54
11/18/2005	1160.07	10888.16	15158.82	15183.36	5477.4	2302.88
11/21/2005	1175.01	10805.87	14990.61	15404.05	5491.00	2300.25
11/22/2005	1182.03	10912.57	15134.95	15738.7	5423.2	2310.99
11/23/2005	1173.72	10877.51	14879.16	15778.86	5486.1	2332.52
11/24/2005	1155.97	10835.01	14910.51	15464.58	5528.1	2332.61
11/25/2005	1143.43	10856.86	14984.4	15254.44	5510.4	2308.35
11/28/2005	1162.33	10810.91	14942.62	15173.07	5538.8	2311.81
11/29/2005	1163.04	10755.12	14976.26	15391.48	5528.8	2305.71
11/30/2005	1160.56	10778.58	15059.02	15641.26	5531.1	2321.1
12/01/2005	1164.02	10767.77	15029.81	15957.57	5517.4	2331.4
12/02/2005	1158.34	10823.72	15182.89	15941.37	5501.5	2323.97
12/05/2005	1161.71	10883.51	15169.17	16107.67	5507.2	2324.38
12/06/2005	1164.14	10881.67	15221.42	15969.4	5521.1	2325.73
12/07/2005	1162.64	10875.59	15182.53	16194.61	5495.3	2325.53
12/08/2005	1171.71	10836.53	15183.58	16344.2	5531.6	2326.55
12/09/2005	1184.69	10805.55	15101.54	16111.43	5539.8	2328.72

12/12/2005	1211.69	10833.73	15045.59	16361.54	5547.9	2332.67
12/13/2005	1211.00	10889.44	14876.43	16425.37	5587.4	2323.66
12/14/2005	1222.25	10883.27	14944.77	16428.21	5597.00	2328.29
12/15/2005	1245.06	10777.77	15200.06	16124.35	5595.4	2334.94
12/16/2005	1261.28	10796.26	15271.13	16363.59	5622.8	2337.89
12/19/2005	1256.25	10784.82	15344.44	16445.19	5638.3	2345.38
12/20/2005	1250.43	10717.5	15547.43	16454.95	5618.8	2347.34
12/21/2005	1235.26	10847.41	15569.91	16268.03	5681.5	2369.37
12/22/2005	1212.87	10880.15	15650.88	15805.95	5714.6	2384.14
12/23/2005	1193.19	10882.15	15719.37	15341.18	5691.2	2403.75
12/26/2005	1230.06	10959.31	15787.97	15696.28	5731.8	2420.74
12/27/2005	1222.89	11011.9	15777.72	15696.69	5731.5	2425.99
12/28/2005	1200.13	11011.58	15576.2	15360.65	5688.8	2418.65
12/29/2005	1207.22	11043.44	15481.21	15648.89	5731.5	2407.38
12/30/2005	1230.12	10962.36	15670.42	15651.00	5735.1	2405.86
01/02/2006	1226.65	10959.87	15662.08	15891.02	5711.00	2401.2
01/03/2006	1229.71	10896.32	15464.77	16460.68	5740.2	2376.96
01/04/2006	1232.32	10854.86	15530.57	16551.23	5699.00	2359.3
01/05/2006	1240.69	10880.71	15520.39	16649.82	5663.7	2378.52
01/06/2006	1243.39	10667.39	15520.07	16480.09	5693.2	2388.91
01/09/2006	1244.13	10688.77	15753.14	16710.55	5672.4	2364.97
01/10/2006	1245.65	10712.22	15742.3	16659.64	5660.9	2368.32
01/11/2006	1259.36	10709.74	15691.69	16747.76	5633.8	2378.64
01/12/2006	1238.17	10809.47	15429.73	16720.99	5704.4	2388.22
1/13/2006	1246.64	10907.21	15548.06	16272.68	5722.6	2412.08
1/16/2006	1253.11	10899.92	15517.01	16439.67	5786.8	2412.08
1/17/2006	1252.41	10864.86	15373.44	16257.83	5779.8	2412.08
1/18/2006	1230.38	10953.95	15413.43	15877.66	5760.3	2431.74
1/19/2006	1236.94	10851.98	15425.95	16184.87	5801.6	2441.39
1/20/2006	1237.88	10793.62	15312.09	15932.83	5747.3	2431.72
1/23/2006	1243.48	10798.27	15420.32	16043.67	5759.3	2441.08
1/24/2006	1247.42	10749.76	15423.26	15713.45	5772.4	2448.73
1/25/2006	1236.09	10858.62	15450.88	15437.93	5746.8	2428.25
1/26/2006	1231.25	10883.35	15475.69	15894.94	5725.1	2431.62
1/27/2006	1224.17	10919.05	15598.67	15781.78	5808.7	2423.59
1/30/2006	1216.14	10892.32	15627.24	16096.1	5764.1	2429.5
1/31/2006	1235.42	11028.39	15635.72	16101.91	5793.5	2440.98
02/01/2006	1230.67	11058.97	15812.53	16192.95	5792.3	2424.17
02/02/2006	1239.27	11120.68	15856.05	16205.43	5791.5	2434.66
02/03/2006	1249.68	11115.32	15949.89	15964.46	5828.9	2431.34
02/06/2006	1261.27	11069.06	15918.48	15909.76	5846.2	2431.77
02/07/2006	1262.69	11137.17	15818.09	15663.34	5863.00	2443.56

02/08/2006	1246.25	11069.22	15882.45	15901.16	5857.7	2427.89
02/09/2006	1233.59	11061.85	15802.00	15726.02	5872.4	2435.58
02/10/2006	1239.58	11097.55	15811.83	15627.49	5836.00	2453.67
2/13/2006	1247.42	10993.41	15602.36	16036.91	5860.5	2477.37
2/14/2006	1243.66	11053.53	15493.09	16115.63	5875.9	2481.96
2/15/2006	1245.38	11025.51	15510.13	16361.51	5791.5	2482.67
2/16/2006	1244.44	11021.59	15445.05	16238.36	5844.1	2480.3
2/17/2006	1273.79	10958.59	15542.07	16319.04	5833.00	2493.43
2/20/2006	1305.18	10980.69	15519.76	16096.21	5858.7	2512.88
2/21/2006	1330.11	11005.74	15720.36	16339.73	5897.8	2489.15
2/22/2006	1327.14	10972.28	15729.04	16624.8	5857.4	2502.6
2/23/2006	1302.33	11076.34	15801.66	16495.48	5812.9	2504.25
2/24/2006	1305.62	11076.02	15929.95	16489.37	5855.9	2496.73
2/27/2006	1311.37	11151.34	15922.75	16560.87	5907.9	2512.14
2/28/2006	1311.95	11209.77	15642.81	16650.1	5952.8	2506.7
03/01/2006	1325.22	11253.24	15771.17	16690.24	5950.6	2498.02
03/02/2006	1322.98	11279.65	15716.46	16938.41	5965.1	2498.93
03/03/2006	1329.31	11274.53	15815.87	17045.34	5993.2	2494.41
03/06/2006	1326.45	11235.47	15856.58	17059.66	5999.4	2512.6
03/07/2006	1344.6	11317.43	15745.11	17333.31	5991.7	2497.17
03/08/2006	1355.01	11270.29	15880.69	17292.91	5991.3	2489.27
03/09/2006	1363.29	11279.97	15805.04	17243.98	6007.5	2491.64
03/10/2006	1360.13	11250.11	16063.75	17489.33	5990.1	2497.31
3/13/2006	1372.39	11154.54	16100.09	17563.37	6036.3	2504.23
3/14/2006	1382.12	11215.7	16100.09	17456.58	5972.2	2513.57
3/15/2006	1386.79	11150.7	16411.13	17418.13	5935.7	2520.75
3/16/2006	1417.38	11109.32	16471.78	17162.55	5959.2	2521.04
3/17/2006	1453.23	11144.94	16521.59	17199.15	6015.2	2533.4
3/20/2006	1464.53	11203.85	16475.81	17233.82	5964.6	2548.68
3/21/2006	1459.29	11239.55	16310.76	17000.36	6024.3	2532.59
3/22/2006	1442.87	11216.5	16429.45	17232.86	6004.7	2544.89
3/23/2006	1458.79	11120.04	16637.53	17350.12	6044.1	2542.64
3/24/2006	1481.72	11141.33	16830.44	17317.53	6045.7	2552.05
3/27/2006	1474.61	11089.63	16944.34	17403.96	6026.1	2545.92
3/28/2006	1464.41	11129.97	16912.15	16914.4	6067.00	2554.66
3/29/2006	1476.46	11137.65	16577.77	16970.29	6016.5	2546.25
3/30/2006	1475.89	11073.78	16705.67	17055.93	6000.8	2544.38
3/31/2006	1499.07	11268.77	16672.66	17114.54	6029.4	2550.34
04/03/2006	1484.33	11278.77	16742.85	16906.23	6044.1	2559.25
04/04/2006	1483.06	11342.89	16661.3	16925.71	6089.8	2585.84
04/05/2006	1507.93	11347.45	16868.04	17153.77	6081.4	2583.73
04/06/2006	1532.63	11336.32	17026.98	17291.67	6132.7	2603.45

04/07/2006	1539.4	11283.25	17013.93	17190.91	6098.7	2592.5
04/10/2006	1553.06	11354.49	17301.79	16951.93	6086.6	2583.61
04/11/2006	1525.78	11382.51	17133.99	16862.14	6104.3	2596.65
04/12/2006	1429.54	11367.14	17080.59	16601.78	6060,00	2601.06
4/13/2006	1427.82	11343.29	17140.78	16486.91	6023.1	2610.71
4/14/2006	1462.13	11416.44	16901.85	16158.42	6082.1	2632.8
4/17/2006	1400.85	11400.28	16494.84	16307.67	6010,00	2659.65
4/18/2006	1392.99	11438.86	16393.11	16087.18	6036.9	2644.7
4/19/2006	1309.05	11577.74	16615.55	16155.45	6091.7	2632.42
4/20/2006	1326.26	11584.54	16266.52	15857.87	6067.1	2657.78
4/21/2006	1323.15	11639.77	16313.36	15599.2	6105.6	2629.68
4/24/2006	1333.89	11642.65	15805.52	15907.2	6083.4	2642.89
4/25/2006	1366.17	11500.73	15864.56	15693.75	6042,00	2620.58
4/26/2006	1329.99	11380.99	15822.64	15970.76	5912.1	2534.83
4/27/2006	1321.56	11428.77	15696.89	15915.68	5841.3	2513.7
4/28/2006	1347.69	11419.89	15895.1	15859.45	5846.2	2548.69
05/01/2006	1349.04	11205.61	15963.77	15467.33	5675.5	2502.18
05/02/2006	1316.95	11128.29	15857.89	15503.74	5671.6	2493.98
05/03/2006	1287.18	11144.06	15645.27	15789.31	5657.4	2416.69
05/04/2006	1241.33	11125.32	15912.71	15668.31	5532.7	2429.55
05/05/2006	1274.75	11098.35	16016.23	15384.86	5678.7	2436.55
05/08/2006	1273.11	11117.32	15973.11	15096.01	5587.1	2404.45
05/09/2006	1236.57	11211.05	15816.55	14633.03	5677.7	2445.02
05/10/2006	1234.19	11278.61	15450.11	14750.84	5791,00	2439.91
05/11/2006	1241.65	11094.43	15628.69	14833.01	5652,00	2441.54
05/12/2006	1309.53	11168.31	15621.44	14218.6	5723.8	2383.87
5/15/2006	1295.05	11260.28	15234.42	14309.56	5749.7	2386.7
5/16/2006	1294.97	11247.87	15247.92	14470.76	5764.6	2419.42
5/17/2006	1293.29	11048.72	15435.08	14879.34	5762.1	2407.25
5/18/2006	1303.45	11002.14	15842.65	14860.35	5669.8	2390.01
5/19/2006	1290.17	10930.9	15768.86	14648.41	5706.3	2355.43
5/22/2006	1283.85	10938.82	15608.97	14644.26	5562.9	2297.11
5/23/2006	1285.63	10891.92	15659.36	15135.69	5655.2	2337.44
5/24/2006	1272.05	10792.58	15826.7	15124.04	5620.9	2338.53
5/25/2006	1274.75	10706.14	15808.81	15152.4	5519.6	2293.35
5/26/2006	1310.26	10816.91	15804.81	15171.81	5506.8	2280.67
5/29/2006	1327.76	11015.19	15774.7	14886.11	5619.3	2302.43
5/30/2006	1337.87	11014.54	15742.66	15121.15	5597.4	2373.91
5/31/2006	1338.32	10942.11	15865.22	15505.18	5626.1	2367.9
06/01/2006	1340.02	10974.84	16267.62	15571.62	5658.2	2327.11
06/02/2006	1347.91	11079.46	16326.66	15638.5	5665,00	2329.6
06/05/2006	1339.83	11019.11	16368.98	15523.94	5684.1	2359.55

06/06/2006	1343.95	10989.09	16267.18	15321.4	5692.1	2343.03
06/07/2006	1345.87	11045.28	16440.99	15307.61	5681.2	2367.94
06/08/2006	1334.03	10924.74	16459.78	15552.81	5652.3	2357.58
06/09/2006	1303.59	10973.56	16603.81	15473.82	5678.6	2350.8
06/12/2006	1283.95	11190.8	16490.13	15249.32	5791.5	2386.77
6/13/2006	1286.05	11150.22	16522.21	15097.95	5833.4	2435.39
6/14/2006	1280.49	11228.02	16305.48	14845.24	5884.4	2438.26
6/15/2006	1315.59	11151.82	16135.71	14437.24	5883.5	2448.73
6/16/2006	1314.58	11225.3	16064.82	14500.26	5826.7	2424.11
6/19/2006	1303.15	11090.67	16043.94	14946.84	5890,00	2448.07
6/20/2006	1307.78	11103.55	16097.54	14821.26	5888.9	2445.13
6/21/2006	1312.83	11134.77	16472.62	14794.5	5896.9	2438.45
6/22/2006	1330.59	11013.18	16464.18	15005.24	5857.3	2415.91
6/23/2006	1337.41	10846.29	16480.59	14884.07	5860.6	2422.76
6/26/2006	1351.65	10739.35	16583.86	15179.78	5765,00	2396.64
6/27/2006	1371.69	10747.36	16617.24	15342.87	5707.6	2363.55
6/28/2006	1394.37	10799.23	16916.77	15456.81	5701,00	2320.2
6/29/2006	1379.72	11011.42	16955.04	15440.91	5681.7	2333.81
6/30/2006	1389.35	10928.1	16971.34	15464.29	5778,00	2341.79
07/03/2006	1403.49	10868.38	16911.37	15470.37	5770.9	2383.54
07/04/2006	1396.08	11051.05	17032.75	15499.18	5719.7	2371.37
07/05/2006	1413.1	11103.71	17048.42	15154.06	5833.9	2375.04
07/06/2006	1384.86	11102.51	16887.8	15464.66	5851.2	2407.56
07/07/2006	1402.19	11100.43	16953.55	15656.59	5877.1	2406.31
07/10/2006	1415.23	11219.7	17048.2	15630.91	5929.5	2444.66
07/11/2006	1424.24	11185.68	17346.58	15565.02	5974.9	2429.44
07/12/2006	1437.77	11125.73	17222.14	15857.11	5928.3	2445.43
7/13/2006	1435.03	11199.92	17249.95	15816.19	5880.8	2445.04
7/14/2006	1438.63	11242.59	17290.01	16071.36	5932.1	2453.99
7/17/2006	1429.49	11240.35	17274.07	16020.84	5838.4	2457.09
7/18/2006	1416.93	11219.38	17451.03	16105.98	5889.4	2462.92
7/19/2006	1418.01	11173.59	17373.05	15969.04	5828.8	2460.25
7/20/2006	1432.93	11076.18	17330.7	16181.17	5818.1	2465.04
7/21/2006	1425.23	11124.37	17007.88	16163.03	5860.5	2444.63
7/24/2006	1431.26	11088.02	17149.75	15960.62	5823.4	2450.63
7/25/2006	1444.49	11097.87	17088.39	15938.66	5820.1	2450.5
7/26/2006	1469.56	11230.26	16883.04	15762.59	5870.9	2440.62
7/27/2006	1468.24	11327.12	16955.45	15890.56	5897.9	2453.43
7/28/2006	1472.56	11334.96	16922.29	15872.02	5896.6	2470.65
7/31/2006	1470.47	11381.47	17083.28	16140.76	5900.4	2483.53
08/01/2006	1466.57	11345.04	17284.71	16134.25	5903.4	2467.3
08/02/2006	1447.26	11339.84	17392.27	16358.07	5915.2	2480.99

08/03/2006	1379.71	11297.9	17423.72	16385.96	5902.6	2472.26
08/04/2006	1451.08	11304.46	17513.88	16284.09	5860.00	2446.11
08/07/2006	1461.29	11284.05	17438.8	16012.41	5869.1	2453.21
08/08/2006	1465.7	11352.01	17258.51	16080.46	5878.6	2427.05
08/09/2006	1474.26	11369.94	17096.44	15794.38	5888.3	2455.33
08/10/2006	1485.35	11382.91	17145.76	15719.34	5929.3	2471.4
08/11/2006	1479.31	11381.15	16948.59	15750.05	5906.1	2482.39
8/14/2006	1507.37	11464.15	17075.4	15942.39	5949.1	2491.49
8/15/2006	1510.83	11469.28	17210.04	15866.93	5986.6	2520.45
8/16/2006	1506.76	11406.2	17183.45	15874.28	5981.7	2519.72
8/17/2006	1500.11	11331.44	17237.65	15718.67	5929.3	2526.53
8/18/2006	1523.06	11392.11	17387.21	15834.23	5858.1	2505.39
8/21/2006	1533.8	11396.84	17346.7	15634.67	5879.3	2510.14
8/22/2006	1534.62	11498.09	17512.96	15633.81	5850.8	2488.51
8/23/2006	1528.91	11543.32	17619.97	15557.45	5895.5	2487.2
8/24/2006	1537.71	11527.39	17600.65	15947.87	5892.2	2508.03
8/25/2006	1416.93	11560.77	17546.04	16024.85	5877.2	2518.97
8/28/2006	1544.98	11555.00	17308.08	16127.58	5877.00	2521.91
8/29/2006	1549.63	11540.91	17521.51	16254.29	5890.2	2552.02
8/30/2006	1543.43	11613.19	17530.57	16242.09	5831.8	2538.24
8/31/2006	1554.92	11533.23	17543.05	16082.55	5866.2	2531.42
09/01/2006	1553.12	11508.1	17543.05	16449.33	5896.7	2538.26
09/04/2006	1549.54	11575.81	17606.53	16436.06	5822.3	2520.5
09/05/2006	1572.19	11669.39	17629.21	16477.25	5798.3	2523.89
09/06/2006	1561.79	11689.24	17907.67	16400.57	5873.6	2526.00
09/07/2006	1566.83	11718.45	17903.39	16368.81	5930.1	2557.9
09/08/2006	1564.55	11679.07	17675.24	16536.54	5971.3	2567.97
09/11/2006	1568.59	11670.35	17823.7	16692.76	5960.8	2568.86
09/12/2006	1572.85	11727.34	17862.79	16611.59	5957.8	2600.06
9/13/2006	1580.19	11850.61	17873.09	16653.00	5937.1	2593.27
9/14/2006	1582.63	11866.69	17988.86	16551.36	5966.5	2602.92
9/15/2006	1589.87	11850.21	18010.2	16651.63	6004.5	2641.48
9/18/2006	1607.69	11857.81	18014.84	16788.82	6001.2	2649.3
9/19/2006	1612.92	11867.17	18048.09	16780.47	6030.9	2621.51
9/20/2006	1640.85	11852.13	17986.97	16699.3	6072.7	2647.66
9/21/2006	1654.15	11947.7	18113.55	16811.6	6073.5	2641.61
9/22/2006	1646.07	11960.51	18089.85	16669.07	6121.3	2640.64
9/25/2006	1660.27	11980.59	18153.41	16351.85	6157.3	2666.68
9/26/2006	1500.10	11950.02	18157.94	16399.39	6172.4	2669.55
9/27/2006	1639.27	11992.68	18353.74	16375.26	6108.6	2637.7
9/28/2006	1672.07	12011.73	18297.55	16350.02	6150.4	2642.42
9/29/2006	1670.11	12002.37	18297.55	16364.76	6156.00	2667.58

10/02/2006	1668.83	12116.91	18324.35	16393.41	6155.2	2686.43
10/03/2006	1672.11	12127.88	18453.65	16215.74	6166.1	2691.61
10/04/2006	1684.01	12134.68	18714.78	16198.57	6182.5	2714.66
10/05/2006	1681.34	12163.66	18749.69	16112.43	6214.6	2741.69
10/06/2006	1705.44	12090.26	18936.55	16022.49	6184.8	2729.98
10/09/2006	1704.13	12086.49	18939.31	16289.55	6160.9	2691.6
10/10/2006	1717.73	12080.73	18811.24	16243.47	6126.8	2701.75
10/11/2006	1728.93	12031.02	18952.86	16163.87	6129.2	2737.78
10/12/2006	1691.09	12018.54	18891.14	16091.73	6149.6	2730.98
10/13/2006	1713.39	11986.04	18868.54	15725.94	6149.3	2722.31
10/16/2006	1718.96	12105.55	18878.42	15734.14	6148.1	2729.13
10/17/2006	1734.75	12156.77	19093.00	15914.23	6224.5	2749.22
10/18/2006	1731.24	12176.54	19154.07	15734.6	6244,00	2735.3
10/19/2006	1776.76	12103.3	19182.71	15885.38	6239,00	2745.59
10/20/2006	1784.43	12108.43	18954.63	15855.26	6231.5	2745.31
10/23/2006	1782.12	12131.88	19008.3	16076.2	6208.4	2747.24
10/24/2006	1775.29	12218.01	19250.79	16274.33	6194.2	2759.88
10/25/2006	1759.67	12251.71	19265.32	16321.78	6186.6	2777.62
10/26/2006	1754.58	12305.82	19260.3	16303.59	6229.8	2798.45
10/27/2006	1753.79	12342.55	19204.01	16265.76	6254.9	2813.18
10/30/2006	1767.8	12316.54	18639.53	16371.28	6192,00	2771.41
10/31/2006	1792.17	12321.59	18780.93	16473.36	6204.5	2802.88
11/01/2006	1787.62	12326.95	18960.48	16417.82	6202.6	2830.02
11/02/2006	1736.67	12280.17	18690.82	16527.99	6160.3	2838.48
11/03/2006	1766.79	12121.71	18702.73	16637.78	6140,00	2814.81
11/06/2006	1789.09	12136.44	18944.19	16692.93	6122.1	2840.94
11/07/2006	1785.76	12226.73	19026.36	16829.2	6050.1	2787.81
11/08/2006	1783.98	12221.93	18842.99	16914.31	6025.9	2826.36
11/09/2006	1803.27	12194.13	18739.99	16962.11	6084.4	2838.53
11/10/2006	1805.52	12283.85	18924.66	16776.88	6048.8	2836.04
11/13/2006	1836.52	12331.6	18907.17	17011.04	6021.5	2850.72
11/14/2006	1834.71	12309.25	18718.19	17047.83	6050.4	2901.99

Sumber: www.yahoo-finance.com

Data Analisis Harian Indeks Global pada saat sesudah peristiwa *Subprime Mortgage* pada tahun 2009-2010.

Observasi	IHSG (Y)	DJI (X1)	HSI (X2)	NIKKEI (X3)	FTSE (X4)	STI (X5)
01/01/2009	1628.85	7270.89	11921.52	8749.84	4006.8	1493.53
01/02/2009	1615.23	7182.08	11344.58	8857.93	4018.4	1577.52
01/05/2009	1592.7	7062.93	11694.05	8832.85	3889.1	1586.32
01/06/2009	1591.34	6763.29	11930.66	8595.01	3850.7	1559.03
01/07/2009	1576.08	6726.02	12001.53	8916.06	3816.4	1575.94
01/08/2009	1595.92	6875.84	12525.8	8964.11	3849,00	1584.86
01/09/2009	1644.19	6594.44	12976.71	8924.43	3915.6	1596.92
01/12/2009	1722.77	6626.94	12878.09	8842.68	3830.1	1664.08
1/13/2009	1729.58	6547.05	13117.17	8742.96	3625.8	1706.34
1/14/2009	1788.15	6926.49	13130.92	8755.26	3512.1	1691.68
1/15/2009	1772.07	6930.4	12833.51	8907.58	3645.9	1758.79
1/16/2009	1798.34	7170.06	13447.42	8924.75	3529.9	1745.66
1/19/2009	1828.85	7223.98	13910.34	8711.33	3530.7	1673.14
1/20/2009	1862.53	7216.97	13622.11	8727.3	3542.4	1699.99
1/21/2009	1830.74	7395.7	14108.98	8847.01	3715.2	1702.26
1/22/2009	1842.02	7486.58	14119.5	8707.99	3693.8	1803.34
1/23/2009	1851.33	7400.8	13456.33	8726.34	3712.1	1820.87
1/26/2009	1785,00	7278.38	13576.02	8493.77	3753.7	1847.98
1/27/2009	1750.91	7775.86	13519.54	8828.26	3864,00	1802.39
1/28/2009	1803.57	7660.21	14521.97	8977.37	3857.1	1783.96
1/29/2009	1886.02	7749.81	14545.69	9385.7	3805,00	1828.51
1/30/2009	1885.72	7924.56	14998.04	9432.83	3816.9	1876.77
02/02/2009	1881.71	7776.18	14928.97	9451.98	3842.9	1897.02
02/03/2009	1890.97	7522.02	14474.86	9298.61	3952.8	1905.99
02/04/2009	1857.59	7608.92	14901.41	9340.49	3911.5	1891.75
02/05/2009	1892.84	7761.6	14901.41	9093.73	3900.3	1896.56
02/06/2009	1902.88	7978.08	15580.16	9265.02	3925.2	1874.85
02/09/2009	1916.83	8017.59	15669.62	9038.69	3898.9	1887.25
02/10/2009	1998.58	7975.85	15582.99	9290.29	3762.9	1843.41
02/11/2009	1998.64	7789.56	15601.27	9344.64	3926.1	1859.98
02/12/2009	2010.91	7837.11	15750.91	9264.15	3955.6	1852.85
2/13/2009	2032.72	8083.38	15285.89	9225.81	4125,00	1818.61
2/16/2009	2078.93	8057.81	14878.45	9347,00	4029.7	1808.41
2/17/2009	2056.65	7920.18	15214.46	9310.81	3993.5	1849.57
2/18/2009	2093.29	8029.62	15258.85	9438.77	3930.5	1920.28
2/19/2009	2108.81	8125.43	14840.42	9451.39	3925.5	1920.28
2/20/2009	2089.58	8131.33	14555.11	9522.5	3983.7	2028.71

2/23/2009	2090.94	7841.73	14956.95	9677.75	3989,00	2074.35
2/24/2009	2069.88	7969.56	15520.99	9704.31	3968.4	2179.03
2/25/2009	2030.37	7886.57	15520.99	9741.67	4053,00	2241.6
2/26/2009	2024.96	7957.06	16381.05	9668.96	4092.8	2238.21
2/27/2009	1950.99	8076.29	16430.08	9768.01	3990.9	2166.1
03/02/2009	1990.47	8025,00	16834.57	9865.63	3987.5	2178.13
03/03/2009	1975.03	8016.95	17217.89	9786.82	4030.7	2185.29
03/04/2009	1914.39	8185.73	17389.87	9991.49	4018.2	2122.11
03/05/2009	1995.67	8168.12	17087.95	9981.33	4156,00	2139.78
03/06/2009	2044.17	8212.41	17153.64	10135.82	4167,00	2176.98
03/09/2009	2040.19	8426.74	17059.62	10039.67	4096.4	2260.36
03/10/2009	2033.72	8410.65	16541.69	9752.88	4189.6	2269.24
03/11/2009	2026.78	8512.28	16790.7	9840.85	4243.7	2210.97
03/12/2009	2059.88	8409.85	17022.91	9703.72	4243.2	2245.27
3/13/2009	2065.75	8574.65	17544.03	9786.26	4336.9	2267.46
3/16/2009	2075.3	8418.77	17475.84	9826.27	4396.5	2238.79
3/17/2009	2035.01	8469.11	17199.49	9549.61	4398.7	2306.08
3/18/2009	2083.25	8284.89	17062.52	9590.32	4462.1	2292.97
3/19/2009	2083.97	8331.32	17121.82	9796.08	4435.5	2329.08
3/20/2009	2063.09	8268.64	16991.56	9877.39	4425.5	2380.07
3/23/2009	2020.14	8504.08	17885.27	9783.47	4331.4	2375.82
3/24/2009	2056.58	8474.85	18171,00	9958.44	4362.6	2383.82
3/25/2009	2123.28	8422.04	18888.59	9939.93	4348.1	2362.74
3/26/2009	2117.95	8292.13	18389.08	9876.15	4446.5	2396.35
3/27/2009	2106.35	8277.32	18576.47	9816.07	4482.3	2333.7
3/30/2009	2146.55	8473.49	18502.77	9680.87	4468.4	2349.87
3/31/2009	2125.61	8300.02	18679.53	9647.79	4345.5	2391.22
04/01/2009	2160.72	8403.8	18253.39	9420.75	4365.3	2381.81
04/02/2009	2185.65	8500.33	18058.49	9291.06	4411.7	2377.07
04/03/2009	2209.1	8721.44	18785.66	9287.28	4416.2	2316.56
04/06/2009	2237.1	8740.87	18791.03	9050.33	4387.5	2288.16
04/07/2009	2225.81	8675.24	18889.68	9261.81	4417.9	2271.45
04/08/2009	2298.14	8750.24	18498.96	9269.25	4506.2	2237.2
04/09/2009	2323.24	8763.13	18165.5	9344.16	4477,00	2273.18
04/10/2009	2338.8	8764.49	18084.6	9395.32	4383.4	2266.92
4/13/2009	2360.09	8763.06	17776.66	9652.02	4386.9	2226.1
4/14/2009	2317.06	8739.02	17920.93	9723.16	4438.6	2278.96
4/15/2009	2359.98	8770.92	18059.55	9792.94	4405.2	2302.46
4/16/2009	2349.13	8799.26	17538.37	9944.55	4404.8	2317.95
4/17/2009	2389.56	8612.13	17892.15	10088.66	4436.8	2317.17
4/20/2009	2399.28	8504.67	18275.03	10087.26	4461.9	2333.14
4/21/2009	2347.36	8497.18	18600.26	10113.24	4442,00	2352.55

4/22/2009	2396.49	8555.6	18528.51	10165.21	4326,00	2320.82
4/23/2009	2386.86	8539.73	18378.73	10356.83	4328.6	2299.75
4/24/2009	2336.99	8339.01	18178.05	10352.47	4278.5	2266.09
4/27/2009	2277.75	8322.91	18203.4	10375.01	4280.9	2272.26
4/28/2009	2328.64	8299.86	17979.41	10252.53	4345.9	2259.77
4/29/2009	2333.9	8472.4	17862.27	10388.09	4234,00	2307.61
4/30/2009	2375.87	8438.39	17721.07	10412.09	4230,00	2307.98
05/01/2009	2380.52	8529.38	17790.59	10524.26	4280,00	2266.64
05/04/2009	2380.09	8447,00	17708.42	10585.46	4252.6	2310.55
05/05/2009	2356.06	8504.06	17254.63	10435,00	4241,00	2389.42
05/06/2009	2377.25	8280.74	17885.73	10517.19	4294,00	2401.02
05/07/2009	2341.54	8324.87	18258.66	10597.33	4249.2	2430.96
05/08/2009	2326.91	8163.6	18361.87	10268.61	4340.7	2456.15
05/11/2009	2285.93	8178.41	18805.66	10284.96	4234.3	2454.33
05/12/2009	2322.25	8183.17	19502.37	10204,00	4236.3	2450.83
5/13/2009	2322.74	8146.52	19501.73	10383.41	4194.9	2484.9
5/14/2009	2340.39	8331.68	19248.17	10238.2	4187,00	2533.43
5/15/2009	2371.3	8359.49	19817.7	10581.05	4140.2	2576.66
5/18/2009	2383.34	8616.21	19982.79	10497.36	4158.7	2624.04
5/19/2009	2411.86	8711.82	20251.62	10639.71	4127.2	2604.06
5/20/2009	2415.95	8743.94	20624.54	10473.97	4202.1	2636.19
5/21/2009	2382.7	8848.15	20135.5	10534.14	4237.7	2659.2
5/22/2009	2420.11	8915.94	20234.08	10492.53	4346.5	2681.64
5/25/2009	2439.36	8881.26	20573.33	10530.06	4361.8	2648.76
5/26/2009	2456.99	9069.29	20807.26	10280.46	4388.8	2606.83
5/27/2009	2468.9	9093.24	20796.43	10214.64	4443.6	2601.5
5/28/2009	2444.58	9108.51	20494.77	10187.11	4481.2	2549.35
5/29/2009	2397.83	9096.72	20899.24	10320.94	4493.7	2549.35
06/01/2009	2443.83	9070.72	20375.37	10393.23	4559.8	2597.3
06/02/2009	2467.59	9154.46	20929.52	10312.14	4576.6	2571.31
06/03/2009	2477.97	9171.61	21074.21	10513.67	4586.1	2614.18
06/04/2009	2479.85	9286.56	20435.24	10444.33	4528.8	2631.51
06/05/2009	2480.41	9320.19	20861.3	10202.06	4547.5	2545.98
06/08/2009	2528.15	9280.97	20893.33	10217.62	4631.6	2567.72
06/09/2009	2513.41	9256.26	20137.65	10270.77	4608.4	2522.78
06/10/2009	2484.52	9370.07	20306.27	10443.8	4682.5	2559.57
06/11/2009	2474.4	9337.95	19954.23	10370.54	4671.4	2544.86
06/12/2009	2456.69	9241.45	20328.86	10544.22	4647.1	2612.33
6/15/2009	2471.99	9361.61	20199.02	10265.98	4690.5	2618.76
6/16/2009	2511.72	9398.19	20535.94	10009.52	4731.6	2628.43
6/17/2009	2515.38	9321.4	20435.24	10100.2	4722.2	2642.23
6/18/2009	2515.81	9135.34	20456.32	10133.23	4671.3	2642.8

6/19/2009	2520.92	9217.94	20242.75	9978.64	4716.8	2592.9
6/22/2009	2502.22	9279.16	20098.62	9731.87	4755.5	2596.39
6/23/2009	2476.8	9350.05	19724.19	9674.49	4714,00	2569.93
6/24/2009	2433.18	9505.96	19872.3	9691.8	4645,00	2598.36
6/25/2009	2467.95	9509.28	19522,00	9799.6	4685.8	2622.69
6/26/2009	2467.71	9539.29	19761.68	9832.47	4689.7	2660.91
6/29/2009	2425.2	9543.52	20318.62	10016.39	4756.6	2650.48
6/30/2009	2355.31	9580.63	20629.31	10076.56	4850.9	2682.02
07/01/2009	2344.03	9544.2	21069.81	10060.21	4896.2	2681.03
07/02/2009	2367.7	9496.28	20851.04	10238.65	4916.8	2639.74
07/03/2009	2371.64	9310.6	21069.56	10257.56	4890.6	2638.4
07/06/2009	2334.11	9280.67	21161.42	10236.51	4869.4	2674.42
07/07/2009	2371.86	9344.61	20932.2	10336.84	4908.9	2672.6
07/08/2009	2367.21	9441.27	20866.37	10333.39	4819.7	2647.91
07/09/2009	2395.11	9497.34	21402.92	10267.17	4817.5	2647.91
07/10/2009	2406.43	9547.22	21768.51	10282.99	4796.8	2685.63
7/13/2009	2381.96	9627.48	21623.45	10362.62	4851.7	2685.94
7/14/2009	2403.88	9605.41	21472.85	10212.46	4933.2	2667.43
7/15/2009	2420.28	9626.8	21701.14	10075.05	4947.3	2662.82
7/16/2009	2426.8	9683.41	21595.52	9891.1	5004.3	2629.25
7/17/2009	2468.68	9791.71	21050.73	10034.74	4987.7	2663.31
7/20/2009	2473.79	9783.92	21024.4	9802.95	5011.5	2672.57
7/21/2009	2484.23	9820.2	20588.41	9844.31	5018.9	2657.44
7/22/2009	2468.79	9778.86	21013.17	9717.44	5042.1	2604.53
7/23/2009	2487.36	9829.87	20955.25	9789.35	5124.1	2583.73
7/24/2009	2481.42	9748.55	20955.25	9808.99	5164,00	2611.89
7/27/2009	2471.88	9707.44	20375.49	9870.73	5172.9	2634.63
7/28/2009	2461.53	9665.19	20429.07	9871.68	5134.4	2650.95
7/29/2009	2393.52	9789.36	20811.53	9804.49	5142.6	2652.51
7/30/2009	2415.84	9742.2	21241.59	9770.31	5139.4	2680.47
7/31/2009	2452.5	9712.28	21492.9	9791.18	5079.3	2668.4
08/03/2009	2471.56	9509.28	21499.44	9729.93	5082.2	2708.48
08/04/2009	2500.04	9487.67	21299.35	9676.8	5165.7	2712.15
08/05/2009	2511.54	9599.75	21467.36	9549.47	5159.7	2708.12
08/06/2009	2483.76	9731.25	21886.48	9497.68	5133.9	2711.7
08/07/2009	2483.89	9725.58	21999.08	9401.58	5047.8	2711.09
08/10/2009	2481.3	9786.87	21929.9	9441.64	4988.7	2692.55
08/11/2009	2486.44	9864.94	22200.46	9383.24	5024.3	2681.97
08/12/2009	2519.1	9885.8	22384.96	9081.52	5138,00	2715.34
8/13/2009	2506.39	9871.06	22318.11	9345.55	5108.9	2716.62
8/14/2009	2494.74	10015.86	22210.52	9572.2	5154.6	2694.5
8/17/2009	2522.54	10062.94	22589.73	9608.94	5161.9	2648.98

8/18/2009	2509.58	9995.91	22589.73	9977.67	5210.2	2632.31
8/19/2009	2431.39	10092.19	22169.59	10022.59	5154.1	2651.13
8/20/2009	2467.64	10041.48	21761.58	10167.6	5256.1	2645.43
8/21/2009	2474.88	9949.36	21264.99	10140.47	5223.00	2621.55
8/24/2009	2474.88	10081.31	21752.87	10004.72	5190.2	2648.64
8/25/2009	2509.69	9972.18	21620.19	9862.82	5281.5	2629.35
8/26/2009	2518.99	9867.96	21240.06	10107.87	5257.9	2658.21
8/27/2009	2534.36	9882.17	21614.77	10105.68	5207.4	2693.38
8/28/2009	2575.41	9762.69	21479.08	10083.48	5242.6	2707.6
8/31/2009	2605.28	9962.58	21829.72	10177.41	5191.7	2740.43
09/01/2009	2603.3	9712.73	22207.55	10163.8	5201.00	2726.24
09/02/2009	2586.9	9789.44	22268.16	10142.05	5080.4	2727.23
09/03/2009	2614.37	9771.91	22627.21	10183.47	5137.7	2783.85
09/04/2009	2632.2	9802.14	22397.57	10378.03	5044.5	2764.95
09/07/2009	2659.55	10005.96	22553.63	10536.92	5104.5	2745.04
09/08/2009	2632.87	10023.42	22943.98	10494.71	5037.2	2758.79
09/09/2009	2645.18	10226.94	22914.15	10634.23	5107.9	2761.54
09/10/2009	2647.09	10246.97	22840.33	10638.06	5125.6	2797.88
09/11/2009	2642.55	10291.26	22643.16	10546.44	5142.7	2779.98
9/14/2009	2666.07	10197.47	22455.84	10654.79	5235.2	2792.84
9/15/2009	2667.27	10270.47	22771.39	10681.83	5230.5	2762.22
9/16/2009	2638.38	10406.96	22423.14	10731.45	5266.8	2762.22
9/17/2009	2610.34	10437.42	22611.8	10681.66	5276.5	2732.12
9/18/2009	2597.86	10426.31	22210.41	10798.32	5296.4	2770.95
9/21/2009	2578.42	10332.44	21134.5	10879.14	5382.7	2796.34
9/22/2009	2564.55	10318.16	21821.5	10735.03	5345.9	2808.18
9/23/2009	2619.56	10450.95	22113.15	10907.68	5342.1	2791.01
9/24/2009	2610.8	10433.71	22289.57	10982.1	5267.7	2796.98
9/25/2009	2587.55	10464.4	22553.87	10855.08	5251.4	2805.5
9/28/2009	2580.25	10309.92	22498.15	10764.9	5243.4	2797.21
9/29/2009	2604.55	10344.84	22324.96	10737.52	5355.5	2781.86
9/30/2009	2593.22	10471.58	22060.52	10868.41	5324.00	2800.75
10/01/2009	2518.98	10452.68	21741.76	10590.55	5364.8	2799.54
10/02/2009	2475.57	10366.15	21700.04	10512.69	5194.1	2798.7
10/05/2009	2489.49	10388.9	21902.11	10325.28	5245.7	2813.93
10/06/2009	2483.44	10390.11	22085.75	10252.08	5190.7	2813.27
10/07/2009	2507.75	10285.97	21813.92	10414.29	5312.2	2802.59
10/08/2009	2534.14	10337.05	21611.74	10198.04	5327.4	2786.81
10/09/2009	2517.46	10405.83	21347.63	10205.02	5313.00	2823.82
10/12/2009	2558.5	10471.5	21175.88	10371.09	5322.4	2841.56
10/13/2009	2581.34	10501.05	20948.1	10404.33	5310.7	2837.7
10/14/2009	2560.03	10452.00	21092.04	10355.98	5223.1	2855.68

10/15/2009	2554.38	10441.12	21328.74	10057.09	5203.9	2869.76
10/16/2009	2564.26	10308.26	21517.00	9951.82	5244.4	2879.76
10/19/2009	2583.65	10328.89	21480.22	9932.9	5261.6	2897.62
10/20/2009	2579.42	10414.14	21499.44	9963.99	5315.3	2894.55
10/21/2009	2549.03	10464.93	21496.62	10092.19	5285.8	2920.28
10/22/2009	2554.67	10466.44	21872.5	10013.3	5320.3	2930.49
10/23/2009	2576.59	10520.1	21823.28	10034.25	5217.6	2913.25
10/26/2009	2567.09	10547.08	22279.58	10306.83	5196.8	2922.76
10/27/2009	2565.65	10545.41	22416.67	10335.69	5294.00	2933.53
10/28/2009	2578.77	10548.51	22269.45	10123.58	5328.7	2916.11
10/29/2009	2626.45	10428.05	22296.75	10400.47	5372.4	2888.38
10/30/2009	2657.17	10583.96	22411.52	10352.1	5402.4	2909.52
11/02/2009	2670.22	10572.02	22326.64	10198.83	5437.6	2908.42
11/03/2009	2676.52	10573.68	21748.6	10101.96	5397.9	2912.02
11/04/2009	2666.51	10606.86	21716.95	10126.03	5412.9	2912.92
11/05/2009	2669.61	10618.19	21654.16	10172.06	5500.3	2893.13
11/06/2009	2756.26	10663.99	21460.01	10221.84	5522.5	2850.98
11/09/2009	2737.24	10627.26	21677.98	10253.14	5530.00	2819.71
11/10/2009	2742.97	10680.77	21286.17	10145.72	5526.7	2811.71
11/11/2009	2702.4	10710.55	20862.67	10368.96	5534.2	2740.33
11/12/2009	2720.86	10609.65	20726.18	10585.92	5538.1	2706.26
11/13/2009	2774.85	10725.43	20598.55	10567.65	5498.7	2757.68
11/16/2009	2799.15	10603.15	20109.33	10563.92	5473.5	2745.35
11/17/2009	2813.08	10389.88	20033.07	10664.95	5498.2	2736.17
11/18/2009	2794.77	10172.98	20356.37	10751.26	5455.4	2720.87
11/19/2009	2798.27	10196.86	20121.99	10751.98	5494.4	2764.84
11/20/2009	2777.3	10194.29	20243.75	10721.71	5513.1	2744.98
11/23/2009	2830.00	10236.16	20272.18	10846.98	5420.8	2683.56
11/24/2009	2887.25	10120.46	20722.08	10744.03	5335.1	2693.62
11/25/2009	2880.97	10067.33	20341.64	10824.72	5303.00	2745.02
11/26/2009	2898.58	10185.53	19665.08	10774.15	5260.3	2734.39
11/27/2009	2850.83	10296.85	19550.89	10815.03	5276.9	2753.63
11/30/2009	2845.01	10270.55	19790.28	10828.85	5217.5	2758.9
12/01/2009	2881.33	10002.18	19922.22	10996.37	5145.7	2758.9
12/02/2009	2884.7	10012.23	20290.69	10986.47	5188.5	2758.9
12/03/2009	2885.01	9908.39	20268.69	11097.14	5247.4	2794.06
12/04/2009	2900.53	10058.64	20534.01	11089.94	5283.3	2769.19
12/07/2009	2878.67	10038.38	20422.15	11244.4	5253.1	2757.14
12/08/2009	2840.43	10144.19	19894.02	11286.09	5139.3	2757.46
12/09/2009	2891.27	10099.14	20377.27	11339.3	5060.9	2782.55
12/10/2009	2912.83	10268.81	20623.00	11282.32	5092.3	2762.14
12/11/2009	2926.53	10309.24	20467.74	11292.83	5111.8	2749.15

12/14/2009	2924.73	10392.9	20399.57	11168.2	5132,00	2750.86
12/15/2009	2944.71	10402.35	20608.7	11204.34	5161.5	2774.06
12/16/2009	2939.3	10383.38	21056.93	11251.9	5142.5	2772.2
12/17/2009	2903.32	10282.41	20906.11	11161.23	5167.5	2782.79
12/18/2009	2926.86	10374.16	20876.79	11204.9	5244.1	2768.7
12/21/2009	2971.25	10321.03	20575.78	11273.79	5276.6	2790.29
12/22/2009	2960.9	10325.26	20787.97	11102.18	5325.1	2834.57
12/23/2009	2959.01	10403.79	21196.87	10908.77	5358.2	2839.54
12/24/2009	2846.24	10405.98	21207.55	10900.68	5352.1	2862.29
12/25/2009	2810.62	10396.76	21208.29	11090.05	5315.1	2873.91
12/28/2009	2739.33	10444.14	21228.2	10949.09	5342.9	2881.36
12/29/2009	2850.43	10566.2	21209.74	10914.46	5278.2	2874.33
12/30/2009	2812.89	10552.52	21079.1	11165.79	5354.5	2896.43
12/31/2009	2847.62	10564.38	21022.93	11212.66	5405.9	2919.3
01/01/2010	2858.39	10567.33	21384.49	10924.79	5484.1	2913.94
01/04/2010	2819.47	10611.84	21330.67	11057.4	5533.2	2915.7
01/05/2010	2834.19	10624.69	21370.82	10695.69	5527.2	2889.18
01/06/2010	2729.48	10642.15	20933.25	10364.59	5599.8	2905.66
01/07/2010	2694.25	10685.98	20987.78	10530.7	5606.7	2886.36
01/08/2010	2623.22	10733.67	21008.62	10411.1	5602.3	2888.37
01/11/2010	2609.61	10779.17	20778.55	10394.03	5640.6	2906.28
01/12/2010	2514.12	10741.98	21053.11	10620.55	5617.3	2929.14
1/13/2010	2696.78	10785.89	21237.43	10462.51	5625.6	2933.39
1/14/2010	2713.92	10888.83	21374.79	10235.76	5593.9	2887.46
1/15/2010	2796.96	10836.15	21239.35	10242.64	5620.4	2943.02
1/18/2010	2724.61	10841.21	21537,00	10186.84	5644.6	2968.38
1/19/2010	2733.68	10850.36	21537,00	10030.31	5642.6	2975.51
1/20/2010	2810.98	10895.86	21537,00	9784.54	5650.1	2988.1
1/21/2010	2823.25	10907.42	21928.77	9758.4	5644.5	2963.19
1/22/2010	2750.23	10856.63	21867.04	9459.89	5673.6	2971.97
1/25/2010	2779.98	10927.07	22208.5	9522.66	5677.9	2977.17
1/26/2010	2785.79	10973.55	22138.17	9639.72	5727.6	2971.6
1/27/2010	2770.79	10969.99	22103.53	9762.98	5703,00	3019.74
1/28/2010	2801.9	10897.52	22121.43	9768.7	5710.7	3016.94
1/29/2010	2826.84	10927.07	22157.82	9711.83	5672.3	3007.19
02/01/2010	2830.17	10997.35	21865.26	9603.24	5679.6	2960.93
02/02/2010	2858.66	11005.97	21405.17	9914.19	5744.9	2981.37
02/03/2010	2891.1	11019.42	21623.38	9901.19	5780.4	2967.65
02/04/2010	2929.59	11123.11	21510.93	9520.8	5762.1	2980.69
02/05/2010	2941.9	11144.57	21454.94	9537.94	5712.7	2988.49
02/08/2010	2934.59	11018.66	21244.49	9439.13	5771,00	3002.62
02/09/2010	2924.79	11092.05	21587.06	9542.65	5777.6	2991.68

02/10/2010	2914.09	11117.06	21261.79	9705.25	5761.7	2932.04
02/11/2010	2947.02	11124.92	20949.4	9879.85	5796.3	2959.01
02/12/2010	2955.73	11134.29	20778.92	9887.89	5825.00	2974.61
2/15/2010	2893.37	11204.28	21108.59	10067.15	5744.00	2944.22
2/16/2010	2913.68	11205.03	20811.36	9999.4	5727.9	2901.18
2/17/2010	2874.25	10991.99	20763.05	9995.02	5783.7	2860.31
2/18/2010	2871.55	11045.27	20327.54	10238.01	5723.4	2839.65
2/19/2010	2877.3	11167.32	20133.41	10112.89	5665.3	2821.11
2/22/2010	2910.65	11008.61	19920.29	9923.7	5723.6	2880.48
2/23/2010	2902.04	11151.83	20426.64	9928.34	5753.9	2857.67
2/24/2010	2915.91	10926.77	20146.51	9737.48	5603.5	2880.33
2/25/2010	2943.9	10868.12	20212.49	9693.94	5586.6	2867.92
2/26/2010	2958.79	10520.32	20422.46	9570.67	5617.8	2855.21
03/01/2010	2961.51	10380.43	20145.43	9382.64	5553.3	2833.69
03/02/2010	2981.06	10785.14	19715.2	9191.6	5411.1	2844.35
03/03/2010	2980.6	10748.26	19944.94	9203.71	5341.9	2774.54
03/04/2010	2992.45	10896.91	19578.98	9266.78	5261.00	2753.51
03/05/2010	2975.57	10782.95	19545.83	9338.04	5123.00	2701.2
03/08/2010	2995.44	10620.16	19667.76	9279.65	5387.4	2723.87
03/09/2010	3013.4	10625.83	18985.5	9535.74	5334.2	2650.61
03/10/2010	3009.92	10510.95	19196.45	9585.32	5383.5	2696.02
03/11/2010	3042.02	10444.37	19431.37	9548.11	5433.7	2739.7
03/12/2010	3023.7	10068.01	19766.71	9537.23	5262.9	2739.7
3/15/2010	3041.68	10193.39	19765.19	9795.24	5262.5	2752.6
3/16/2010	3057.48	10066.57	19496.95	9685.53	5307.3	2715.44
3/17/2010	3096.82	10043.75	19471.8	9408.36	5158.1	2727.57
3/18/2010	3069.28	9974.45	19786.71	9300.46	5073.1	2793.47
3/19/2010	3058.98	10258.99	19780.07	9278.83	5062.9	2806.51
3/22/2010	2973.66	10136.63	19378.15	9220.88	5069.6	2751.88
3/23/2010	2983.25	10024.02	19487.48	9430.96	4940.7	2746.61
3/24/2010	3044.94	10249.54	19621.24	9503.66	5038.1	2745.8
3/25/2010	3060.59	10255.28	19632.7	9496.85	5195.2	2779.58
3/26/2010	3082.6	9931.97	19872.38	9753.27	5188.4	2796.29
3/29/2010	3057.16	9816.49	20051.91	9696.02	5163.3	2818.07
3/30/2010	3035.32	9939.98	20062.15	9537.3	5151.3	2818.21
3/31/2010	3025.64	9899.25	20138.4	9570.31	5211.2	2846.94
04/01/2010	3053.01	10172.53	20286.71	9694.01	5126.00	2843.95
04/02/2010	3052.6	10211.07	20912.18	9489.34	5069.1	2833.4
04/05/2010	3072.09	10190.89	20819.08	9653.92	5028.1	2885.64
04/06/2010	3105.35	10404.77	20856.61	9642.12	5085.9	2872.3
04/07/2010	3117.72	10409.46	20733.49	9572.49	5132.5	2871.05
04/08/2010	3128.73	10434.17	20690.79	9551.05	5163.7	2847.61

04/09/2010	3114.94	10450.64	20726.68	9292.85	5202.1	2851.64
04/12/2010	3138.91	10442.41	20248.9	9212.59	5217.8	2869.99
4/13/2010	3145.14	10293.52	20128.99	9253.46	5237.9	2830.34
4/14/2010	3104.73	10298.44	20128.99	9196.67	5253.9	2835.51
4/15/2010	3099.56	10152.8	19905.32	9161.68	5250.8	2820.35
4/16/2010	3081.88	10143.81	19842.2	9240.54	5299.1	2844.19
4/19/2010	3135.32	10138.52	20084.12	9362.68	5247,00	2844.02
4/20/2010	3122.15	9870.3	19857.07	9179.38	5178.5	2868.02
4/21/2010	3164.28	9774.02	20050.56	9116.69	5100.2	2861.03
4/22/2010	3217.15	9732.53	20378.66	8995.14	5046.5	2897.15
4/23/2010	3230.89	9686.48	20467.43	8845.39	5071.7	2917.17
4/26/2010	3357.03	9743.62	20431.06	8906.48	4914.2	2925.32
4/27/2010	3341.63	10018.28	20560.81	8991.06	4916.9	2928.7
4/28/2010	3384.65	10138.99	20255.62	9149.26	4805.8	2952.81
4/29/2010	3370.98	10198.03	20250.16	8824.06	4838.1	2943.55
4/30/2010	3365.04	10216.27	20090.95	8927.02	4823.5	2957.72
05/03/2010	3343.34	10363.02	20264.59	9062.84	4965,00	2945.42
05/04/2010	3337.2	10366.72	20487.23	9114.13	5014.8	2948.61
05/05/2010	3397.63	10359.31	20589.7	9301.32	5105.5	2926.09
05/06/2010	3468.04	10097.9	20815.33	9226,00	5132.9	2955.67
05/07/2010	3472.71	10154.43	20839.91	9024.6	5167,00	2973.47
05/10/2010	3495.46	10229.96	20973.39	9098.39	5271,00	2966.99
05/11/2010	3501.3	10120.53	21091.18	9239.17	5253.5	2979.38
05/12/2010	3547.11	10322.3	21093.82	9321.82	5211.3	2985.38
5/13/2010	3569.5	10424.62	21029.81	9299.31	5158.9	2997.65
5/14/2010	3591.7	10525.43	21412.79	9516.56	5148.3	2987.7
5/17/2010	3603.4	10537.69	21457.66	9509.5	5139.5	3014.77
5/18/2010	3586.19	10497.88	21549.88	9626.09	5214.6	3001.87
5/19/2010	3546.95	10467.16	21551.72	9602.11	5313.8	3006.76
5/20/2010	3548.75	10465.94	21678.8	9566.32	5312.6	2995.06
5/21/2010	3547.25	10674.38	21801.59	9471.67	5351.1	2995.06
5/24/2010	3611.98	10636.38	21473.6	9603.14	5365.7	2984.29
5/25/2010	3618.48	10680.43	21294.54	9495.76	5319.7	2949.26
5/26/2010	3597.03	10674.98	21105.71	9559.38	5314,00	2927.04
5/27/2010	3566.92	10653.56	21071.57	9369.35	5258,00	2939.97
5/28/2010	3592.79	10698.75	21112.12	9404.23	5397.1	2933.51
5/31/2010	3578.95	10644.25	21137.43	9381.06	5396.5	2923.36
06/01/2010	3588.01	10378.83	21022.73	9518.76	5386.2	2919.37
06/02/2010	3597.75	10319.95	21072.46	9691.43	5365.8	2946.77
06/03/2010	3643.49	10303.15	20981.82	9684.81	5332.4	2936.48
06/04/2010	3654.1	10302.01	20889.01	9588.88	5410.5	2925.99
06/07/2010	3624.47	10405.85	20658.71	9388.64	5376.4	2922.85

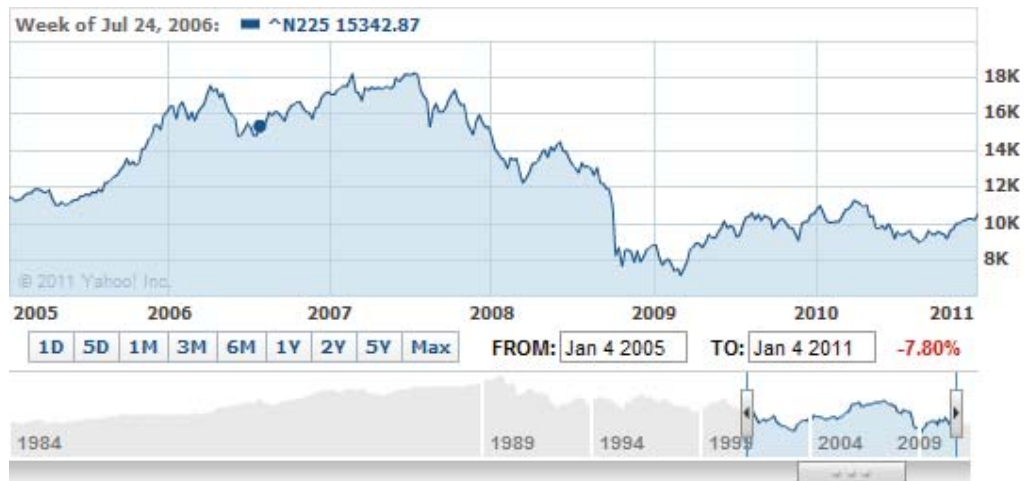
06/08/2010	3638.83	10415.54	20634.98	9403.51	5245.2	2926.55
06/09/2010	3635.32	10271.21	20612.06	9583.51	5266.1	2925.87
06/10/2010	3645.15	10213.62	20597.35	9500.25	5275.4	2938.74
06/11/2010	3625.49	10174.41	20737.22	9498.49	5276.1	2957.06
6/14/2010	3605.67	10040.45	20536.49	9539.45	5350.5	2950.33
6/15/2010	3629.05	10060.06	20623.83	9381.6	5302.9	2982.83
6/16/2010	3655.3	9985.81	20868.92	9376.48	5211.3	2986.66
6/17/2010	3699.26	10150.65	20971.5	9426.71	5195.3	3002.56
6/18/2010	3737.48	10009.73	21355.77	9401.16	5234.8	3034.58
6/21/2010	3756.97	10014.72	21401.79	9377.38	5156.00	3036.09
6/22/2010	3744.62	10269.47	21088.86	9387.03	5109.4	3011.42
6/23/2010	3665.85	10320.1	21167.27	9366.03	5155.8	3022.28
6/24/2010	3656.46	10447.93	21257.39	9202.45	5201.6	3022.28
6/25/2010	3674.03	10340.69	21658.35	9154.72	5225.2	3066.81
6/28/2010	3677.9	10387.01	21696.04	9159.98	5366.4	3048.65
6/29/2010	3725.05	10415.24	21725.64	9358.78	5371.00	3071.03
6/30/2010	3741.23	10462.77	21691.45	9625.99	5428.1	3067.11
07/01/2010	3678.19	10544.13	21970.86	9732.92	5439.2	3076.37
07/02/2010	3658.78	10526.49	21977.34	9694.49	5407.8	3080.98
07/05/2010	3702.01	10572.73	22002.59	9830.52	5429.7	3095.39
07/06/2010	3642.5	10594.83	22047.71	9861.46	5494.2	3096.1
07/07/2010	3630.64	10607.85	22119.43	9724.81	5501.6	3083.13
07/08/2010	3531.21	10753.62	22340.84	9827.51	5565.5	3092.68
07/09/2010	3619.09	10761.03	22109.95	9797.1	5567.4	3113.46
07/12/2010	3694.58	10739.31	22378.67	9811.66	5555.6	3097.35
7/13/2010	3696.26	10662.42	22358.17	10013.63	5540.1	3106.03
7/14/2010	3722.35	10860.26	22618.66	10022.39	5508.5	3097.63
7/15/2010	3769.99	10812.04	22639.14	10115.19	5602.5	3130.9
7/16/2010	3786.1	10858.14	22880.41	10030.11	5576.2	3168.99
7/19/2010	3747.71	10835.28	22884.32	10079.76	5551.9	3162.36
7/20/2010	3692.23	10788.05	22944.18	10039.56	5547.1	3190.07
7/21/2010	3689.67	10829.68	23207.31	10125.99	5598.5	3166.65
7/22/2010	3658.31	10751.27	23121.7	9937.04	5573.4	3153.34
7/23/2010	3571.74	10944.72	23457.69	9988.05	5578.4	3163.41
7/26/2010	3581.56	10967.65	23852.17	10168.52	5569.3	3149.36
7/27/2010	3568.81	10948.58	23757.63	10178.32	5548.6	3202.16
7/28/2010	3637.45	11006.48	23469.38	10167.23	5592.9	3195.02
7/29/2010	3620.68	11010.34	23763.73	10141.1	5556.00	3204.27
7/30/2010	3611.53	11020.4	23556.5	10232.33	5635.8	3181.27
08/02/2010	3625.27	11096.08	23649.48	10285.88	5681.4	3192.29
08/03/2010	3659.99	11096.92	23517.54	10211.95	5662.1	3179.15
08/04/2010	3699.22	11062.78	23627.91	10293.89	5657.6	3163.53

08/05/2010	3703.51	11143.69	23601.24	10316.77	5672.4	3173.57
08/06/2010	3042.02	10444.37	19431.37	9548.11	5433.7	2739.7
08/09/2010	3023.7	10068.01	19766.71	9537.23	5262.9	2739.7
08/10/2010	3041.68	10193.39	19765.19	9795.24	5262.5	2752.6
08/11/2010	3057.48	10066.57	19496.95	9685.53	5307.3	2715.44
08/12/2010	3096.82	10043.75	19471.8	9408.36	5158.1	2727.57
8/13/2010	3069.28	9974.45	19786.71	9300.46	5073.1	2793.47
8/16/2010	3058.98	10258.99	19780.07	9278.83	5062.9	2806.51
8/17/2010	2973.66	10136.63	19378.15	9220.88	5069.6	2751.88
8/18/2010	2983.25	10024.02	19487.48	9430.96	4940.7	2746.61
8/19/2010	3044.94	10249.54	19621.24	9503.66	5038.1	2745.8
8/20/2010	3060.59	10255.28	19632.7	9496.85	5195.2	2779.58
8/23/2010	3082.6	9931.97	19872.38	9753.27	5188.4	2796.29
8/24/2010	3057.16	9816.49	20051.91	9696.02	5163.3	2818.07
8/25/2010	3035.32	9939.98	20062.15	9537.3	5151.3	2818.21
8/26/2010	3025.64	9899.25	20138.4	9570.31	5211.2	2846.94
8/27/2010	3053.01	10172.53	20286.71	9694.01	5126.00	2843.95
8/30/2010	3052.6	10211.07	20912.18	9489.34	5069.1	2833.4
8/31/2010	3072.09	10190.89	20819.08	9653.92	5028.1	2885.64
09/01/2010	3105.35	10404.77	20856.61	9642.12	5085.9	2872.3
09/02/2010	3117.72	10409.46	20733.49	9572.49	5132.5	2871.05
09/03/2010	3128.73	10434.17	20690.79	9551.05	5163.7	2847.61
09/06/2010	3114.94	10450.64	20726.68	9292.85	5202.1	2851.64
09/07/2010	3138.91	10442.41	20248.9	9212.59	5217.8	2869.99
09/08/2010	3145.14	10293.52	20128.99	9253.46	5237.9	2830.34
09/09/2010	3104.73	10298.44	20128.99	9196.67	5253.9	2835.51
09/10/2010	3099.56	10152.8	19905.32	9161.68	5250.8	2820.35
9/13/2010	3081.88	10143.81	19842.2	9240.54	5299.1	2844.19
9/14/2010	3135.32	10138.52	20084.12	9362.68	5247.00	2844.02
9/15/2010	3122.15	9870.3	19857.07	9179.38	5178.5	2868.02
9/16/2010	3164.28	9774.02	20050.56	9116.69	5100.2	2861.03
9/17/2010	3217.15	9732.53	20378.66	8995.14	5046.5	2897.15
9/20/2010	3230.89	9686.48	20467.43	8845.39	5071.7	2917.17
9/21/2010	3357.03	9743.62	20431.06	8906.48	4914.2	2925.32
9/22/2010	3341.63	10018.28	20560.81	8991.06	4916.9	2928.7
9/23/2010	3384.65	10138.99	20255.62	9149.26	4805.8	2952.81
9/24/2010	3370.98	10198.03	20250.16	8824.06	4838.1	2943.55
9/27/2010	3365.04	10216.27	20090.95	8927.02	4823.5	2957.72
9/28/2010	3343.34	10363.02	20264.59	9062.84	4965.00	2945.42
9/29/2010	3337.2	10366.72	20487.23	9114.13	5014.8	2948.61
9/30/2010	3397.63	10359.31	20589.7	9301.32	5105.5	2926.09
10/01/2010	3468.04	10097.9	20815.33	9226.00	5132.9	2955.67

10/04/2010	3472.71	10154.43	20839.91	9024.6	5167,00	2973.47
10/05/2010	3495.46	10229.96	20973.39	9098.39	5271,00	2966.99
10/06/2010	3501.3	10120.53	21091.18	9239.17	5253.5	2979.38
10/07/2010	3547.11	10322.3	21093.82	9321.82	5211.3	2985.38
10/08/2010	3569.5	10424.62	21029.81	9299.31	5158.9	2997.65
10/11/2010	3591.7	10525.43	21412.79	9516.56	5148.3	2987.7
10/12/2010	3603.4	10537.69	21457.66	9509.5	5139.5	3014.77
10/13/2010	3586.19	10497.88	21549.88	9626.09	5214.6	3001.87
10/14/2010	3546.95	10467.16	21551.72	9602.11	5313.8	3006.76
10/15/2010	3548.75	10465.94	21678.8	9566.32	5312.6	2995.06
10/18/2010	3547.25	10674.38	21801.59	9471.67	5351.1	2995.06
10/19/2010	3611.98	10636.38	21473.6	9603.14	5365.7	2984.29
10/20/2010	3618.48	10680.43	21294.54	9495.76	5319.7	2949.26
10/21/2010	3597.03	10674.98	21105.71	9559.38	5314,00	2927.04
10/22/2010	3566.92	10653.56	21071.57	9369.35	5258,00	2939.97
10/25/2010	3592.79	10698.75	21112.12	9404.23	5397.1	2933.51
10/26/2010	3578.95	10644.25	21137.43	9381.06	5396.5	2923.36
10/27/2010	3588.01	10378.83	21022.73	9518.76	5386.2	2919.37
10/28/2010	3597.75	10319.95	21072.46	9691.43	5365.8	2946.77
10/29/2010	3643.49	10303.15	20981.82	9684.81	5332.4	2936.48
11/01/2010	3654.1	10302.01	20889.01	9588.88	5410.5	2925.99
11/02/2010	3624.47	10405.85	20658.71	9388.64	5376.4	2922.85
11/03/2010	3638.83	10415.54	20634.98	9403.51	5245.2	2926.55
11/04/2010	3635.32	10271.21	20612.06	9583.51	5266.1	2925.87
11/05/2010	3645.15	10213.62	20597.35	9500.25	5275.4	2938.74
11/08/2010	3625.49	10174.41	20737.22	9498.49	5276.1	2957.06
11/09/2010	3605.67	10040.45	20536.49	9539.45	5350.5	2950.33
11/10/2010	3629.05	10060.06	20623.83	9381.6	5302.9	2982.83

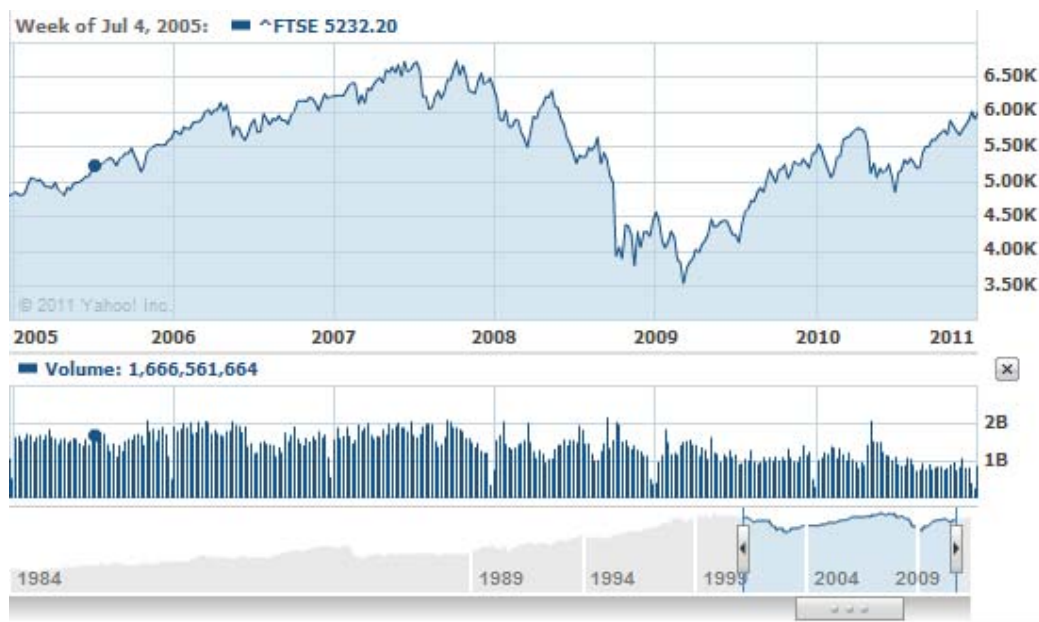
Sumber: www.yahoo-finance.com

3. Grafik *Nikkei-225* tahun 2005-2010



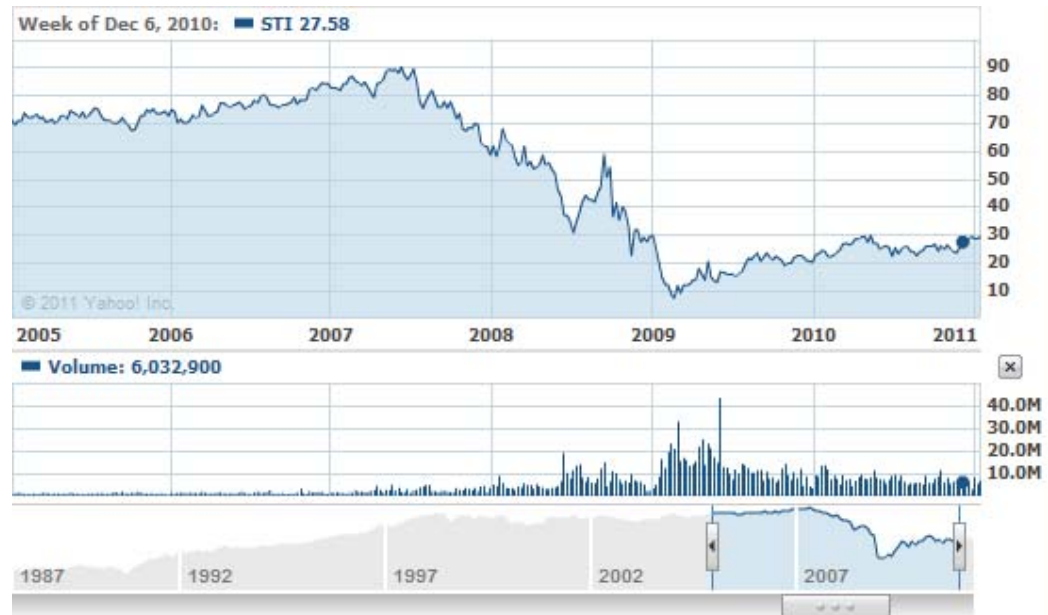
Sumber: www.finance.yahoo.com

4. Grafik *Financial Times Stock Exchange 100* Tahun 2005-2010



Sumber: www.finance.yahoo.com

5. Grafik *Strait Times Index* Tahun 2005-2010



Sumber: www.finance.yahoo.com

Lampiran 2

Output E Views Hasil Uji Stasioner Dickey-Fuller IHSB, DJI, HSI, NKY-225, FTSE 100, dan STI

Uji Stasioner *Dickey-Fuller* Sebelum *Differencing* IHSB

Null Hypothesis: IHSB has a unit root

Exogenous: Constant, Linear Trend

Lag Length: 0 (Automatic based on SIC, MAXLAG=23)

		t-Statistic	Prob.*
Augmented Dickey-Fuller test statistic		-1.882872	0.6629
Test critical values:	1% level	-3.963952	
	5% level	-3.412700	
	10% level	-3.128322	

Sumber: Data sekunder diolah dengan menggunakan *E Views 5*

Uji Stasioner *Dickey-Fuller* Sesudah *Differencing* IHSB

Null Hypothesis: D(IHSB) has a unit root

Exogenous: Constant, Linear Trend

Lag Length: 0 (Automatic based on SIC, MAXLAG=23)

		t-Statistic	Prob.*
Augmented Dickey-Fuller test statistic		-38.34411	0.0000
Test critical values:	1% level	-3.963971	
	5% level	-3.412710	
	10% level	-3.128327	

Sumber: Data sekunder diolah dengan menggunakan *E Views 5*

Uji Stasioner *Dickey-Fuller* Sebelum *Differencing* DJI

Null Hypothesis: DJI has a unit root

Exogenous: Constant, Linear Trend

Lag Length: 2 (Automatic based on SIC, MAXLAG=23)

	t-Statistic	Prob.*
Augmented Dickey-Fuller test statistic	-1.542714	0.8146
Test critical values: 1% level	-3.963930	
5% level	-3.412689	
10% level	-3.128315	

Sumber: Data sekunder diolah dengan menggunakan *E Views* 5.

Uji Stasioner *Dickey-Fuller* Sesudah *Differencing* DJI

Null Hypothesis: D(DJI) has a unit root

Exogenous: Constant, Linear Trend

Lag Length: 1 (Automatic based on SIC, MAXLAG=23)

	t-Statistic	Prob.*
Augmented Dickey-Fuller test statistic	-32.03903	0.0000
Test critical values: 1% level	-3.963930	
5% level	-3.412689	
10% level	-3.128315	

Sumber: Data sekunder diolah dengan menggunakan *E Views*

Uji Stasioner *Dickey-Fuller* Sebelum *Differencing* HSI

Null Hypothesis: HSI has a unit root

Exogenous: Constant

Lag Length: 0 (Automatic based on SIC, MAXLAG=23)

	t-Statistic	Prob.*
Augmented Dickey-Fuller test statistic	-1.965990	0.3022
Test critical values: 1% level	-3.434325	
5% level	-2.863183	
10% level	-2.567693	

Sumber: Data sekunder diolah dengan menggunakan *E Views 5*

Uji Stasioner *Dickey-Fuller* Sesudah *Differencing* HSI

Null Hypothesis: D(HSI) has a unit root

Exogenous: Constant

Lag Length: 0 (Automatic based on SIC, MAXLAG=23)

	t-Statistic	Prob.*
Augmented Dickey-Fuller test statistic	-41.14628	0.0000
Test critical values: 1% level	-3.434328	
5% level	-2.863184	
10% level	-2.567693	

Sumber: Data sekunder diolah dengan menggunakan *E Views 5*

Uji Stasioner *Dickey-Fuller* Sebelum *Differencing* Nikkei 225

Null Hypothesis: NIKKEI has a unit root

Exogenous: Constant, Linear Trend

Lag Length: 0 (Automatic based on SIC, MAXLAG=23)

		t-Statistic	Prob.*
Augmented Dickey-Fuller test statistic		-1.758634	0.7243
Test critical values:	1% level	-3.963922	
	5% level	-3.412685	
	10% level	-3.128313	

Sumber: Data sekunder diolah dengan menggunakan *E Views 5*

Uji Stasioner *Dickey-Fuller* Sesudah *Differencing* Nikkei 225

Null Hypothesis: D(NIKKEI) has a unit root

Exogenous: Constant, Linear Trend

Lag Length: 0 (Automatic based on SIC, MAXLAG=23)

		t-Statistic	Prob.*
Augmented Dickey-Fuller test statistic		-41.07701	0.0000
Test critical values:	1% level	-3.963926	
	5% level	-3.412687	
	10% level	-3.128314	

Sumber: Data sekunder diolah dengan menggunakan *E Views 5*

Uji Stasioner *Dickey-Fuller* Sebelum *Differencing* FTSE 100

Null Hypothesis: FTSE has a unit root

Exogenous: Constant, Linear Trend

Lag Length: 1 (Automatic based on SIC, MAXLAG=23)

		t-Statistic	Prob.*
Augmented Dickey-Fuller test statistic		-2.100212	0.5447
Test critical values:	1% level	-3.963926	
	5% level	-3.412687	
	10% level	-3.128314	

Sumber: Data sekunder diolah dengan menggunakan *E Views 5*

Uji Stasioner *Dickey-Fuller* Sesudah *Differencing* FTSE 100

Null Hypothesis: D(FTSE) has a unit root

Exogenous: Constant, Linear Trend

Lag Length: 0 (Automatic based on SIC, MAXLAG=23)

		t-Statistic	Prob.*
Augmented Dickey-Fuller test statistic		-42.97821	0.0000
Test critical values:	1% level	-3.963926	
	5% level	-3.412687	
	10% level	-3.128314	

Sumber: Data sekunder diolah dengan menggunakan *E Views 5*

Uji Stasioner *Dickey-Fuller* Sebelum *Differencing* STI

Null Hypothesis: STI has a unit root

Exogenous: Constant

Lag Length: 0 (Automatic based on SIC, MAXLAG=23)

	t-Statistic	Prob.*
Augmented Dickey-Fuller test statistic	-1.673415	0.4447
Test critical values:		
1% level	-3.434325	
5% level	-2.863183	
10% level	-2.567693	

Sumber: Data sekunder diolah dengan menggunakan *E Views 5*

Uji Stasioner *Dickey-Fuller* Sesudah *Differencing* STI

Null Hypothesis: D(STI) has a unit root

Exogenous: Constant

Lag Length: 0 (Automatic based on SIC, MAXLAG=23)

	t-Statistic	Prob.*
Augmented Dickey-Fuller test statistic	-40.42219	0.0000
Test critical values:		
1% level	-3.434328	
5% level	-2.863184	
10% level	-2.567693	

Sumber: Data sekunder diolah dengan menggunakan *E Views 5*

Lampiran 3

Output E Views Hasil Uji Kausalitas Granger IHSG, DJI, HSI, NIKKEI-225, FTSE 100, dan STI

Uji Kausalitas *Granger* antara IHSG dengan DJI, HSI, Nikkei-225, FTSE 100 dan STI Sebelum Peristiwa *Subprime Mortgage* 2005-2006

Pairwise Granger Causality Tests

Date: 03/05/11 Time: 21:06

Sample: 1/03/2005 12/29/2006

Lags: 2

Null Hypothesis:	Obs	F-Statistic	Probability
DJI does not Granger Cause IHSG	518	4.01452	0.01862
IHSG does not Granger Cause DJI		0.29968	0.74119
HSI does not Granger Cause IHSG	518	5.94577	0.00280
IHSG does not Granger Cause HSI		4.92034	0.00764
NIKKEI does not Granger Cause IHSG	518	1.95839	0.14214
IHSG does not Granger Cause NIKKEI		2.24534	0.10693
FTSE does not Granger Cause IHSG	518	1.17543	0.30952
IHSG does not Granger Cause FTSE		0.60357	0.54725
STI does not Granger Cause IHSG	518	5.00735	0.00702
IHSG does not Granger Cause STI		2.78718	0.06253

Sumber: Data sekunder diolah dengan menggunakan *E Views 5*

Uji Kausalitas *Granger* antara IHSG dengan DJI, HSI, Nikkei-225, FTSE 100 dan STI Ketika Peristiwa *Subprime Mortgage* 2007-2008

Pairwise Granger Causality Tests

Date: 03/05/11 Time: 21:35

Sample: 1/01/2007 12/31/2008

Lags: 2

Null Hypothesis:	Obs	F-Statistic	Probability
DJI does not Granger Cause IHSG	521	4.06002	0.01780
IHSG does not Granger Cause DJI		0.78453	0.45688
HSI does not Granger Cause IHSG	521	3.55288	0.02934
IHSG does not Granger Cause HSI		5.09450	0.00644
NIKKEI does not Granger Cause IHSG	521	2.31897	0.09940
IHSG does not Granger Cause NIKKEI		0.29461	0.74494
FTSE does not Granger Cause IHSG	521	1.46364	0.23235
IHSG does not Granger Cause FTSE		6.94444	0.10280
STI does not Granger Cause IHSG	521	5.98353	0.00270
IHSG does not Granger Cause STI		7.06238	0.00094

Sumber: Data sekunder diolah dengan menggunakan *E Views 5*

Uji Kausalitas *Granger* antara IHSG dengan DJI, HSI, Nikkei-225, FTSE 100 dan STI Sesudah Peristiwa *Subprime Mortgage* 2009-2010

Pairwise Granger Causality Tests

Date: 03/23/11 Time: 23:30

Sample: 1/01/2009 12/31/2010

Lags: 2

Null Hypothesis:	Obs	F-Statistic	Probability
DJI does not Granger Cause IHSG	520	0.70043	0.49684
IHSG does not Granger Cause DJI		4.90428	0.11150
HSI does not Granger Cause IHSG	520	0.12684	0.88090
IHSG does not Granger Cause HSI		3.42688	0.05323
NIKKEI does not Granger Cause IHSG	520	7.47835	0.00063
IHSG does not Granger Cause NIKKEI		0.96803	0.38052
FTSE does not Granger Cause IHSG	520	1.51181	0.22149
IHSG does not Granger Cause FTSE		4.95810	0.06091
STI does not Granger Cause IHSG	520	1.91009	0.14912
IHSG does not Granger Cause STI		4.83583	0.06115

Sumber: Data sekunder diolah dengan menggunakan *E Views 5*

Lampiran 4

1. Komponen Dow Jones Industrial Average (DJIA)

Symbol	Name
<u>AA</u>	Alcoa Inc. Common Stock
<u>AXP</u>	American Express Company Common
<u>BA</u>	Boeing Company (The) Common Sto
<u>BAC</u>	Bank of America Corporation Com
<u>CAT</u>	Caterpillar, Inc. Common Stock
<u>CSCO</u>	Cisco Systems, Inc.
<u>CVX</u>	Chevron Corporation Common Stoc
<u>DD</u>	E.I. du Pont de Nemours and Com
<u>DIS</u>	THE WALT DISNEY COMPANY
<u>GE</u>	General Electric Company Common
<u>HD</u>	Home Depot, Inc. (The) Common S
<u>HPQ</u>	Hewlett-Packard Company Common
<u>IBM</u>	International Business Machines
<u>INTC</u>	Intel Corporation
<u>JNJ</u>	Johnson & Johnson Common Stock
<u>JPM</u>	JP Morgan Chase & Co. Common St
<u>KFT</u>	Kraft Foods Inc. Common Stock
<u>KO</u>	Coca-Cola Company (The) Common
<u>MCD</u>	McDonald's Corporation Common S
<u>MMM</u>	3M Company Common Stock
<u>MRK</u>	Merck & Company, Inc. Common St
<u>MSFT</u>	Microsoft Corporation
<u>PFE</u>	Pfizer, Inc. Common Stock
<u>PG</u>	Procter & Gamble Company (The)
<u>T</u>	AT&T Inc.
<u>TRV</u>	The Travelers Companies, Inc. C
<u>UTX</u>	United Technologies Corporation
<u>VZ</u>	Verizon Communications Inc. Com
<u>WMT</u>	Wal-Mart Stores, Inc. Common St
<u>XOM</u>	Exxon Mobil Corporation Common

Sumber: www.finance.yahoo.com

2. Komponen Indeks Harga Saham Gabungan (IHSG)

Simbol	Name
<u>AALI.JK</u>	Astra Agro Lestari Tbk.
<u>ABBA.JK</u>	Mahaka Media Tbk.
<u>ABDA.JK</u>	Asuransi Bina Dana Arta Tbk.
<u>ACES.JK</u>	Ace Hardware Indonesia Tbk
<u>ADES.JK</u>	Akasha Wira International Tbk.
<u>ADHL.JK</u>	Adhi Karya (Persero) Tbk
<u>ADMF.JK</u>	Adira Dinamika Multi Finance Tb
<u>ADMG.JK</u>	Polychem Indonesia Tbk
<u>AGRO.JK</u>	Bank Agroniaga Tbk.
<u>AHAP.JK</u>	Asuransi Harta Aman Pratama Tbk
<u>AIMS.JK</u>	Akbar Indo Makmur Stimec Tbk
<u>AISA.JK</u>	Tiga Pilar Sejahtera Food Tbk
<u>AKKU.JK</u>	Aneka Kemasindo Utama Tbk
<u>AKPL.JK</u>	Argha Karya Prima Industry Tbk.
<u>AKRA.JK</u>	AKR Corporindo Tbk.
<u>AKSI.JK</u>	Majapahit Securities Tbk.

Simbol	Name
<u>ALFA.JK</u>	Alfa Retailindo Tbk
<u>ALKA.JK</u>	Alakasa Industrindo Tbk
<u>ALML.JK</u>	Alumindo Light Metal Industry T
<u>AMAG.JK</u>	Asuransi Multi Artha Guna Tbk
<u>AMFG.JK</u>	Asahimas Flat Glass Tbk
<u>ANTA.JK</u>	Anta Express Tour & Travel Serv
<u>ANTM.JK</u>	Aneka Tambang (Persero) Tbk
<u>APIC.JK</u>	Pan Pacific International Tbk
<u>APLI.JK</u>	Asiaplast Industries Tbk
<u>APOL.JK</u>	Arpeni Pratama Ocean Line Tbk
<u>AQUA.JK</u>	Aqua Golden Mississippi Tbk.
<u>ARGO.JK</u>	Argo Pantess Tbk
<u>ARTA.JK</u>	Arthavest Tbk
<u>ARTI.JK</u>	Ratu Prabu Energi Tbk
<u>ASBL.JK</u>	Asuransi Bintang Tbk
<u>ASDM.JK</u>	Asuransi Dayin MitraTbk
<u>ASGR.JK</u>	Astra Graphia

	Tbk
<u>ASIA.JK</u>	Asia Natural Resources Tbk
<u>ASII.JK</u>	Astra International Tbk
<u>ASJT.JK</u>	Asuransi Jasa Tania Tbk
<u>ASRI.JK</u>	Alam Sutera Realty Tbk.
<u>ASRM.JK</u>	Asuransi Ramayana Tbk
<u>ATPK.JK</u>	ATPK Resources Tbk
<u>AUTO.JK</u>	Astra Otoparts Tbk
<u>BABP.JK</u>	Bank ICB Bumiputera Tbk
<u>BACA.JK</u>	Bank Capital Indonesia Tbk
<u>BAEK.JK</u>	Bank Ekonomi Raharja Tbk.
<u>BAPA-W.JK</u>	Waran Seri I Bekasi Asri Pemul
<u>BAPA.JK</u>	Bekasi Asri Pemula Tbk
<u>BATA.JK</u>	Sepatu Bata Tbk
<u>BAYU.JK</u>	Bayu Buana Tbk
<u>BBCA.JK</u>	Bank Central Asia Tbk
<u>BBKP.JK</u>	Bank Bukopin Tbk
<u>BBLD.JK</u>	Buana Finance Tbk.
<u>BBNI.JK</u>	Bank Negara Indonesia (Persero)
<u>BBNP.JK</u>	Bank Nusantara

	Parahyangan Tbk
<u>BCAP.JK</u>	Bhakti Capital Indonesia Tbk
<u>BCIC.JK</u>	Bank Mutiara Tbk
<u>BDMN.JK</u>	Bank Danamon Indonesia Tbk.
<u>BEKS.JK</u>	Bank Pundi Indonesia Tbk.
<u>BFIN.JK</u>	BFI Finance Indonesia Tbk
<u>BHIT.JK</u>	Bhakti Investama Tbk
<u>BIMA.JK</u>	Primarindo Asia Infrastructure
<u>BIPP.JK</u>	Bhuwanatala Indah Permai Tbk
<u>BISL.JK</u>	BISI International Tbk
<u>BKDP.JK</u>	Bukit Darmo Property Tbk
<u>BKSL.JK</u>	Sentul City Tbk
<u>BKSW.JK</u>	Bank Kesawan Tbk
<u>BLTA.JK</u>	Berlian Laju Tanker Tbk
<u>BMRI.JK</u>	Bank Mandiri (Persero) Tbk
<u>BMSR.JK</u>	Bintang Mitra Semestaraya Tbk
<u>BMTR.JK</u>	Global Mediacom Tbk.
<u>BNBA.JK</u>	Bank Bumi Arta Tbk
<u>BNBR.JK</u>	Bakrie & Brothers Tbk
<u>BNGA.JK</u>	Bank CIMB

	Niaga Tbk.
<u>BNIL.JK</u>	Bank Internasional Indonesia Tb
<u>BNLI.JK</u>	Bank Permata Tbk
<u>BRAM.JK</u>	Indo Kordsa Tbk
<u>BRPT.JK</u>	Barito Pacific Tbk
<u>BSDE.JK</u>	Bumi Serpong Damai Tbk
<u>BSWD.JK</u>	Bank Swadesi Tbk
<u>BTEK.JK</u>	Bumi Teknokultura Unggul Tbk
<u>BTEL.JK</u>	Bakrie Telecom Tbk
<u>BTON.JK</u>	Betonjaya Manunggal Tbk
<u>BUDI.JK</u>	Budi Acid Jaya Tbk.
<u>BUML.JK</u>	Bumi Resources Tbk
<u>BVIC.JK</u>	Bank Victoria International Tbk
<u>CEKA.JK</u>	Cahaya Kalbar Tbk
<u>CENT.JK</u>	Centrin Online Tbk.
<u>CFIN.JK</u>	Clipan Finance Indonesia Tbk
<u>CITA.JK</u>	Cita Mineral Investindo Tbk
<u>CKRA.JK</u>	Citra Kebun Raya Agri Tbk
<u>CLPL.JK</u>	Colorpak Indonesia Tbk
<u>CMNP.JK</u>	Citra Marga Nusaphala

	Persada T
<u>HDTX.JK</u>	Panasia Indosyntec Tbk
<u>HERO.JK</u>	Hero Supermarket Tbk
<u>HEXA.JK</u>	Hexindo Adiperkasa Tbk
<u>HITS.JK</u>	Humpuss Intermoda Transportasi
<u>HMSP.JK</u>	H.M. Sampoerna Tbk.
<u>IATA.JK</u>	Indonesia Air Transport Tbk
<u>IDKM.JK</u>	Indosiar Karya Media Tbk
<u>IGAR.JK</u>	Champion Pacific Indonesia Tbk.
<u>IKP.JK</u>	Inti Agri Resources Tbk
<u>IKAL.JK</u>	Intikeramik Alamasri Industri T
<u>IKBL.JK</u>	Sumi Indo Kabel Tbk
<u>IMAS.JK</u>	Indomobil Sukses Internasional
<u>INAF.JK</u>	Indofarma Tbk
<u>INAL.JK</u>	Indal Aluminium Industry Tbk
<u>INCF.JK</u>	Indocitra Finance Tbk.
<u>INCL.JK</u>	Intanwijaya Internasional Tbk
<u>INCO.JK</u>	International Nickel Indonesia

<u>INDF.JK</u>	Indofood Sukses Makmur Tbk
<u>INDR.JK</u>	Indo-Rama Synthetics Tbk.
<u>INDS.JK</u>	Indospring Tbk.
<u>INDX.JK</u>	Indoexchange Tbk
<u>INDY.JK</u>	Indika Energy Tbk
<u>INKP.JK</u>	Indah Kiat Pulp & Paper Tbk.
<u>INPC.JK</u>	Bank Artha Graha Internasional
<u>INRU.JK</u>	Toba Pulp Lestari Tbk.
<u>INTA.JK</u>	Intraco Penta Tbk.
<u>INTD.JK</u>	Inter Delta Tbk
<u>INTP.JK</u>	Indocement Tunggul Prakasa Tbk
<u>ISAT.JK</u>	Indosat Tbk
<u>ITMG.JK</u>	Indo Tambangraya Megah Tbk.
<u>ITTG.JK</u>	Leo Investments Tbk
<u>JECC.JK</u>	Jembo Cable Company Tbk
<u>JIHD.JK</u>	Jakarta International Hotels &
<u>JKON.JK</u>	Jaya Konstruksi Manggala Pratam
<u>JKSW.JK</u>	Jakarta Kyoei Steel Works Tbk.
<u>JPFA.JK</u>	Japfa Comfeed Indonesia Tbk

<u>JPRS.JK</u>	Jaya Pari Steel Tbk
<u>JRPT.JK</u>	Jaya Real Property Tbk
<u>JSMR.JK</u>	Jasa Marga (Persero) Tbk
<u>JSPT.JK</u>	Jakarta Setiabudi Internasional
<u>JTPE.JK</u>	Jasuindo Tiga Perkasa Tbk
<u>KAEF.JK</u>	Kimia Farma Tbk
<u>KARW.JK</u>	Karwell Indonesia Tbk
<u>KBLI.JK</u>	KMI Wire & Cable Tbk.
<u>KBLM.JK</u>	Kabelindo Murni Tbk
<u>KBLV.JK</u>	First Media Tbk.
<u>KDSL.JK</u>	Kedawung Setia Industrial Tbk.
<u>KICL.JK</u>	Kedaung Indah Can Tbk
<u>KIJA.JK</u>	Kawasan Industri Jababeka Tbk
<u>KLBF.JK</u>	Kalbe Farma Tbk
<u>KOIN.JK</u>	Kokoh Inti Arebama Tbk
<u>KONL.JK</u>	Perdana Bangun Pusaka Tbk
<u>KPIG.JK</u>	Global Land Development Tbk
<u>KREN.JK</u>	Kresna Graha Sekurindo Tbk
<u>LAML.JK</u>	Lamicitra Nusantara Tbk

<u>LAPD.JK</u>	Leyand International Tbk.
<u>LCGP.JK</u>	Laguna Cipta Griya Tbk
<u>LION.JK</u>	Lion Metal Works Tbk
<u>LMAS.JK</u>	Limas Centric Indonesia Tbk
<u>LMPL.JK</u>	Langgeng Makmur Industri Tbk.
<u>LMSH.JK</u>	Lionmesh Prima Tbk.
<u>LPCK.JK</u>	Lippo Cikarang Tbk
<u>LPGL.JK</u>	Lippo General Insurance Tbk
<u>LPIN.JK</u>	Multi Prima Sejahtera Tbk
<u>LPKR.JK</u>	Lippo Karawaci Tbk
<u>LPLI.JK</u>	Star Pacific Tbk
<u>LPPS.JK</u>	Lippo Securities Tbk
<u>LTLS.JK</u>	Lautan Luas Tbk
<u>MAIN.JK</u>	Malindo Feedmill Tbk
<u>MAMI.JK</u>	Mas Murni Indonesia Tbk
<u>MAMIP.JK</u>	Mas Murni Tbk (Saham Preferen)
<u>MAPI.JK</u>	Mitra Adiperkasa Tbk
<u>MASA.JK</u>	Multistrada Arah Sarana Tbk
<u>MAYA.JK</u>	Bank Mayapada Internasional

	Tbk
<u>MBAI.JK</u>	Multibreeder Adirama Indonesia
<u>MCOR.JK</u>	Bank Windu Kentjana Internation
<u>MDLN.JK</u>	Modernland Realty Ltd. Tbk
<u>MDRN.JK</u>	Modern Internasional Tbk
<u>MEDC.JK</u>	Medco Energi International Tbk
<u>MEGA.JK</u>	Bank Mega Tbk
<u>MERK.JK</u>	Merck Tbk
<u>MFIN.JK</u>	Mandala Multifinance Tbk
<u>MICE.JK</u>	Multi Indocitra Tbk
<u>MITI.JK</u>	Mitra Investindo Tbk
<u>MLBI.JK</u>	Multi Bintang Indonesia Tbk
<u>MLIA.JK</u>	Mulia Industrindo Tbk
<u>MNCN.JK</u>	Media Nusantara Citra Tbk
<u>MPPA.JK</u>	Matahari Putra Prima Tbk
<u>MRAT.JK</u>	Mustika Ratu Tbk
<u>MREL.JK</u>	Maskapai Reasuransi Indonesia T
<u>MTDL.JK</u>	Metrodata Electronics Tbk.

<u>MTFN.JK</u>	Capitalinc Investment Tbk
<u>MTSM.JK</u>	Metro Realty Tbk
<u>MYOH.JK</u>	Myoh Technology Tbk.
<u>MYOR.JK</u>	Mayora Indah Tbk
<u>MYRX.JK</u>	Hanson International Tbk
<u>MYRXP.JK</u>	Saham Seri B Hanson Internatio
<u>MYTX.JK</u>	Apac Citra Centertex Tbk
<u>NIPS.JK</u>	Nipress Tbk
<u>NISP.JK</u>	Bank OCBC NISP Tbk
<u>OKAS.JK</u>	Ancora Indonesia Resources Tbk
<u>OMRE.JK</u>	Indonesia Prima Property Tbk
<u>PAFL.JK</u>	Panasia Filament Inti Tbk
<u>PANS.JK</u>	Panin Sekuritas Tbk
<u>PBRX.JK</u>	Pan Brothers Tbk.
<u>PEGE.JK</u>	Panca Global Securities Tbk
<u>PGLI.JK</u>	Pembangunan Graha Lestari Indah
<u>PICO.JK</u>	Pelangi Indah Canindo Tbk
<u>PJAA.JK</u>	Pembangunan Jaya Ancol Tbk
<u>PKPK.JK</u>	Perdana Karya

	Perkasa Tbk
<u>PLAS.JK</u>	Polaris Investama Tbk
<u>PLIN.JK</u>	Plaza Indonesia Realty Tbk
<u>PNBN.JK</u>	Bank Pan Indonesia Tbk
<u>PNIN.JK</u>	Panin Insurance Tbk
<u>PNLF.JK</u>	Panin Financial Tbk
<u>PNSE.JK</u>	Pudjiadi & Sons Tbk.
<u>POLY.JK</u>	Asia Pacific Fibers Tbk
<u>POOL.JK</u>	Pool Advista Indonesia Tbk
<u>PRAS.JK</u>	Prima Alloy Steel Universal Tbk
<u>PSAB.JK</u>	Pelita Sejahtera Abadi Tbk.
<u>PSDN.JK</u>	Prasidha Aneka Niaga Tbk
<u>PSKT.JK</u>	Pusako Tarinka Tbk.
<u>PTBA.JK</u>	Tambang Batubara Bukit Asam (Pe
<u>PTRO.JK</u>	Petrosea Tbk
<u>PTSN.JK</u>	Sat Nusapersada Tbk
<u>PTSP.JK</u>	Pioneerindo Gourmet Internation
<u>PUDP.JK</u>	Pudjiadi Prestige Tbk.
<u>PWON.JK</u>	Pakuwon Jati Tbk
<u>PWSL.JK</u>	Panca Wiratama Sakti

	Tbk
<u>PYFA.JK</u>	Pyridam Farma Tbk
<u>RAJA.JK</u>	Rukun Raharja Tbk
<u>RALS.JK</u>	Ramayana Lestari Sentosa Tbk
<u>RBMS.JK</u>	Ristia Bintang Mahkotasejati Tb
<u>RDTX.JK</u>	Roda Vivatex Tbk
<u>RELI.JK</u>	Reliance Securities Tbk
<u>RFIL</u>	RF Industries, Ltd.
<u>RICY.JK</u>	Ricky Putra Globalindo Tbk
<u>RIGS.JK</u>	Rig Tenders Indonesia Tbk.
<u>RIMO.JK</u>	Rimo Catur Lestari Tbk
<u>RMBA.JK</u>	Bentoel Internasional Investama
<u>RODA.JK</u>	Royal Oak Development Asia Tbk
<u>RUIS.JK</u>	Radiant Utama Interinsco Tbk
<u>SAFE.JK</u>	Steady Safe Tbk
<u>SAIP.JK</u>	Surabaya Agung Industri Pulp &
<u>SCBD.JK</u>	Danayasa Arthatama Tbk.
<u>SCCO.JK</u>	Supreme Cable Manufacturing & C
<u>SCMA.JK</u>	Surya Citra Media Tbk

<u>SCPL.JK</u>	Schering Plough Indonesia Tbk
<u>SDPC.JK</u>	Millennium Pharmacon Internatio
<u>SDRA.JK</u>	Bank Himpunan Saudara 1906 Tbk.
<u>SGRO.JK</u>	Sampoerna Agro Tbk
<u>SHID.JK</u>	Hotel Sahid Jaya International
<u>SIIP.JK</u>	Suryainti Permata Tbk
<u>SIMA.JK</u>	Siwani Makmur Tbk
<u>SIMM.JK</u>	Surya Intrindo Makmur Tbk
<u>SIPD.JK</u>	Sierad Produce Tbk
<u>SKLT.JK</u>	Sekar Laut Tbk
<u>SMAR.JK</u>	Smart Tbk.
<u>SMCB.JK</u>	Holcim Indonesia Tbk.
<u>SMDM.JK</u>	Suryamas Dutamakmur Tbk
<u>SMDR.JK</u>	Samudera Indonesia Tbk
<u>SMGR.JK</u>	Semen Gresik (Persero) Tbk
<u>SMMA.JK</u>	Sinarmas Multiartha Tbk.
<u>SMMT.JK</u>	Eatertainment International Tbk
<u>SMRA.JK</u>	Summarecon Agung Tbk.
<u>SMSM.JK</u>	Selamat Sempurna Tbk

<u>SOBL.JK</u>	Sorini Agro Asia Corporindo Tbk
<u>SONA.JK</u>	Sona Topas Tourism Industry Tbk
<u>SPMA.JK</u>	Suparma Tbk
<u>SQBB.JK</u>	Taisho Pharmaceutical Indonesia
<u>SQBL.JK</u>	Taisho Pharmaceutical Indonesia
<u>SQMI.JK</u>	Renuka Coalindo Tbk.
<u>SRSN.JK</u>	Indo Acidatama Tbk
<u>SSIA.JK</u>	Surya Semesta Internusa Tbk
<u>SSTM.JK</u>	Sunson Textile Manufacture Tbk
<u>STTP.JK</u>	Siantar Top Tbk.
<u>SUGL.JK</u>	Sugih Energy Tbk.
<u>SULI.JK</u>	Sumalindo Lestari Jaya Tbk
<u>TBLA.JK</u>	Tunas Baru Lampung Tbk.
<u>TBMS.JK</u>	Tembaga Mulia Semanan Tbk
<u>TCID.JK</u>	Mandom Indonesia Tbk.
<u>TFCO.JK</u>	Tifico Fiber Indonesia Tbk.
<u>TGKA.JK</u>	Tigaraksa Satria Tbk.
<u>TIRA.JK</u>	Tira Austenite Tbk
<u>TIRT.JK</u>	Tirta Mahakam

	Resources Tbk
<u>TKGA.JK</u>	Toko Gunung Agung Tbk
<u>TKIM.JK</u>	Pabrik Kertas Tjiwi Kimia Tbk
<u>TLKM.JK</u>	Telekomunikasi Indonesia (Perse)
<u>TMAS.JK</u>	Pelayaran Tempuran Emas Tbk
<u>TMPL.JK</u>	AGIS Tbk
<u>TMPO.JK</u>	Tempo Intimedia Tbk.
<u>TOTL.JK</u>	Total Bangun Persada Tbk
<u>TOTO.JK</u>	Surya Toto Indonesia Tbk
<u>TPIA.JK</u>	Chandra Asri Petrochemical Tbk.
<u>TRIL.JK</u>	Triwira Insanlestari Tbk.
<u>TRIM.JK</u>	Trimegah Securities Tbk
<u>TRST.JK</u>	Trias Sentosa Tbk
<u>TRUB.JK</u>	Truba Alam Manunggal Engineerin
<u>TRUS.JK</u>	Trust Finance Indonesia Tbk
<u>TSPC.JK</u>	Tempo Scan Pacific Tbk
<u>ULTJ.JK</u>	Ultra Jaya Milk Industry & Trad
<u>UNIC.JK</u>	Unggul Indah Cahaya Tbk
<u>UNIT.JK</u>	Nusantara Inti Corpora Tbk

<u>UNSP.JK</u>	Bakrie Sumatra Plantations Tbk.
<u>UNTR.JK</u>	United Tractors Tbk.
<u>UNTX.JK</u>	Unitex Tbk.
<u>UNVR.JK</u>	Unilever Indonesia Tbk
<u>VOKS.JK</u>	Voksel Electric Tbk
<u>WAPO.JK</u>	Wahana Phonix Mandiri Tbk
<u>WEHA.JK</u>	Panorama Transportasi

	Tbk
<u>WICO.JK</u>	Wicaksana Overseas Internationa
<u>WIKA.JK</u>	Wijaya Karya (Persero) Tbk
<u>WOMF.JK</u>	Wahana Ottomitra Multiartha Tbk
<u>YULE.JK</u>	Yulie Sekurindo Tbk
<u>ZBRA.JK</u>	Zebra Nusantara Tbk

Sumber: www.finance.yahoo.com

3. Komponen Hang Seng Index (HSI)

Symbol	Name
0001.HK	CHEUNG KONG
0002.HK	CLP HOLDINGS
0003.HK	HK & CHINA GAS
0004.HK	WHARF HOLDINGS
0005.HK	HSBC HOLDINGS
0006.HK	POWER ASSETS
0011.HK	HANG SENG BANK
0012.HK	HENDERSON LAND
0013.HK	HUTCHISON
0016.HK	SHK PPT
0017.HK	NEW WORLD DEV
0019.HK	SWIRE PACIFIC A
0023.HK	BANK OF E ASIA
0066.HK	MTR CORPORATION
0083.HK	SINO LAND
0101.HK	HANG LUNG PPT
0144.HK	CHINA MER HOLD
0267.HK	CITIC PACIFIC
0291.HK	CHINA RESOURCES

Symbol	Name
0293.HK	CATHAY PAC
0386.HK	SINOPEC CORP
0388.HK	HKEX
0688.HK	CHINA OVERSEAS
0700.HK	TENCENT
0762.HK	CHINA UNICOM
0836.HK	CHINA RES POWER
0857.HK	PETROCHINA
0883.HK	CNOOC
0939.HK	CCB
0941.HK	CHINA MOBILE
1088.HK	CHINA SHENHUA
1109.HK	CHINA RES LAND
1199.HK	COSCO PACIFIC
1398.HK	ICBC
1880.HK	BELLE INT'L
1898.HK	CHINA COAL
2038.HK	FIH
2318.HK	PING AN
2388.HK	BOC HONG KONG
2600.HK	CHALCO
2628.HK	CHINA LIFE
3328.HK	BANKCOMM
3988.HK	BANK OF CHINA

Sumber: www.finance.yahoo.com

4. Komponen Nikkei-225 (NKY)

Symbol	Name	Symbol	Name
(TYO: 2802)	Ajinomoto Co., Inc	(TYO: 4061)	Denki Kagaku Kogyo K.K.
(TYO: 2502)	Asahi Breweries, Ltd.	(TYO: 4901)	Fujifilm Holdings Corp.
(TYO: 2914)	Japan Tobacco Inc.	(TYO: 4452)	Kao Corp.
(TYO: 2801)	Kikkoman Corp.	(TYO: 4188)	Mitsubishi Chemical Holdings Corp.
(TYO: 2503)	Kirin Brewery Co., Ltd.	(TYO: 4183)	Mitsui Chemicals, Inc.
(TYO: 2269)	Meiji Holdings Company, Limited	(TYO: 4272)	Nippon Kayaku Co., Ltd.
(TYO: 2871)	Nichirei Corp.	(TYO: 4041)	Nippon Soda Co., Ltd.
(TYO: 2282)	Nippon Meat Packers, Inc.	(TYO: 4021)	Nissan Chemical Industries, Ltd.
(TYO: 2002)	Nisshin Seifun Group Inc.	(TYO: 4063)	Shin-Etsu Chemical Co., Ltd.
(TYO: 2501)	Sapporo Holdings Ltd.	(TYO: 4911)	Shiseido Co., Ltd.
(TYO: 2531)	Takara Holdings Inc.	(TYO: 4004)	Showa Denko K.K.
(TYO: 3405)	Kuraray Co., Ltd.	(TYO: 4005)	Sumitomo Chemical Co., Ltd.
(TYO: 3404)	Mitsubishi Rayon Co., Ltd.	(TYO: 4042)	Tosoh Corp.
(TYO: 3105)	Nisshinbo Industries, Inc.	(TYO: 4208)	Ube Industries, Ltd.
(TYO: 3401)	Teijin Ltd.	(TYO: 4503)	Astellas Pharma Inc.
(TYO: 3402)	Toray Industries, Inc.	(TYO: 4519)	Chugai Pharmaceutical Co., Ltd.
(TYO: 3101)	Toyobo Co., Ltd.	(TYO: 4568)	Daiichi Sankyo Co., Ltd.
(TYO: 3103)	Unitika, Ltd.	(TYO: 4506)	Dainippon Sumitomo Pharma Co., Ltd.
(TYO: 3865)	Hokuetsu Paper Mills, Ltd.	(TYO: 4523)	Eisai Co., Ltd.
(TYO: 3864)	Mitsubishi Paper Mills Ltd.	(TYO: 4151)	Kyowa Hakko Kirin Co., Ltd.
(TYO: 3893)	Nippon Paper Group, Inc.		
(TYO: 3407)	Asahi Kasei Corp.		
(TYO: 3861)	Oji Paper Co., Ltd.		

- (TYO: 4507) Shionogi & Co., Ltd.
- (TYO: 4502) Takeda Pharmaceutical Company, Ltd.
- (TYO: 5016) Nippon Mining Holdings, Inc.
- (TYO: 5001) Nippon Oil Corp.
- (TYO: 5002) Showa Shell Sekiyu K.K.
- (TYO: 5108) Bridgestone Corp.
- (TYO: 5101) The Yokohama Rubber Co., Ltd.
- (TYO: 5201) Asahi Glass Co., Ltd.
- (TYO: 5333) NGK Insulators, Ltd.
- (TYO: 5202) Nippon Sheet Glass Co., Ltd.
- (TYO: 3110) Nitto Boseki Co., Ltd.
- (TYO: 5232) Sumitomo Osaka Cement Co., Ltd.
- (TYO: 5233) Taiheiyo Cement Corp.
- (TYO: 5301) Tokai Carbon Co., Ltd.
- (TYO: 5332) Toto Ltd.
- (TYO: 5411) JFE Holdings, Inc.
- (TYO: 5406) Kobe Steel, Ltd.
- (TYO: 5401) Nippon Steel Corp.
- (TYO: 5541) Pacific Metals Co., Ltd.
- (TYO: 5405) Sumitomo Metal Industries, Ltd.
- (TYO: 5714) Dowa Holdings Co., Ltd.
- (TYO: 5803) Fujikura Ltd.
- (TYO: 5715) Furukawa Co., Ltd.
- (TYO: 5801) The Furukawa Electric Co., Ltd
- (TYO: 5711) Mitsubishi Materials Corp.
- (TYO: 5706) Mitsui Mining & Smelting Co., Ltd.
- (TYO: 5701) Nippon Light Metal Co., Ltd
- (TYO: 3436) SUMCO Corp.
- (TYO: 5802) Sumitomo Electric Industries, Ltd.
- (TYO: 5713) Sumitomo Metal Mining Co., Ltd.
- (TYO: 5707) Toho Zinc Co., Ltd.
- (TYO: 5901) Toyo Seikan Kaisha, Ltd.
- (TYO: 6366) Chiyoda Corp.
- (TYO: 6367) Daikin Industries, Ltd.
- (TYO: 6361) Ebara Corp.
- (TYO: 6305) Hitachi Construction Machinery Co., Ltd.
- (TYO: 7004) Hitachi Zōsen Corporation
- (TYO: 7013) IHI Corp.
- (TYO: 5631) The Japan Steel Works, Ltd.
- (TYO: 6473) JTEKT Corp.
- (TYO: 6301) Komatsu Ltd.
- (TYO: 6326) Kubota Corp.
- (TYO: 7011) Mitsubishi Heavy Industries, Ltd.
- (TYO: 6471) NSK Ltd.

- (TYO: 6472) NTN Corp.
- (TYO: 6103) Okuma Holdings, Inc.
- (TYO: 6302) Sumitomo Heavy Industries, Ltd.
- (TYO: 6857) Advantest Corp.
- (TYO: 6770) Alps Electric Co., Ltd.
- (TYO: 7751) Canon Inc.
- (TYO: 6952) Casio Computer Co., Ltd.
- (TYO: 6796) Clarion Co., Ltd.
- (TYO: 6902) Denso Corp.
- (TYO: 6954) Fanuc Ltd.
- (TYO: 6504) Fuji Electric Holdings Co., Ltd.
- (TYO: 6702) Fujitsu Ltd.
- (TYO: 6674) GS Yuasa Corp.
- (TYO: 6501) Hitachi, Ltd.
- (TYO: 6971) Kyocera Corp.
- (TYO: 6752) Panasonic Corp.
- (TYO: 6991) Panasonic Electric Works Co., Ltd.
- (TYO: 6508) Meidensha Corp.
- (TYO: 6479) Minebea Co., Ltd.
- (TYO: 6503) Mitsubishi Electric Corp.
- (TYO: 6767) Mitsumi Electric Co., Ltd.
- (TYO: 6701) NEC Corp.
- (TYO: 6703) Oki Electric Industry Co., Ltd.
- (TYO: 6773) Pioneer Corporation
- (TYO: 6764) Sanyo Electric Co., Ltd.
- (TYO: 6753) Sharp Corp.
- (TYO: 6758) Sony Corp.
- (TYO: 6976) Taiyo Yuden Co., Ltd.
- (TYO: 6762) TDK Corp.
- (TYO: 8035) Tokyo Electron Ltd.
- (TYO: 6502) Toshiba Corp.
- (TYO: 6841) Yokogawa Electric Corp.
- (TYO: 7012) Kawasaki Heavy Industries, Ltd.
- (TYO: 7003) Mitsui Engineering & Shipbuilding Co., Ltd.
- (TYO: 7270) Fuji Heavy Industries Ltd.
- (TYO: 7205) Hino Motors, Ltd.
- (TYO: 7267) Honda Motor Co., Ltd.
- (TYO: 7202) Isuzu Motors Ltd.
- (TYO: 7261) Mazda Motor Corp.
- (TYO: 7211) Mitsubishi Motors Corp.
- (TYO: 7201) Nissan Motor Co., Ltd.
- (TYO: 7269) Suzuki Motor Corp.
- (TYO: 7203) Toyota Motor Corp.
- (TYO: 7762) Citizen Holdings Co., Ltd.
- (TYO: 4902) Konica Minolta Holdings, Inc.
- (TYO: 7731) Nikon Corp.
- (TYO: 7733) Olympus Corp.

- (TYO: 7752) Ricoh Co., Ltd.
- (TYO: 4543) Terumo Corp.
- (TYO: 7912) Dai Nippon Printing Co., Ltd.
- (TYO: 6465) Hoshizaki Electric Co., Ltd.
- (TYO: 7911) Toppan Printing Co., Ltd.
- (TYO: 7951) Yamaha Corp.
- (TYO: 1332) Nippon Suisan Kaisha, Ltd.
- (TYO: 1334) Maruha Nichiro Holdings, Inc.
- (TYO: 1605) Inpex Corp.
- (TYO: 1721) Comsys Holdings Corp.
- (TYO: 1925) Daiwa House Industry Co., Ltd.
- (TYO: 1963) JGC Corp.
- (TYO: 1812) Kajima Corp.
- (TYO: 1802) Obayashi Corp.
- (TYO: 1928) Sekisui House, Ltd.
- (TYO: 1803) Shimizu Corp.
- (TYO: 1801) Taisei Corp.
- (TYO: 8001) Itochu Corp.
- (TYO: 8002) Marubeni Corp.
- (TYO: 8058) Mitsubishi Corp.
- (TYO: 8031) Mitsui & Co., Ltd.
- (TYO: 9984) Softbank Corp.
- (TYO: 2768) Sojitz Corp.
- (TYO: 8053) Sumitomo Corp.
- (TYO: 8015) Toyota Tsusho Corp.
- (TYO: 8267) Aeon Co., Ltd.
- (TYO: 9983) Fast Retailing Co., Ltd.
- (TYO: 3099) Isetan Mitsukoshi Holdings Ltd.
- (TYO: 3086) J. Front Retailing Co., Ltd.
- (TYO: 8252) Marui Group Co., Ltd.
- (TYO: 3382) Seven & I Holdings Co., Ltd.
- (TYO: 8233) Takashimaya Co., Ltd.
- (TYO: 8270) Uny Co., Ltd.
- (TYO: 8332) The Bank of Yokohama, Ltd.
- (TYO: 8331) The Chiba Bank, Ltd.
- (TYO: 8309) Chuo Mitsui Trust Holdings, Inc.
- (TYO: 8354) Fukuoka Financial Group, Inc.
- (TYO: 8306) Mitsubishi UFJ Financial Group, Inc.
- (TYO: 8411) Mizuho Financial Group, Inc.
- (TYO: 8404) Mizuho Trust & Banking Co., Ltd.
- (TYO: 8308) Resona Holdings, Inc.
- (TYO: 8303) Shinsei Bank, Ltd.
- (TYO: 8355) The Shizuoka Bank, Ltd.
- (TYO: 8316) Sumitomo Mitsui Financial Group, Inc.

- (**TYO: 8403**) The Sumitomo Trust and Banking Co., Ltd.
- (**TYO: 8601**) Daiwa Securities Group Inc.
- (**TYO: 8628**) Matsui Securities Co., Ltd.
- (**TYO: 8604**) Nomura Holdings, Inc.
- (**TYO: 8606**) Shinko Securities Co., Ltd.
- (**TYO: 8725**) Mitsui Sumitomo Insurance Group Holdings, Inc.
- (**TYO: 8755**) Sampo Japan Insurance Inc.
- (**TYO: 8795**) T&D Holdings, Inc.
- (**TYO: 8766**) Tokio Marine Holdings, Inc.
- (**TYO: 8253**) Credit Saison Co., Ltd.
- (**TYO: 8803**) Heiwa Real Estate Co., Ltd.
- (**TYO: 8802**) Mitsubishi Estate Co., Ltd.
- (**TYO: 8801**) Mitsui Fudosan Co.,Ltd
- (**TYO: 8830**) Sumitomo Realty & Development Co., Ltd.
- (**TYO: 8815**) Tokyu Land Corp.
- (**TYO: 9020**) East Japan Railway Company
- (**TYO: 9008**) Keio Corp.
- (**TYO: 9009**) Keisei Electric Railway Co., Ltd.
- (**TYO: 9007**) Odakyu Electric Railway Co., Ltd.
- (**TYO: 9001**) Tobu Railway Co., Ltd.
- (**TYO: 9005**) Tokyu Corp.
- (**TYO: 9021**) West Japan Railway Company
- (**TYO: 9062**) Nippon Express Co., Ltd.
- (**TYO: 9064**) Yamato Holdings Co., Ltd.
- (**TYO: 9107**) Kawasaki Kisen Kaisha, Ltd.
- (**TYO: 9104**) Mitsui O.S.K. Lines, Ltd.
- (**TYO: 9101**) Nippon Yusen K.K.
- (**TYO: 9202**) All Nippon Airways Co., Ltd.
- (**TYO: 9205**) Japan Airlines Corp.
- (**TYO: 9301**) Mitsubishi Logistics Corp.
- (**TYO: 9433**) KDDI Corp.
- (**TYO: 9432**) Nippon Telegraph and Telephone Corp.
- (**TYO: 9613**) NTT Data Corp.
- (**TYO: 9437**) NTT DoCoMo, Inc.
- (**TYO: 9412**) Sky Perfect JSAT Holdings Inc.
- (**TYO: 9502**) Chubu Electric Power Co., Inc.
- (**TYO: 9503**) The Kansai Electric Power Co., Inc.
- (**TYO: 9501**) The Tokyo Electric Power Co., Inc.
- (**TYO: 9532**) Osaka Gas Co., Ltd
- (**TYO: 9531**) Tokyo Gas Co., Ltd.
- (**TYO: 9737**) CSK Holdings Corp.
- (**TYO: 4324**) Dentsu Inc.

(TYO: 9766) Konami Corp.

(TYO: 9602) Toho Co., Ltd.

(TYO: 9735) Secom Co., Ltd.

(TYO: 4704) Trend Micro Inc.

(TYO: 9681) Tokyo Dome Corp.

(TYO: 4689) Yahoo Japan Corp.

Sumber: Data yang telah diolah

5. Komponen Financial Times Stock Exchange (FTSE 100)

Symbol	Name
<u>AAL.L</u>	ANGLO AMERICAN
<u>ABF.L</u>	ASSOCIAT BRIT FOODS
<u>ADM.L</u>	ADMIRAL GROUP
<u>AGK.L</u>	AGGREKO
<u>AMEC.L</u>	AMEC
<u>ANTO.L</u>	ANTOFAGASTA
<u>ARM.L</u>	ARM HOLDINGS
<u>AU.L</u>	AUTONOMY CORP
<u>AV.L</u>	AVIVA
<u>AZN.L</u>	ASTRAZENECA
<u>BA.L</u>	BAE SYSTEMS
<u>BARC.L</u>	BARCLAYS
<u>BATS.L</u>	BRIT AMER TOBACCO
<u>BG.L</u>	BG GROUP
<u>BLND.L</u>	BRIT LAND CO REIT
<u>BLT.L</u>	BHP BILLITON
<u>BP.L</u>	BP
<u>BRBY.L</u>	BURBERRY GROUP
<u>BSY.L</u>	B SKY B GROUP
<u>BT-A.L</u>	BT GROUP
<u>CCL.L</u>	CARNIVAL
<u>CNA.L</u>	CENTRICA
<u>CNE.L</u>	CAIRN ENERGY
<u>CPG.L</u>	COMPASS GROUP
<u>CPLL</u>	CAPITA GRP
<u>CSCG.L</u>	CAP SHOP CENTRES
<u>DGE.L</u>	DIAGEO
<u>EMG.L</u>	MAN GROUP
<u>ENRC.L</u>	EURASIAN NATURAL
<u>ESSR.L</u>	ESSAR ENERGY
<u>EXPN.L</u>	EXPERIAN
<u>FRES.L</u>	FRESNILLO

Symbol	Name
<u>GKN.L</u>	GKN
<u>GSK.L</u>	GLAXOSMITHKLINE
<u>GFS.L</u>	G4S
<u>HMSO.L</u>	HAMMERSON REIT
<u>HSBA.L</u>	HSBC HLDG
<u>IAG.L</u>	INTL. CONS. AIR GRP
<u>IAP.L</u>	ICAP
<u>IHG.L</u>	INTERCONT HOTELS
<u>III.L</u>	3I GROUP
<u>IMI.L</u>	IMI PLC
<u>IMT.L</u>	IMPERIAL TOBACCO
<u>INVP.L</u>	INVESTEC
<u>IPR.L</u>	INTERNATIONAL POWER
<u>ISAT.L</u>	INMARSAT
<u>ISYS.L</u>	INVENSYS
<u>ITRK.L</u>	INTERTEK GROUP
<u>ITV.L</u>	ITV
<u>JMAT.L</u>	JOHNSON MATTHEY PLC
<u>KAZ.L</u>	KAZAKHMYS
<u>KGF.L</u>	KINGFISHER
<u>LAND.L</u>	LAND SEC R.E.I.T.
<u>LGEN.L</u>	LEGAL & GENERAL
<u>LLOY.L</u>	LLOYDS BANKING GRP
<u>LML.L</u>	LONMIN
<u>MKS.L</u>	MARKS & SPENCER
<u>MRW.L</u>	MORRISON SUPERMKTS
<u>NG.L</u>	NATIONAL GRID
<u>NXT.L</u>	NEXT
<u>OML.L</u>	OLD MUTUAL
<u>PFC.L</u>	PETROFAC
<u>PRU.L</u>	PRUDENTIAL

<u>PSON.L</u>	PEARSON
<u>RB.L</u>	RECKITT BENCK GRP
<u>RBS.L</u>	ROYAL BK SCOTL GR
<u>RDSA.L</u>	ROYAL DUTCH SHELL-A
<u>RDSB.L</u>	ROYAL DUTCH SHELL-B
<u>REL.L</u>	REED ELSEVIER PLC
<u>REX.L</u>	REXAM
<u>RIO.L</u>	RIO TINTO
<u>RR.L</u>	ROLLS-ROYCE GROUP
<u>RRS.L</u>	RANDGOLD RESOURCES
<u>RSA.L</u>	RSA INSUR GRP
<u>RSL.L</u>	RESOLUTION NPV
<u>SAB.L</u>	SABMILLER
<u>SBRY.L</u>	SAINSBURY
<u>SDR.L</u>	SCHRODERS
<u>SDRC.L</u>	SCHRODERS NVTG
<u>SGE.L</u>	SAGE GRP
<u>SHP.L</u>	SHIRE
<u>SL.L</u>	STANDARD LIFE

<u>SMIN.L</u>	SMITHS GROUP
<u>SN.L</u>	SMITH & NEPHEW
<u>SRP.L</u>	SERCO GROUP
<u>SSE.L</u>	SCOT & STHN ENERGY
<u>STAN.L</u>	STANDARD CHARTERED
<u>SVT.L</u>	SEVERN TRENT
<u>TLW.L</u>	TULLOW OIL
<u>TSCO.L</u>	TESCO PLC
<u>TT.L</u>	TUI TRAVEL
<u>ULVR.L</u>	UNILEVER
<u>UU.L</u>	UNITED UTILITIES GR
<u>VED.L</u>	VEDANTA RESOURCES
<u>VOD.L</u>	VODAFONE GRP
<u>WEIR.L</u>	WEIR GROUP
<u>WG.L</u>	WOOD GROUP (JOHN)
<u>WOS.L</u>	WOLSELEY
<u>WPP.L</u>	WPP
<u>WTB.L</u>	WHITBREAD
<u>XTA.L</u>	XSTRATA

Sumber: www.finance.yahoo.com

6. Komponen Strait Times Index (STI)

Symbol	Name
<u>BN4.SI</u>	Kep Corp
<u>C07.SI</u>	Jardine C&C
<u>C09.SI</u>	CITYDEV
<u>C31.SI</u>	Capitaland
<u>C38U.SI</u>	CapitaMall
<u>C52.SI</u>	ComfortDelGro
<u>C6L.SI</u>	SIA
<u>CC3.SI</u>	StarHub
<u>D05.SI</u>	DBS
<u>E5H.SI</u>	GoldenAgr
<u>F34.SI</u>	Wilmar
<u>F99.SI</u>	F & N
<u>G13.SI</u>	Genting SP
<u>JS8.SI</u>	CapMallsAsia
<u>MC0.SI</u>	GLOBAL LOGISTIC PROPERTIES LTD
<u>N03.SI</u>	NOL
<u>N21.SI</u>	Noble Grp
<u>O32.SI</u>	Olam
<u>O39.SI</u>	OCBC Bk
<u>S51.SI</u>	SembMar
<u>S59.SI</u>	SIA Engg
<u>S63.SI</u>	ST Engg
<u>S68.SI</u>	SGX
<u>T39.SI</u>	SPH
<u>U11.SI</u>	UOB
<u>U96.SI</u>	Semb Corp
<u>Z74.SI</u>	SingTel

Sumber: www.finance.yahoo.com

Lampiran 5

Output E views Hasil Analisis Sebelum *Subprime Mortgage* 2005 - 2006

Matriks Covariance Sebelum Peristiwa *Subprime Mortgage* 2005 - 2006

	IHSG	DJI	HSI	NIKKEI	FTSE	STI
IHSG	1,0000	0,1762	0,1025	0,1955	0,1798	0,2878
DJI	0,1762	1,0000	0,3799	0,4463	0,5674	0,4563
HSI	0,1025	0,3799	1,0000	0,3349	0,2154	0,4733
NIKKEI	0,1955	0,4463	0,3349	1,0000	0,4451	0,4979
FTSE	0,1798	0,5674	0,2154	0,4451	1,0000	0,3480
STI	0,2878	0,4563	0,4733	0,4979	0,3480	1,0000

White Heteroskedasticity Test Sebelum *Subprime Mortgage* 2005 - 2006:

F-statistic	1.083762	Probability	0.382570
Obs*R-squared	10.85441	Probability	0.368973

White Heteroskedasticity- Consistent Standard Errors & Covariance Sebelum *Subprime Mortgage* 2005 - 2006

Dependent Variable: IHSG

Method: Least Squares

Date: 06/30/11 Time: 21:56

Sample: 1/01/2005 12/30/2006

Included observations: 520

White Heteroskedasticity-Consistent Standard Errors & Covariance

Variable	Coefficient	Std. Error	t-Statistic	Prob.
DJI	0.160173	0.012679	12.63317	0.0023
HSI	0.076271	0.004913	15.52419	0.0002
NIKKEI	-0.002113	0.003705	-0.570280	0.5687
FTSE	0.073259	0.072455	1.257246	0.0544
STI	0.180373	0.045589	3.956489	0.0121
C	632.6755	87.99512	18.55415	0.0000

R-squared	0.093688	Mean dependent var	599.1048
Adjusted R-squared	0.047915	S.D. dependent var	2842.216
S.E. of regression	2773.288	Akaike info criterion	18.74890
Sum squared resid	7.61E+08	Schwarz criterion	18.90055
Log likelihood	-978.3172	F-statistic	2.046787
Durbin-Watson stat	2.363358	Prob(F-statistic)	0.078580

Output E views Hasil Analisis Ketika *Subprime Mortgage* 2007 - 2008

Matriks Covariance Ketika Peristiwa *Subprime Mortgage* 2007 - 2008

	IHSG	DJI	HSI	NIKKEI	FTSE	STI
IHSG	1,0000	0,0926	0,0517	0,0596	-0,0650	0,0646
DJI	0,0926	1,0000	-0,0226	0,6174	-0,2801	0,0543
HSI	0,0517	-0,0226	1,0000	-0,0240	0,4000	0,2037
NIKKEI	0,0596	0,6174	-0,0240	1,0000	-0,0628	0,1363
FTSE	-0,0650	-0,2801	0,4000	-0,0628	1,0000	0,3534
STI	0,0646	0,0543	0,2037	0,1363	0,3534	1,0000

White Heteroskedasticity Test Ketika *Subprime Mortgage* 2007 – 2008 :

F-statistic	1.247330	Probability	0.272037
Obs*R-squared	12.29907	Probability	0.265540

White Heteroskedasticity- Consistent Standard Errors & Covariance Ketika *Subprime Mortgage* 2007 - 2008

Dependent Variable: IHSG

Method: Least Squares

Date: 06/30/11 Time: 22:37

Sample (adjusted): 1/01/2007 12/22/2008

Included observations: 523 after adjustments

White Heteroskedasticity-Consistent Standard Errors & Covariance

Variable	Coefficient	Std. Error	t-Statistic	Prob.
DJI	0.007269	0.008257	12.66680	0.0018
HSI	0.095296	0.007281	13.08858	0.0011
NIKKEI	0.006201	0.016937	0.366117	0.7144
FTSE	-0.201270	0.059255	-0.515300	0.0525
STI	0.234167	0.104800	2.234409	0.0259
C	493.6124	66.63850	7.407315	0.0102

R-squared	0.022285	Mean dependent var	-184.1154
Adjusted R-squared	-0.027598	S.D. dependent var	4699.303
S.E. of regression	4763.708	Akaike info criterion	19.83140
Sum squared resid	2.22E+09	Schwarz criterion	19.98396
Log likelihood	-1025.233	F-statistic	0.446741
Durbin-Watson stat	2.098720	Prob(F-statistic)	0.814721

Output E views Hasil Analisis Sesudah *Subprime Mortgage* 2009-2010

Matriks Covariance Sesudah Peristiwa *Subprime Mortgage* 2007 - 2008

	IHSG	DJI	HSI	NIKKEI	FTSE	STI
IHSG	1,0000	-0,0173	0,0841	-0,0391	0,0535	0,0223
DJI	-0,0173	1,0000	0,1866	0,2173	-0,0080	0,1780
HSI	0,0841	0,1866	1,0000	-0,0900	0,4715	0,0067
NIKKEI	-0,0391	0,2173	-0,0900	1,0000	0,0133	0,6518
FTSE	0,0535	-0,0080	0,4715	0,0133	1,0000	0,0906
STI	0,0223	0,1780	0,0067	0,6518	0,0906	1,0000

White Heteroskedasticity Test Sesudah *Subprime Mortgage* 2009 – 2010 :

F-statistic	1.431234	Probability	0.178700
Obs*R-squared	13.87465	Probability	0.178786

White Heteroskedasticity- Consistent Standard Errors & Covariance Sesudah *Subprime Mortgage* 2009 – 2010

Dependent Variable: IHSG

Method: Least Squares

Date: 06/30/11 Time: 22:24

Sample: 1/01/2009 12/30/2010

Included observations: 522

White Heteroskedasticity-Consistent Standard Errors & Covariance

Variable	Coefficient	Std. Error	t-Statistic	Prob.
DJI	0.048299	0.046761	1.032889	0.0521
HSI	-0.040608	0.010658	-3.810076	0.0002
NIKKEI	0.160036	0.008514	18.79610	0.0000
FTSE	0.053183	0.071762	0.741105	0.5590
STI	1.908637	0.187810	2.073593	0.0084
C	103.0186	89.25060	1.154263	0.0189

R-squared	0.012151	Mean dependent var	1039.743
Adjusted R-squared	-0.037741	S.D. dependent var	3350.481
S.E. of regression	3413.120	Akaike info criterion	19.16409
Sum squared resid	1.15E+09	Schwarz criterion	19.31574
Log likelihood	-1000.115	F-statistic	0.243543
Durbin-Watson stat	2.193894	Prob(F-statistic)	0.942114