

LAMPIRAN

Lampiran I

Daftar Nama Sampel Perusahaan industri dasar dan kimia yang terdaftar di Bursa Efek Indonesia tahun 2014-2018.

No	Nama Perusahaan	Kode Perusahaan
1	Holcim Indonesia Tbk.	SMCB
2	Indocement Tunggal Prakarsa Tbk.	INTP
3	Semen Indonesia (Persero) Tbk.	SMGR
4	Arwana Citramulia Tbk.	ARNA
5	Asahimas Flat Glass Tbk.	AMFG
6	Intikeramik Alamasri Industri Tbk.	IKAI
7	Keramika Indonesia Assosiasi Tbk	KIAS
8	Mulia Industrindo Tbk.	MLIA
9	Surya Toto Indonesia Tbk.	TOTO
10	Alakasa Industrindo Tbk.	ALKA
11	Alumindo Light Metal Industry	ALMI
12	Betonjaya Manunggal Tbk	BTON
13	Tembaga Mulia Semanan Tbk.	TBMS
14	Pelat Timah Nusantara Tbk.	NIKL
15	Lionmesh Prima Tbk.	LMSH
16	Lion Metal Works Tbk.	LION
17	Krakatau Steel (Persero) Tbk.	KRAS
18	Jaya Pari Steel Tbk.	JPRS
19	Jakarta Kyoei Steel Works Tbk.	JKSW
20	Tembaga Mulia Semanan Tbk.	TEMS
21	Indal Aluminium Industry Tbk.	INAI
22	Gunawan Dianjaya Steel Tbk.	GDST
23	Citra Tubindo Tbk.	CTBN
24	Barito Pacific Tbk.	BRPT
25	Duta Pertiwi Nusantara Tbk.	DPNS
26	Ekadharma International Tbk.	EKAD
27	Eterindo Wahanatama Tbk	ETWA
28	Intanwijaya Internasional Tbk.	INCI
29	Indo Acidatama Tbk.	SRSN
30	Chandra Asri Petrochemical Tbk.	TPIA
31	Unggul Indah Cahaya Tbk.	UNIC
32	Argha Karya Prima Industry Tbk.	AKPI
33	Asiaplast Industries Tbk.	APLI

34	Berlina Tbk.	BRNA
35	Indopoly Swakarsa Industry Tbk	IPOL
36	Champion Pacific Indonesia Tbk	IGAR
37	Trias Sentosa Tbk.	TRST
38	Yanaprima Hastapersada Tbk.	YPAS
39	Charoen Pokphand Indonesia Tbk.	CPIN
40	Japfa Comfeed Indonesia Tbk.	JPFA
41	Malindo Feedmill Tbk	MAIN
42	Sierad Produce Tbk.	SIPD
43	SLJ Global Tbk.	SULI
44	Tirta Mahakam Resources Tbk	TIRT
45	Alkindo Naratama Tbk	ALDO
46	Fajar Surya Wisesa Tbk	FASW
47	Indah Kiat Pulp & Paper Tbk	INKP
48	Kertas Basuki Rachmat Indonesia	KBRI
49	Pabrik Kertas Tjiwi Kimia Tbk.	TKIM
50	Suparma Tbk	SPMA
51	Toba Pulp Lestari Tbk.	INRU

Lampiran 2

Data Hasil Penelitian 2014-2018

No	Kode Perusahaan	IC				CSR	ROA	PBV
		VACA	VAHU	STVA	VAIC			
2014								
1	SMCB	0.130	2.424	0.587	3.14	0.961	3.89	1.912
2	INTP	0.297	4.884	0.795	5.98	0.840	18.26	4.209
3	SMGR	0.275	3.790	0.736	4.80	0.740	16.24	3.844
4	ARNA	1.564	7.839	0.872	10.28	0.430	20.78	7.001
5	AMFG	0.165	4.704	0.787	5.66	0.570	11.70	1.097
6	IKAI	-0.020	-0.170	6.806	6.62	0.450	-5.11	2.300
7	KIAS	0.044	3.411	0.707	4.16	0.000	3.92	1.300
8	MLIA	0.413	1.350	0.259	2.02	0.240	1.73	0.600
9	TOTO	0.303	5.436	0.816	6.56	0.570	14.49	1.598
10	ALKA	0.010	0.230	-3.390	-3.15	0.250	1.20	1.700
11	ALMI	0.030	3.190	0.690	3.91	0.211	0.10	0.129
12	BTON	0.060	2.110	0.530	2.70	0.184	4.38	0.663
13	TBMS	0.060	4.810	0.790	5.66	0.224	0.02	0.300
14	NIKL	0.060	0.630	-0.580	0.11	0.382	-5.88	13.880
15	LMSH	0.090	2.270	0.560	2.92	0.237	5.29	0.556
16	LION	0.160	2.040	0.510	2.71	0.237	8.17	0.556
17	KRAS	-0.020	-0.640	2.570	1.91	0.355	-6.14	0.380

18	JPRS	-0.020	-0.900	2.110	1.19	0.224	-1.87	0.500
19	JKSW	-0.018	-1.325	1.755	0.41	0.263	-3.17	-0.020
20	TEMS	0.060	4.810	0.790	5.66	0.368	0.02	0.200
21	INAI	0.070	1.890	0.470	2.43	0.132	2.46	0.910
22	GDST	0.000	0.060	-15.860	-15.80	0.197	-1.02	0.970
23	CTBN	0.170	3.410	0.710	4.29	0.461	10.00	2.331
24	BRPT	0.065	2.880	0.653	3.60	0.220	-0.06	1.120
25	DPNS	0.286	4.230	0.764	5.28	0.200	5.40	0.820
26	EKAD	0.610	5.810	0.828	7.25	0.170	9.91	2.331
27	ETWA	0.099	4.050	0.753	4.90	0.260	-10.68	1.200
28	INCI	0.279	5.430	0.816	6.52	0.130	7.45	0.320
29	SRSN	0.396	6.420	0.844	7.66	0.220	3.12	0.915
30	TPIA	0.141	3.120	0.679	3.94	0.210	0.95	0.300
31	UNIC	0.494	1.760	0.431	2.68	0.210	1.09	0.300
32	AKPI	0.091	2.059	0.514	2.66	0.224	1.56	0.545
33	APLI	0.147	1.734	0.423	2.30	0.171	3.52	0.539
34	BRNA	0.186	1.946	0.486	2.62	0.171	4.27	1.360
35	IPOL	0.094	1.984	0.496	2.57	0.342	1.44	0.388
36	IGAR	0.360	2.697	0.629	3.69	0.224	15.69	1.162
37	TRST	0.042	2.266	0.559	2.87	0.211	0.92	0.610
38	YPAS	0.133	1.134	0.118	1.38	0.197	-2.79	0.622
39	CPIN	0.310	7.947	0.874	9.13	0.200	8.37	5.312
40	JPFA	0.437	5.210	0.808	6.45	0.330	2.45	1.960
41	MAIN	0.328	4.557	0.781	5.67	0.250	-2.40	1.200
42	SIPD	0.344	4.691	0.787	5.82	0.240	0.07	0.365
43	SULI	0.068	1.002	0.002	1.07	0.158	0.61	-0.526
44	TIRT	0.271	1.492	0.330	2.09	0.000	3.24	1.180
45	ALDO	0.101	1.648	0.393	2.14	0.360	5.90	2.536
46	FASW	0.059	2.823	0.646	3.53	0.660	1.55	2.486
47	INKP	0.029	3.555	0.719	4.30	0.660	1.94	0.080
48	KBRI	-0.008	-0.766	2.306	1.53	0.360	-1.35	0.004
49	TKIM	0.001	0.702	-0.424	0.28	0.700	2.20	0.196
50	SPMA	0.068	0.068	-13.766	-13.63	0.390	2.32	0.370
51	INRU	0.017	0.703	-0.423	0.30	0.550	0.44	0.300
2015								
1	SMCB	0.136	1.393	0.282	1.811	0.760	1.15	0.900
2	INTP	0.273	4.372	0.771	5.417	0.710	15.76	3.440
3	SMGR	0.226	3.169	0.684	4.079	0.610	11.86	2.460
4	ARNA	1.230	5.758	0.826	7.814	0.490	4.98	4.100
5	AMFG	0.112	2.875	0.652	3.639	0.570	7.99	0.840
6	IKAI	-0.330	-1.150	1.869	0.389	0.000	-27.92	1.310
7	KIAS	-0.100	-6.390	1.156	-5.334	0.000	-7.71	0.740
8	MLIA	0.135	0.422	-1.370	-0.813	0.240	-2.19	0.610
9	TOTO	0.157	4.571	0.781	5.509	0.570	11.69	4.810
10	ALKA	0.010	0.120	-7.090	-6.960	0.263	-0.81	1.200

11	ALMI	0.000	0.290	-2.460	-2.170	0.224	-2.40	0.220
12	BTON	0.000	0.040	-21.270	-21.230	0.184	3.45	0.530
13	TBMS	0.090	7.570	0.870	8.530	0.237	0.02	0.370
14	NIKL	0.040	0.590	-0.690	-0.060	0.382	2.94	0.240
15	LMSH	0.050	1.120	0.110	1.280	0.250	1.45	0.490
16	LION	0.140	1.720	0.420	2.280	0.237	7.20	1.200
17	KRAS	-0.040	-2.000	1.500	-0.540	0.355	-10.35	0.190
18	JPRS	-0.100	-4.410	1.230	-3.280	0.237	6.05	0.270
19	JKSW	-0.071	-4.278	1.234	-3.115	0.237	-8.70	-0.020
20	TEMS	0.090	7.570	0.870	8.530	0.237	0.02	0.370
21	INAI	0.080	2.910	0.660	3.650	0.132	2.15	0.530
22	GDST	-0.040	-2.770	1.360	-1.450	0.211	-4.66	0.600
23	CTBN	0.110	2.370	0.580	3.060	0.461	4.00	2.260
24	BRPT	0.117	5.360	0.813	6.290	0.220	0.23	0.060
25	DPNS	0.260	3.830	0.739	4.829	0.200	3.59	0.530
26	EKAD	0.702	5.700	0.825	7.227	0.170	12.07	1.160
27	ETWA	0.073	3.210	0.688	3.972	0.260	-16.82	0.450
28	INCI	0.493	3.010	0.668	4.171	0.130	10.00	0.360
29	SRSN	0.392	7.500	0.867	8.758	0.220	2.70	0.890
30	TPIA	0.159	3.550	0.718	4.427	0.210	1.41	0.930
31	UNIC	0.463	1.690	0.408	2.560	0.210	-0.39	0.290
32	AKPI	0.070	2.162	0.538	2.770	0.237	0.96	0.540
33	APLI	0.087	1.074	0.069	1.230	0.171	0.60	0.440
34	BRNA	0.135	1.821	0.451	2.407	0.184	-0.39	0.670
35	IPOL	0.097	1.912	0.477	2.486	0.355	0.95	0.220
36	IGAR	0.366	1.910	0.476	2.752	0.224	13.39	0.700
37	TRST	0.041	1.986	0.497	2.524	0.211	0.75	0.440
38	YPAS	0.112	1.034	0.033	1.180	0.171	-3.54	3.550
39	CPIN	0.314	8.466	0.882	9.662	0.200	7.42	3.390
40	JPFA	0.450	5.289	0.811	6.549	0.470	3.06	1.110
41	MAIN	0.291	4.107	0.757	5.155	0.250	-1.57	2.200
42	SIPD	0.383	4.257	0.765	5.405	0.240	-16.11	1.090
43	SULI	0.173	1.836	0.455	2.465	0.211	0.36	-0.530
44	TIRT	0.271	1.405	0.288	1.964	0.184	-0.11	0.550
45	ALDO	0.114	1.702	0.413	2.229	0.360	6.58	2.370
46	FASW	0.022	1.037	0.036	1.095	0.680	-4.42	1.050
47	INKP	0.046	6.437	0.845	7.328	0.660	3.16	0.140
48	KBRI	-0.008	-0.653	2.531	1.870	0.360	-10.70	0.830
49	TKIM	0.005	0.593	-0.687	-0.089	0.740	0.15	0.100
50	SPMA	0.033	2.300	0.565	2.898	0.390	-1.95	0.200
51	INRU	0.032	1.410	0.291	1.733	0.570	-2.20	0.260
2016								
1	SMCB	0.174	1.245	0.197	1.616	0.776	-1.44	0.840
2	INTP	0.194	3.472	0.712	4.379	0.670	12.84	2.230
3	SMGR	0.175	2.796	0.642	3.613	0.618	10.25	1.910

4	ARNA	1.359	5.751	0.826	7.936	0.490	5.92	4.150
5	AMFG	0.104	2.726	0.633	3.463	0.570	4.73	0.830
6	IKAI	0.717	-1.720	1.582	0.579	0.490	-54.85	0.500
7	KIAS	-0.110	-2.910	1.344	-1.676	0.430	-13.58	0.690
8	MLIA	0.085	0.305	-2.270	-1.880	0.430	0.12	0.670
9	TOTO	0.103	3.660	0.727	4.490	0.580	6.53	3.260
10	ALKA	0.070	0.930	-0.070	0.930	0.250	0.38	2.360
11	ALMI	0.000	0.190	-4.410	-4.220	0.224	-4.60	0.290
12	BTON	-0.010	-0.350	3.860	3.500	0.184	-3.37	0.640
13	TBMS	0.120	9.120	0.890	10.130	0.237	0.06	0.830
14	NIKL	0.080	1.200	0.170	1.450	0.382	2.12	11.130
15	LMSH	0.090	2.280	0.560	2.930	0.250	3.84	0.490
16	LION	0.150	1.860	0.460	2.470	0.224	6.17	1.160
17	KRAS	0.010	0.660	-0.510	0.160	0.368	-4.73	0.640
18	JPRS	-0.040	-2.210	1.450	-0.800	0.237	5.48	0.320
19	JKSW	0.003	0.410	-1.437	-1.024	0.355	-1.05	-0.030
20	TEMS	0.120	9.120	0.890	10.130	0.237	0.06	0.830
21	INAI	0.090	2.980	0.660	3.730	0.145	2.66	0.820
22	GDST	0.050	3.600	0.720	4.370	0.211	2.52	1.110
23	CTBN	0.050	0.790	-0.260	0.580	0.461	-1.00	2.430
24	BRPT	0.243	10.670	0.906	11.820	0.220	10.88	0.570
25	DPNS	0.239	4.230	0.764	5.232	0.200	3.38	0.510
26	EKAD	0.469	6.120	0.837	7.426	0.170	12.91	0.790
27	ETWA	0.016	2.380	0.580	2.976	0.260	-5.91	3.500
28	INCI	0.291	8.790	0.886	9.967	0.130	3.71	0.250
29	SRSN	0.260	6.320	0.842	7.422	0.220	1.54	0.850
30	TPIA	0.291	11.300	0.912	12.503	0.210	14.10	3.494
31	UNIC	0.503	1.910	0.478	2.890	0.210	9.31	0.440
32	AKPI	0.087	2.030	0.507	2.624	0.237	2.00	0.560
33	APLI	0.195	2.250	0.556	3.001	0.184	7.98	0.690
34	BRNA	0.118	1.672	0.402	2.192	0.171	0.61	1.310
35	IPOL	0.112	2.010	0.502	2.624	0.355	2.30	0.430
36	IGAR	0.421	2.028	0.507	2.956	0.224	15.77	1.380
37	TRST	0.038	1.769	0.435	2.242	0.211	1.03	0.450
38	YPAS	0.164	0.985	-0.015	1.134	0.197	-3.90	3.900
39	CPIN	0.354	7.886	0.873	9.113	0.210	9.19	3.470
40	JPFA	0.493	5.856	0.829	7.178	0.470	11.28	1 2.21
41	MAIN	0.440	4.423	0.774	5.637	0.260	7.40	1.630
42	SIPD	0.416	4.475	0.777	5.668	0.290	0.51	0.780
43	SULI	0.210	1.607	0.378	2.195	0.250	0.42	-2.210
44	TIRT	0.255	1.320	0.242	1.817	0.197	3.55	0.720
45	ALDO	0.102	1.247	0.198	1.547	0.370	6.15	1.670
46	FASW	0.113	4.687	0.787	5.586	0.700	9.06	3.310
47	INKP	0.042	4.348	0.770	5.159	0.660	2.95	0.150
48	KBRI	-0.028	-2.985	1.335	-1.678	0.360	-8.13	0.980

49	TKIM	0.004	0.269	-2.720	-2.447	0.740	0.82	0.160
50	SPMA	-0.152	-0.152	1.097	0.793	0.470	3.75	0.500
51	INRU	0.009	0.387	-1.585	-1.189	0.570	23.07	0.200
2017								
1	SMCB	0.200	1.154	0.134	1.488	0.390	-3.86	0.870
2	INTP	0.142	2.242	1.242	3.626	0.750	6.44	3.290
3	SMGR	0.122	2.090	1.090	3.303	0.670	4.17	1.930
4	ARNA	1.445	6.070	0.835	8.350	0.530	5.49	2.440
5	AMFG	0.049	1.133	0.118	1.300	0.670	1.08	0.730
6	IKAI	-0.240	-3.410	1.293	-2.357	0.490	-22.39	-0.690
7	KIAS	-0.070	-1.510	1.662	0.082	0.450	-4.12	1.030
8	MLIA	0.165	0.588	-0.700	0.053	0.490	-0.10	7.053
9	TOTO	0.128	4.463	0.776	5.367	0.580	7.05	2.500
10	ALKA	0.060	1.300	0.230	1.590	0.303	5.05	1.670
11	ALMI	0.030	2.250	0.560	2.840	0.224	0.40	0.350
12	BTON	0.100	3.170	0.680	3.950	0.184	6.20	0.540
13	TBMS	0.100	9.760	0.900	10.760	0.237	0.05	0.710
14	NIKL	0.080	1.270	0.210	1.560	0.382	1.30	22.140
15	LMSH	0.150	3.300	0.700	4.150	0.250	8.05	0.490
16	LION	0.110	1.210	0.170	1.490	0.263	1.36	0.870
17	KRAS	0.030	1.300	0.230	1.560	0.368	-2.14	0.330
18	JPRS	-0.020	-0.840	2.190	1.330	0.237	4.17	0.320
19	JKSW	-0.019	-1.573	1.636	0.044	0.368	1.59	-0.030
20	TEMS	0.100	9.760	0.900	10.760	0.237	0.05	0.710
21	INAI	0.110	3.150	0.680	3.940	0.145	3.18	0.890
22	GDST	0.050	2.700	0.630	3.380	0.211	0.80	0.810
23	CTBN	-0.030	-0.510	2.960	2.420	0.461	-8.00	2.670
24	BRPT	0.192	8.470	0.882	9.544	0.240	7.68	1.150
25	DPNS	0.213	3.720	0.731	4.664	0.200	1.93	0.440
26	EKAD	0.428	5.790	0.827	7.045	0.170	9.56	0.750
27	ETWA	-0.009	-1.480	1.674	0.185	0.260	-11.44	0.810
28	INCI	0.366	8.490	0.882	9.738	0.140	5.45	0.280
29	SRSN	0.337	6.870	0.854	8.061	0.220	2.71	0.573
30	TPIA	0.308	9.050	0.889	10.247	0.210	10.68	4.750
31	UNIC	0.538	1.980	0.495	3.013	0.210	5.33	0.630
32	AKPI	0.071	1.784	0.440	2.295	0.237	0.49	0.430
33	APLI	0.123	1.093	0.085	1.301	0.184	-0.33	0.420
34	BRNA	0.074	0.804	-0.243	0.635	0.211	-9.07	1.470
35	IPOL	0.089	1.471	0.320	1.880	0.382	0.72	0.380
36	IGAR	0.326	2.022	0.505	2.853	0.224	14.11	0.850
37	TRST	0.038	1.704	0.413	2.155	0.211	1.15	0.540
38	YPAS	0.157	0.945	-0.058	1.044	0.197	-4.78	5.170
39	CPIN	0.360	6.677	0.850	7.886	0.210	10.18	3.240
40	JPFA	0.465	5.111	0.804	6.381	0.490	5.25	1.510
41	MAIN	0.330	3.732	0.732	4.793	0.260	1.20	0.940

42	SIPD	0.375	4.183	0.761	5.318	0.290	-29.91	1.370
43	SULI	0.166	1.133	0.117	1.417	0.276	0.65	6.443
44	TIRT	0.192	0.993	-0.008	1.177	0.197	0.12	0.680
45	ALDO	0.155	2.282	0.562	2.999	0.260	5.35	1.460
46	FASW	0.124	4.859	0.794	5.777	0.700	3.16	4.070
47	INKP	0.079	8.646	0.884	9.609	0.710	3.95	0.710
48	KBRI	-0.041	-4.342	1.230	-3.153	0.360	-6.33	1.270
49	TKIM	0.010	0.830	-0.205	0.634	0.740	2.26	0.680
50	SPMA	0.080	5.226	0.809	6.114	0.470	2.71	0.390
51	INRU	0.039	1.392	0.282	1.712	0.620	10.29	0.180
2018								
1	SMCB	0.345	1.884	0.469	2.70	0.776	-4.44	2.210
2	INTP	0.175	2.538	1.538	4.25	0.750	4.12	2.010
3	SMGR	0.182	3.612	2.612	6.41	0.670	6.03	2.150
4	ARNA	1.544	6.093	0.836	8.47	0.530	12.81	2.920
5	AMFG	0.019	0.205	-3.880	-3.66	0.670	0.13	0.460
6	IKAI	-0.020	-2.380	1.420	-0.98	0.490	5.24	7.390
7	KIAS	-0.050	-1.310	1.761	0.40	0.450	-5.58	1.110
8	MLIA	-0.090	-0.390	3.535	3.06	0.490	10.60	0.840
9	TOTO	0.132	4.265	0.766	5.16	0.580	1.91	1.880
10	ALKA	0.140	2.830	0.650	3.62	0.303	3.54	1.360
11	ALMI	0.080	1.850	0.460	2.39	0.224	0.20	0.800
12	BTON	0.200	3.660	0.730	4.59	0.184	12.79	0.910
13	TBMS	0.090	8.810	0.890	9.79	0.237	0.03	0.540
14	NIKL	0.060	1.240	0.190	1.49	0.382	0.95	15.810
15	LMSH	0.060	1.380	0.270	1.71	0.250	1.80	0.430
16	LION	0.140	1.170	0.150	1.46	0.263	2.11	0.760
17	KRAS	0.040	2.030	0.510	2.58	0.368	1.83	0.310
18	JPRS	0.080	3.120	0.680	3.88	0.237	3.87	0.330
19	JKSW	-0.049	-2.657	1.376	-1.33	0.368	25.49	-0.020
20	TEMS	0.090	8.810	0.890	9.79	0.243	0.03	0.540
21	INAI	0.160	4.260	0.770	5.19	0.145	2.89	0.900
22	GDST	0.070	1.010	0.010	1.09	0.211	-6.49	1.110
23	CTBN	0.040	0.680	-0.460	0.26	0.461	-4.00	2.400
24	BRPT	0.192	8.470	0.882	9.54	0.240	3.44	1.050
25	DPNS	0.213	3.720	0.731	4.66	0.200	2.91	0.380
26	EKAD	0.428	5.790	0.827	7.05	0.170	8.68	0.820
27	ETWA	0.015	2.382	0.000	2.40	0.260	-11.58	-0.320
28	INCI	0.065	4.360	0.771	5.20	0.140	4.26	0.390
29	SRSN	0.138	2.700	0.629	3.47	0.220	5.64	0.850
30	TPIA	0.099	3.780	0.735	4.61	0.210	5.74	3.950
31	UNIC	0.142	1.760	0.432	2.33	0.210	7.31	0.580
32	AKPI	0.117	2.528	0.604	3.25	0.237	2.09	0.420
33	APLI	0.173	1.656	0.396	2.23	0.184	-4.67	0.540
34	BRNA	0.063	0.854	-0.171	0.75	0.220	-0.96	1.350

35	IPOL	0.142	2.271	0.560	2.97	0.382	1.74	0.240
36	IGAR	0.177	1.120	0.107	1.40	0.224	7.83	0.780
37	TRST	0.041	3.240	0.691	3.97	0.211	1.47	0.490
38	YPAS	0.261	1.533	0.348	2.14	0.197	-2.73	4.270
39	CPIN	0.360	6.677	0.850	7.89	0.210	16.46	6.500
40	JPFA	0.465	5.111	0.804	6.38	0.490	9.78	2.610
41	MAIN	0.330	3.732	0.732	4.79	0.260	6.56	1.650
42	SIPD	0.375	4.183	0.761	5.32	0.290	1.19	1.700
43	SULI	0.271	2.163	0.538	2.97	0.276	3.23	5.180
44	TIRT	0.207	1.221	0.181	1.61	0.197	-3.95	0.920
45	ALDO	0.206	3.081	0.675	3.96	0.260	10.84	1.440
46	FASW	0.289	7.032	0.858	8.18	0.700	18.13	4.840
47	INKP	0.110	13.423	0.925	14.46	0.710	8.40	1.150
48	KBRI	-0.051	-15.045	1.066	-14.03	0.360	-10.96	2.570
49	TKIM	0.035	2.233	0.552	2.82	0.740	8.43	1.870
50	SPMA	0.113	5.399	0.815	6.33	0.470	4.78	0.440
51	INRU	0.046	1.337	0.252	1.63	0.620	1.11	0.290

Lampiran 3

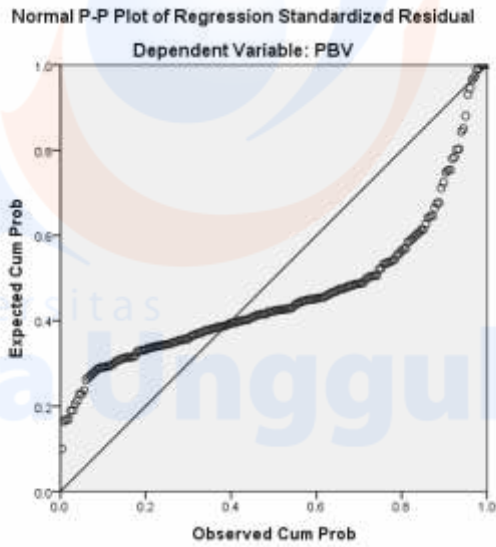
Hasil Output SPSS

Hasil Uji Statistik Deskriptif

Descriptive Statistics

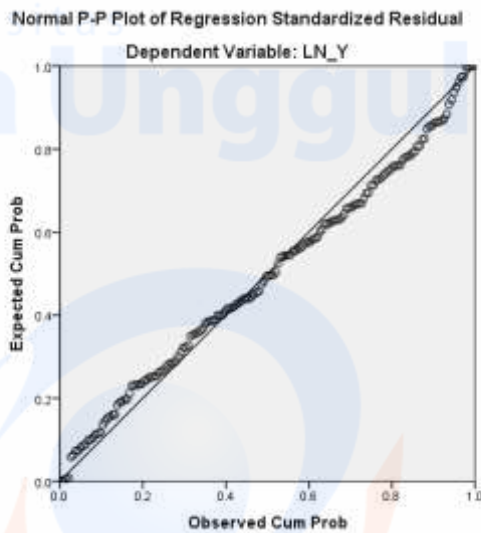
	N	Minimum	Maximum	Mean	Std. Deviation
IC	255	-21.22	14.46	3.0263	4.08889
CSR	255	.00	.96	.3378	.18461
ROA	255	-54.85	25.49	2.1821	7.92259
PBV	255	-2.21	22.14	1.4699	2.31846
Valid N (listwise)	255				

Hasil Uji Normalitas



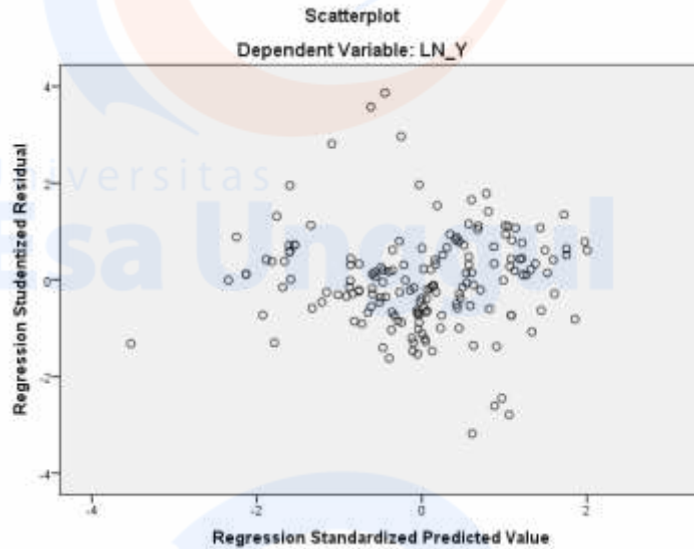
Hasil Uji Normalitas melalui *log natural* (LN)

Coefficients ^a							
Model	Unstandardized Coefficients		Standardized Coefficients	t	Sig.	Collinearity Statistics	
	B	Std. Error	Beta			Tolerance	VIF
(Constant)	-.033	.205		-.159	.874		
LN_X1	.197	.070	.192	2.836	.005	.999	1.001
LN_X2	.408	.135	.209	3.031	.003	.968	1.033
LN_Z	.229	.044	.355	5.150	.000	.968	1.033



Hasil Uji Multikolinieritas

Hasil Uji Heteroskedastisitas



Hasil Uji Autokorelasi

Model Summary^b

Model	R	R Square	Adjusted R Square	Std. Error of the Estimate	Change Statistics					Durbin-Watson
					R Square Change	F Change	df1	df2	Sig. F Change	
1	.487 ^a	.237	.223	.87864	.237	17.171	3	166	.000	1.859

a. Predictors: (Constant), LN_Z, LN_X1, LN_X2

b. Dependent Variable: LN_Y

Hasil Uji F (Simultan)

ANOVA^a

Model		Sum of Squares	df	Mean Square	F	Sig.
1	Regression	39.768	3	13.256	17.171	.000 ^b
	Residual	128.155	166	.772		
	Total	167.923	169			

a. Dependent Variable: LN_Y

b. Predictors: (Constant), LN_Z, LN_X1, LN_X2

Hasil Uji Signifikansi Parsial (t-test)

Coefficients ^a							
Model	Unstandardized Coefficients		Standardized Coefficients	t	Sig.	Collinearity Statistics	
	B	Std. Error	Beta			Tolerance	VIF
(Constant)	-.033	.205		-.159	.874		
1 LN_X1	.197	.070	.192	2.836	.005	.999	1.001
LN_X2	.408	.135	.209	3.031	.003	.968	1.033
LN_Z	.229	.044	.355	5.150	.000	.968	1.033

a. Dependent Variable: LN_Y

Hasil Uji Koefisien Determinasi

Model Summary ^b										
Model	R	R Square	Adjusted R Square	Std. Error of the Estimate	Change Statistics					Durbin-Watson
					R Square Change	F Change	df1	df2	Sig. F Change	
1	.487 ^a	.237	.223	.87864	.237	17.171	3	166	.000	1.859

a. Predictors: (Constant), LN_Z, LN_X1, LN_X2

b. Dependent Variable: LN_Y

Hasil Uji Interaksi secara Simultan

ANOVA ^a					
Model	Sum of Squares	df	Mean Square	F	Sig.
1 Regression	21.010	2	10.505	11.943	.000 ^b
Residual	146.894	167	.880		
Total	167.904	169			

a. Dependent Variable: LN_Y

b. Predictors: (Constant), LN_X2.Z, LN_X1.Z

Hasil Uji Interaksi secara Parsial

Coefficients ^a							
Model	Unstandardized Coefficients		Standardized Coefficients	t	Sig.	Collinearity Statistics	
	B	Std. Error	Beta			Tolerance	VIF
(Constant)	-.198	.080		-2.467	.015		
1 LN_X1.Z	.118	.034	.361	3.479	.001	.487	2.054
LN_X2.Z	.005	.049	.010	.097	.923	.487	2.054

a. Dependent Variable: LN_Y