







### Case Processing Summary

	Cases					
	Valid		Missing		Total	
	N	Percent	N	Percent	N	Percent
kan_timbal	34	100,0%	0	0,0%	34	100,0%

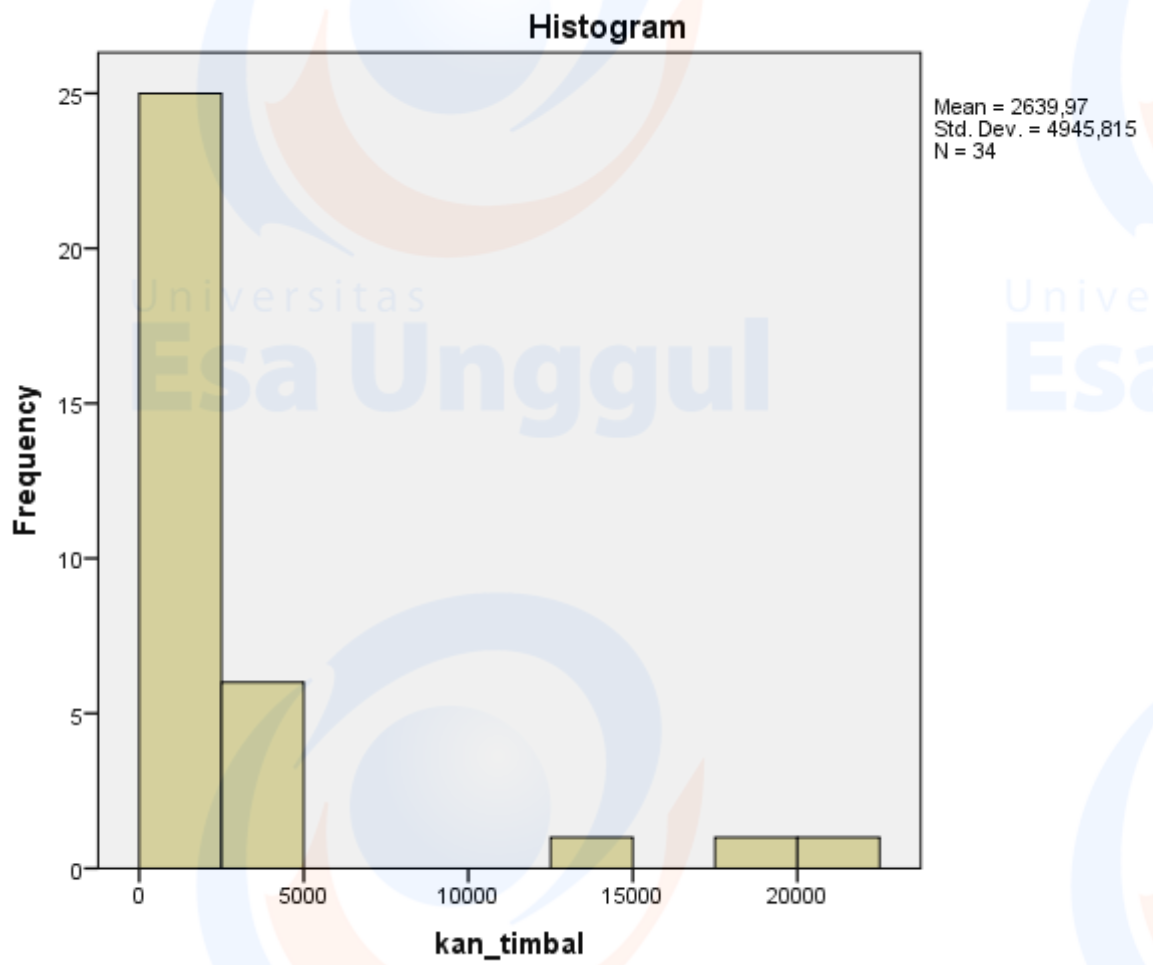
### Descriptives

		Statistic	Std. Error	
kan_timbal	Mean	2639,97	848,200	
	95% Confidence Interval for Mean	Lower Bound	914,29	
		Upper Bound	4365,65	
	5% Trimmed Mean	1829,39		
	Median	1084,00		
	Variance	24461082,878		
	Std. Deviation	4945,815		
	Minimum	15		
	Maximum	20840		
	Range	20825		
	Interquartile Range	2457		
	Skewness	2,966	,403	
	Kurtosis	8,151	,788	

### Tests of Normality

	Kolmogorov-Smirnov <sup>a</sup>			Shapiro-Wilk		
	Statistic	df	Sig.	Statistic	df	Sig.
kan_timbal	,387	34	,000	,518	34	,000

a. Lilliefors Significance Correction

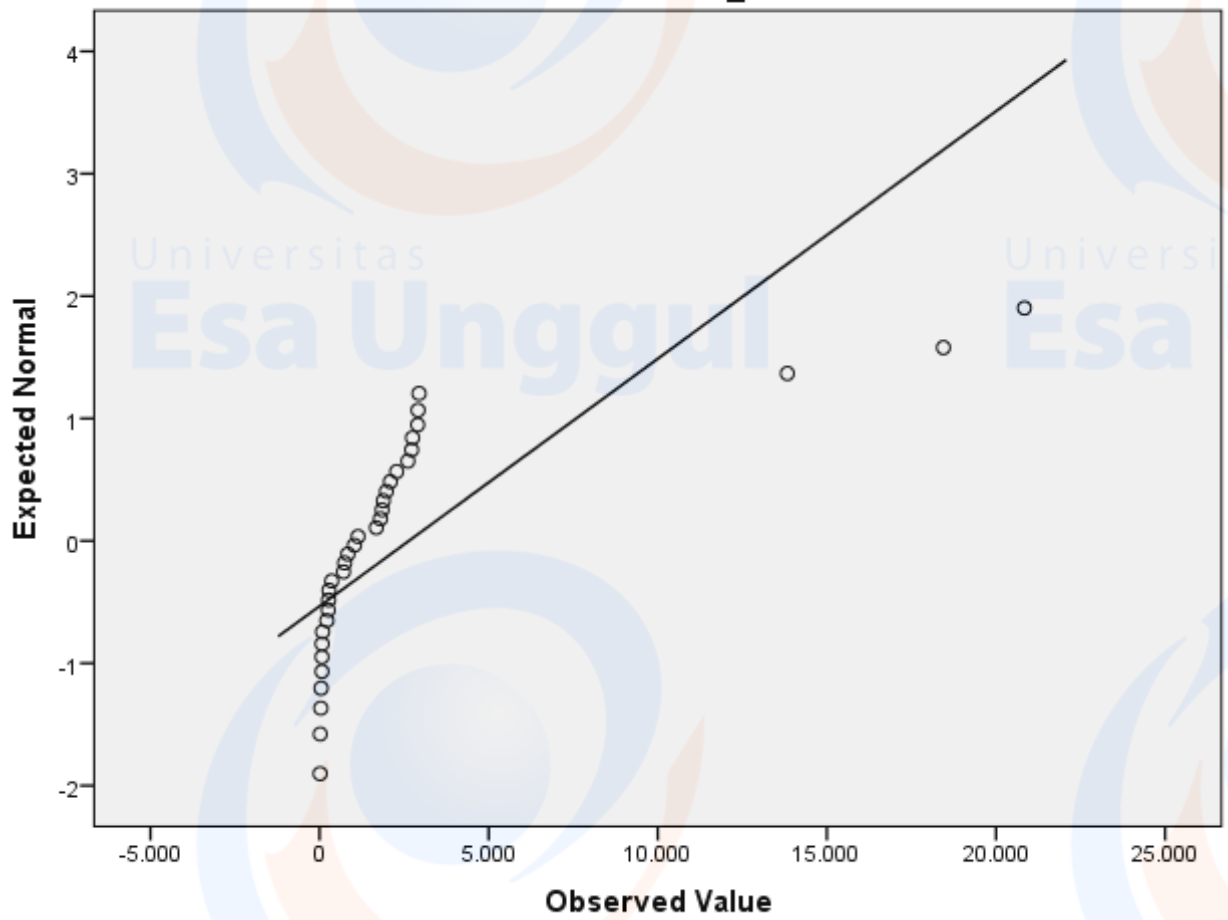


kan\_timbal Stem-and-Leaf Plot

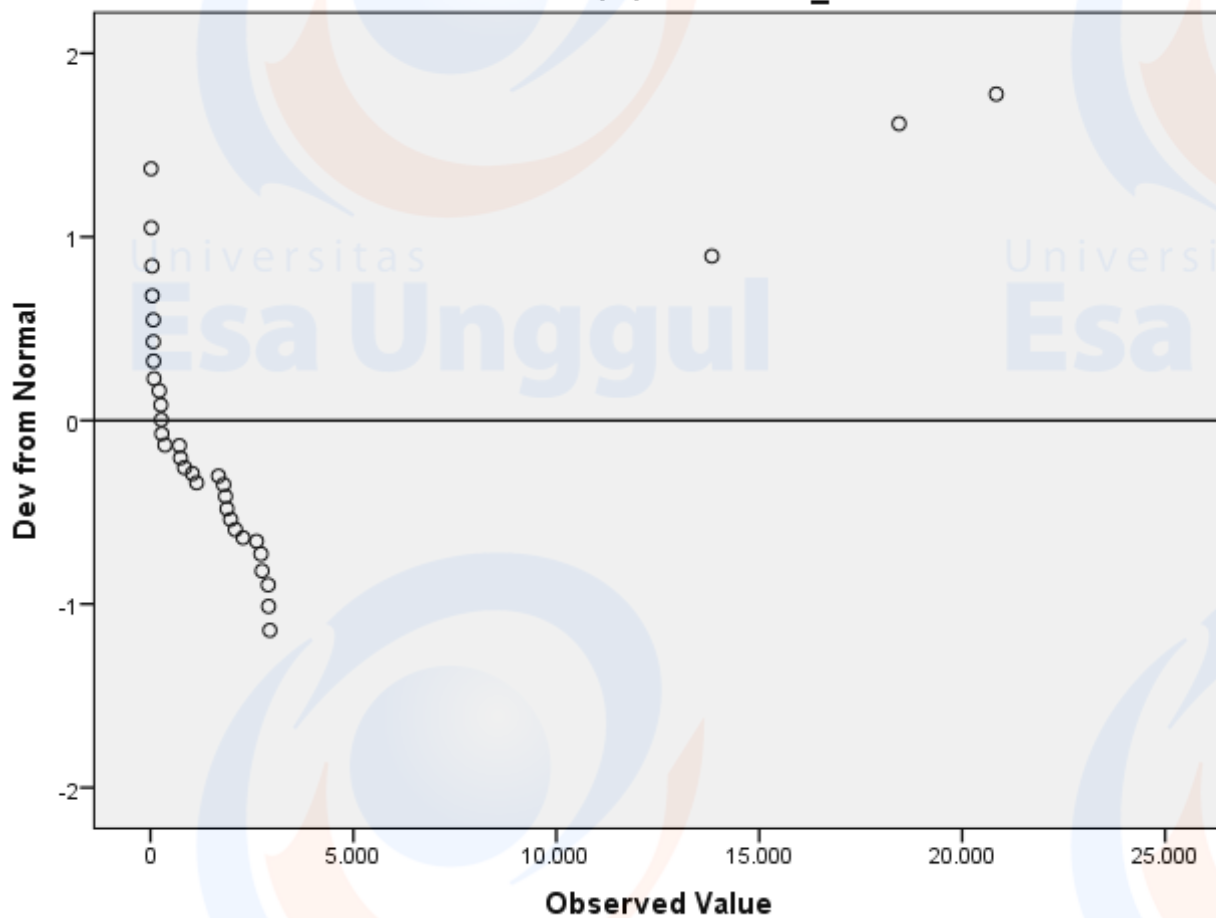
Frequency	Stem &	Leaf
13,00	0 .	0000000022223
3,00	0 .	778
2,00	1 .	01
5,00	1 .	68889
2,00	2 .	02
6,00	2 .	677999
3,00	Extremes	(>=13831)

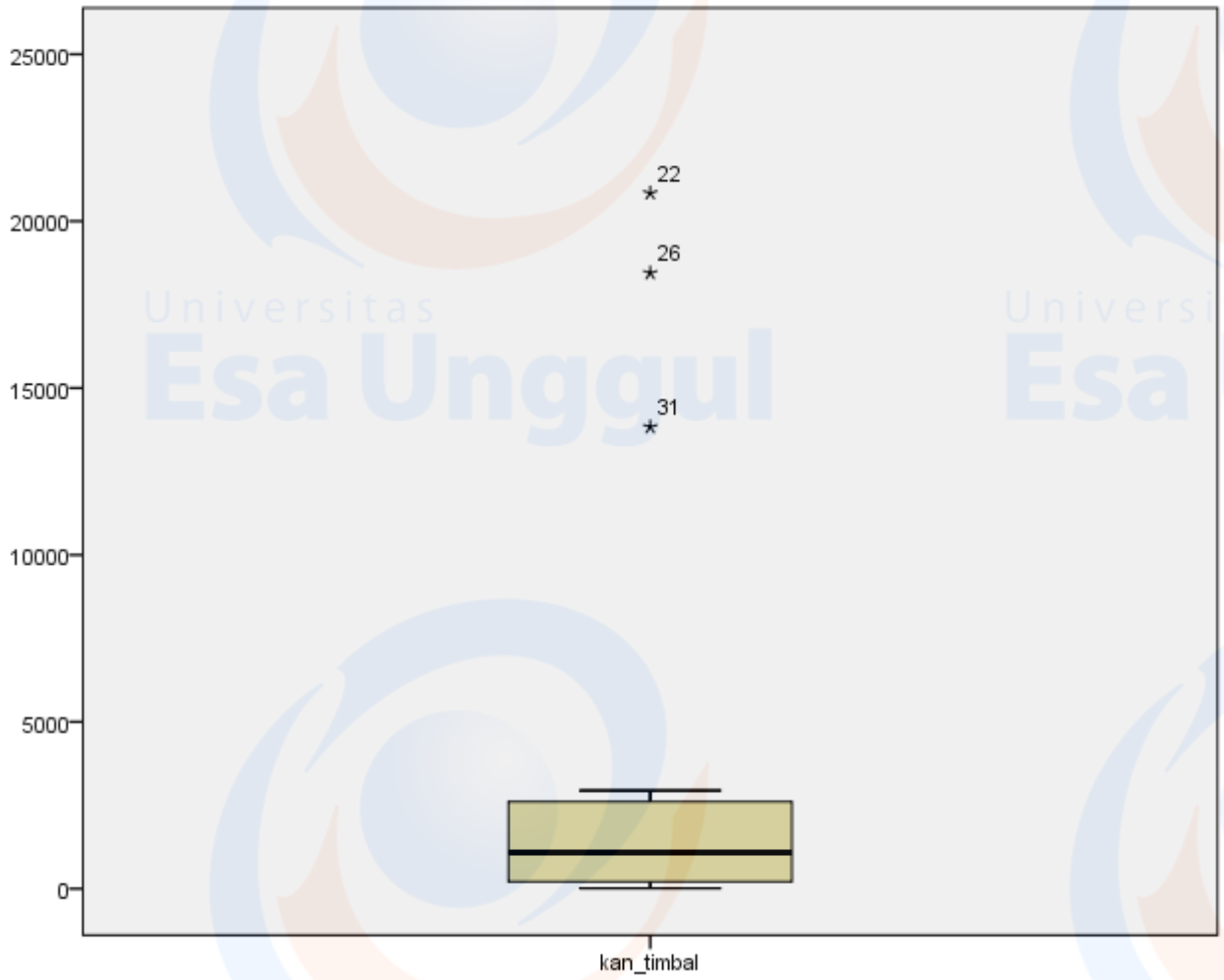
Stem width: 1000  
Each leaf: 1 case(s)

Normal Q-Q Plot of kan\_timbal



Detrended Normal Q-Q Plot of kan\_timbal











Universitas  
**Esa Unggul**

Universitas  
**Esa Unggul**

Universitas  
**Esa U**

Universitas  
**Esa U**







Universitas  
**Esa Unggul**

Universitas  
**Esa Unggul**





Universitas  
Esa U

Universitas  
Esa U

Universitas  
Esa U

Universitas  
Esa U

Universitas  
Esa U

Universitas  
Esa U

Universitas  
Esa U

Universitas  
Esa U

Universitas  
Esa U

