

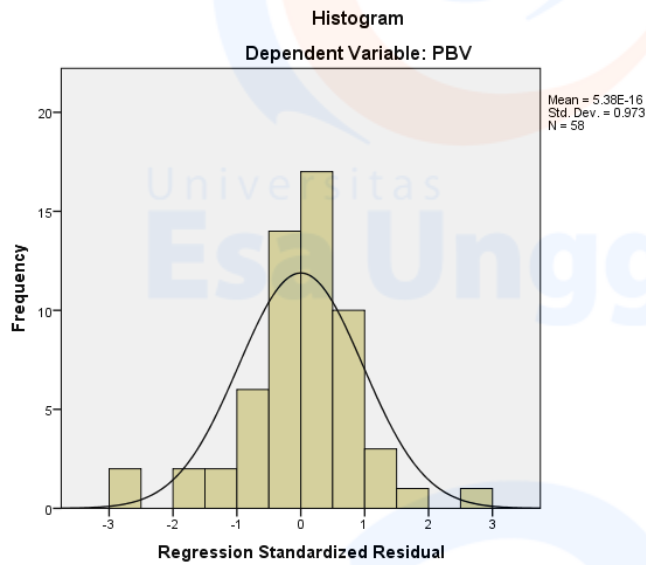
Lampiran 1

Daftar Sampel Penelitian Perusahaan Manufaktur Sub Sektor Makanan dan Minuman Periode 2014 – 2018

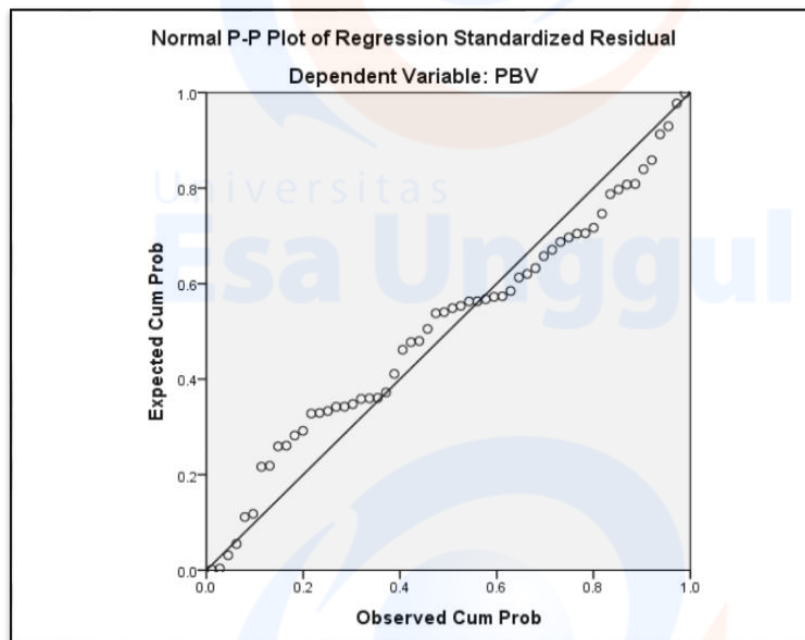
No	Nama Perusahaan	Kode Perusahaan
1	PT Tri Banyan Tirta Tbk	ALTO
2	PT Mayora Indah Tbk	MYOR
3	PT Delta Djakarta Tbk	DLTA
4	PT Wilmar Cahaya Indonesia Tbk	CEKA
5	PT Indofood Sukses Makmur Tbk	ICBP
6	PT Nippon Indosari Corpindo Tbk	ROTI
7	PT Indofood Sukses Makmur Tbk	INDF
8	PT Siantar Top Tbk	STTP
9	PT Sekar Bumi Tbk	SKBM
10	PT Multi Bintang Indonesia Tbk	MLBI
11	PT Sekar Laut Tbk	SKLT
12	PT Ultra Jaya Milk Industry & Trading Company Tbk	ULTJ
	Jumlah perusahaan yang dijadikan sampel	12

Sumber : data dari <https://www.idx.co.id>

Lampiran 4 : Hasil Uji Asumsi Klasik
Hasil Uji Normalitas Histogram



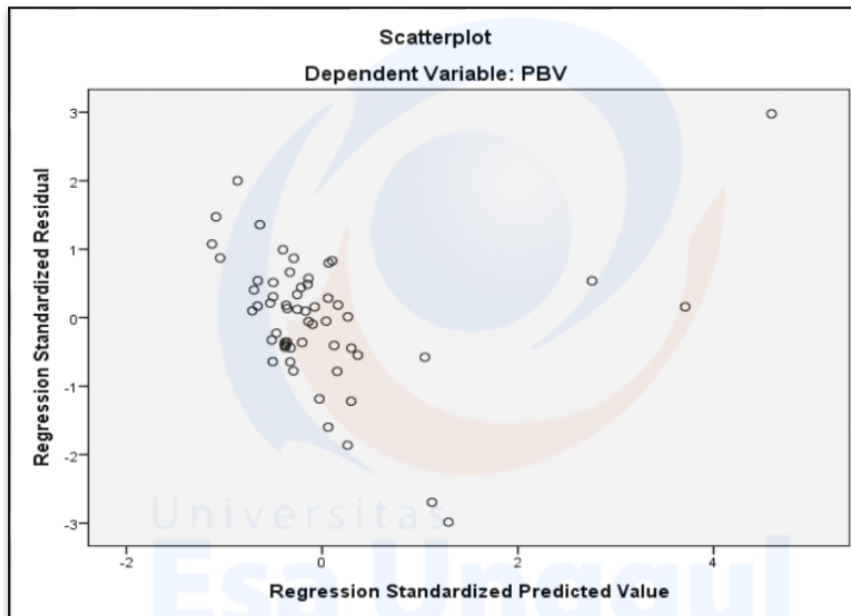
Uji Normalitas (Probability Plot)



Hasil Uji Multikolinieritas

Coefficients ^a											
Model		Unstandardized Coefficients		Standardized Coefficients	T	Sig.	Correlations			Collinearity Statistics	
		B	Std. Error	Beta			Zero-order	Partial	Part	Tolerance	VIF
1	(Constant)	-5,332	0,955		-5,582	0,000					
	ROA	0,417	0,028	0,883	15,149	0,000	0,854	0,900	0,876	0,986	1,015
	DER	4,323	0,836	0,310	5,170	0,000	0,202	0,575	0,299	0,928	1,078
	SG	-1,667	1,730	-0,058	-0,964	0,339	-0,049	-0,130	-0,056	0,933	1,072

Hasil Uji Heteroskedastisitas



Hasil Uji Autokorelasi

Model Summary ^b										
Model	R	R Square	Adjusted R Square	Std. Error of the Estimate	Change Statistics					Durbin-Watson
					R Square Change	F Change	df1	df2	Sig. F Change	
1	.905 ^a	0.819	0.809	2.83675	0.819	81.636	3	54	0.000	1.728