

LAMPIRAN

Lampiran 1: Storyline & Storyboard

a. Narasi

BATIK MUSEUM IN PEKALONGAN

Known as the most prestigious textile art of Indonesia, Batik has been contributing in many Indonesians' lives such as local business for craftspeople, curriculum about Batik, and platform to protect Batik. The symbolism on its fabrics reflect the cultural and historical identities of Indonesians throughout generations.

The unique techniques are very distinctive. Artisans use hot wax made from natural ingredients and dyes to draw the designs on the fabric. Then, it is soaked in one colour and remove the wax with hot boiling water. Besides having symbolic meanings, the varieties of every vivid colour and motif portray Indonesians' artistic and creativity and has become an intangible cultural heritage.

If you want to know further about Batik, you can come and visit Batik Museum in Pekalongan located in Central Java, Indonesia. This museum displays over 1.000 collections of Batik both Coastal and Inland Batik from all across Indonesia, and some textiles from all around the world. You will learn and discover about Batik's history and its making process as well.

The main highlight and attraction of this museum is that you can learn how to use the materials to make Batik motifs which later you can practice to make your own too. Aside from offering a heritage education, visitors can do scientific research and observation about Batik in the library inside of the museum.





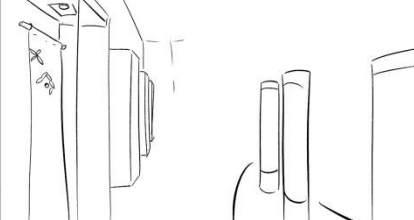
As an enduring platform to preserve and foster Batik, Batik Museum in Pekalongan was honoured as the "Best Safeguarding Practices of Living Heritage" by UNESCO. This museum has not only BECOME a safeguarding place for Batik, but also contributes to sustainable development.

Now, it's your turn in contributing to keep this *intangible cultural heritage* by visiting this museum.

b. Storyboard

STORYBOARD

Page: 1

Cut	Picture	Caption	Dur.
1		<p>Notes: -Menunjukkan kain Batik yang sedang dilukis dengan canting -Detail terlihat jelas terkesan classy</p> <p>Voice Over: "Known as the most prestigious textile art of Indonesia"</p> <p>SFX: - Cam: EL5 Transition: -</p>	3" 00:05 - 00:08
2		<p>Notes: -Fashion runway memakai Batik</p> <p>Voice Over: "Batik has been contributing in many Indonesians' lives in numerous aspects."</p> <p>SFX: - Cam: LS Transition: -</p>	3" 00:09 - 00:12
3		<p>Notes: -craftpeople</p> <p>Voice Over: "such as local business for craftspeople."</p> <p>SFX: - Cam: - Transition: -</p>	3" 00:13 - 00:16
4		<p>Notes: -Anak sekolah belajar membatik</p> <p>Voice Over: "curriculum about Batik..."</p> <p>SFX: - Cam: - Transition: -</p>	2" 00:17 - 00:19
5		<p>Notes: -Batik dalam lemari/dilindungi</p> <p>Voice Over: "and platform to protect Batik"</p> <p>SFX: - Cam: - Transition: -</p>	2" 00:20 - 00:22






STORYBOARD

Page: 2

Cut	Picture	Caption	Dur.
6		<p>Notes: -model menyentuh detail kain Batik</p> <p>Voice Over: "The symbolism on its fabrics."</p> <p>SFX: - Cam: ECU Transition: -</p>	1" 00:22 - 00:23
7		<p>Notes: -model sedang bercermin -fokus ke baju Batik yang dikenakan</p> <p>Voice Over: "reflect the cultural and historical identities of Indonesians throughout generations"</p> <p>SFX: - Cam: MS Transition: -</p>	4" 00:24 - 00:28
8		<p>Notes: -Proses pembuatan Batik cap -shoot dari atas -cetakan di angkat kemudian muncul motifnya</p> <p>Voice Over: "the unique techniques are very distinctive"</p> <p>SFX: - Cam: ECU Transition: -</p>	2" 00:29 - 00:31
9		<p>Notes: -Mendiduk hot wax -muncul uap panas menutup kamera (fx)</p> <p>Voice Over: "artisans use hot wax made from natural ingredients."</p> <p>SFX: suara mendidih Cam: MS Transition: -</p>	1" 00:33 - 00:34
10		<p>Notes: -menggambar Batik pada kain dengan canting</p> <p>Voice Over: "and dyes as the wax to draw the designs on the fabric,"</p> <p>SFX: - Cam: ECU Transition: -</p>	2" 00:35 - 00:37






STORYBOARD

Page: 3

Cut	Picture	Caption	Dur.
11		<p>Notes: -motion dari sc sebelumnya, skrg berwarna kainnya</p> <p>Voice Over: "Then, it is soaked in one colour"</p> <p>SFX: - Cam: - Transition: -</p>	1" 00:38 - 00:39
12		<p>Notes: -model mengangkat kain Batik yang sudah siap</p> <p>Voice Over: "and remove its wax with hot boiling water"</p> <p>SFX: - Cam: LS Transition: -</p>	1" 00:40 - 00:41
13		<p>Notes: -Menunjukkan jenis-jenis isen-isen</p> <p>Voice Over: "Beside having symbolic meanings.."</p> <p>SFX: - Cam: - Transition: -</p>	2" 00:42 - 00:44
14		<p>Notes: -Motion vivid motif Batik -ganti warna dan gerak</p> <p>Voice Over: "the varieties of every vivid motif and colour.."</p> <p>SFX: - Cam: - Transition: -</p>	1" 00:45 - 00:46
15		<p>Notes: -Zoom ke salah satu motif yang tadi, -Ganti scene jadi logo UNESCO</p> <p>Voice Over: "portray Indonesians' artistic and creativity and has become an intangible cultural heritage."</p> <p>SFX: - Cam: - Transition: -</p>	5" 00:47 - 00:52



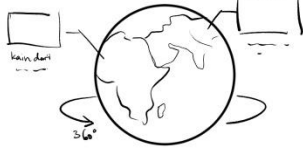
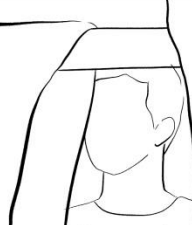

STORYBOARD

Page: 4

Cut	Picture	Caption	Dur.
16		<p>Notes: -koleksi Museum Batik di Pekalongan</p> <p>Voice Over: "If you want to know further about Batik,"</p> <p>SFX: - Cam: LS Transition: -</p>	3" 00:53 - 00:56
17		<p>Notes: -gedung/tulisan/logo MBP motion</p> <p>Voice Over: "you can come and visit the Batik Museum in Pekalongan."</p> <p>SFX: - Cam: - Transition: -</p>	2" 00:57 - 00:59
18		<p>Notes: -View Kota Pekalongan</p> <p>Voice Over: "Located in central Java, Indonesia."</p> <p>SFX: - Cam: ELS Transition: -</p>	1" 01:00 - 01:01
19		<p>Notes: -Motion 1000 collections</p> <p>Voice Over: "this museum displays over 1.000 collections of Batik"</p> <p>SFX: rise up sound Cam: - Transition: -</p>	4" 01:02 - 01:06
20		<p>Notes: -</p> <p>Voice Over: "These Batik collections are not only from Batik Pekalongan"</p> <p>SFX: - Cam: - Transition: -</p>	2" 01:07 - 01:09



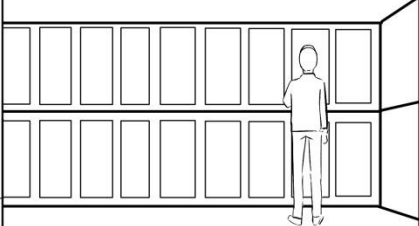


STORYBOARD

Page: 5

Cut	Picture	Caption	Dur.
21		<p>Notes: -Menunjukkan pesisir / Batik pesisir</p> <p>Voice Over: "but also coastal."</p> <p>SFX: - Cam: - Transition: -</p>	1" 0110 - 0111
22		<p>Notes: -Menunjukkan Batik Pedalaman - Peta Indonesia</p> <p>Voice Over: "and inland Batik from all across Indonesia"</p> <p>SFX: - Cam: Eyebird (Drone) Transition: -</p>	1" 0112 - 0113
23		<p>Notes: -Globe dan menunjukkan beberapa kain dari daerah dunia</p> <p>Voice Over: "and some textiles from all around the world"</p> <p>SFX: - Cam: - Transition: -</p>	2" 0119 - 0116
24		<p>Notes: -Model sedang berkunjung bersama pengurus Museum</p> <p>Voice Over: "You will learn and discover.."</p> <p>SFX: - Cam: -MS Transition: -</p>	1" 0117 - 0118
25		<p>Notes: -Proses pembuatan Batik (kain yang sedang di jemur)</p> <p>Voice Over: "about Batik's history and its making process as well"</p> <p>SFX: - Cam: - Transition: -</p>	3" 0119 - 0122






STORYBOARD

Page: 6


Cut	Picture	Caption	Dur.
26		<p>Notes: -Material to make Batik motion</p> <p>Voice Over: "The main highlight and attraction of this museum is that you can learn how to use the materials"</p> <p>SFX: - Cam: - Transition: -</p>	5" 0123 - 0128
27		<p>Notes: -motion motif berubah ubah</p> <p>Voice Over: "to make Batik motifs which later you can practice to make your own too."</p> <p>SFX: - Cam: - Transition: -</p>	2" 0129 - 0131
28		<p>Notes: -Perpustakaan view -Model sedang berjalan di perpustakaan / sedang berkunjung</p> <p>Voice Over: "Aside from offering a heritage education..."</p> <p>SFX: - Cam: MS Transition: -</p>	3" 0131 - 0134
29		<p>Notes: -Model do Research and observing</p> <p>Voice Over: "visitors can do research and observation for scientific purposes"</p> <p>SFX: - Cam: -MS Transition: -</p>	2" 0135 - 0137
30		<p>Notes: -Perpustakaan View</p> <p>Voice Over: "about Batik in the library inside of the museum."</p> <p>SFX: - Cam: - Transition: -</p>	1" 0138 - 0139

STORYBOARD

Page: 7

Cut	Picture	Caption	Dur.
31		<p>Notes: -view dalam Museum</p> <p>Voice Over: "As an enduring platform to preserve and foster Batik"</p> <p>SFX: - Cam: - Transition: -</p>	3" 0140 - 0143
32		<p>Notes: -motion sertifikat UNESCO</p> <p>Voice Over: "Batik Museum in Pekalongan was honoured as the "Best Safeguarding Practices of Living Heritage" by UNESCO"</p> <p>SFX: - Cam: - Transition: -</p>	7" 0144 - 0151
33		<p>Notes: -Kain Batik yang disimpan dengan aman</p> <p>Voice Over: "This museum has not only become a safeguarding place for Batik,"</p> <p>SFX: - Cam: - Transition: -</p>	2" 0152 - 0154
34		<p>Notes: -Motion UNESCO's Sustainable Development Goals. -Berbeda dengan motion yg sebelumnya</p> <p>Voice Over: "but also contributes to sustainable development."</p> <p>SFX: - Cam: - Transition: -</p>	3" 0155 - 0158
35		<p>Notes: -Model bersamaan mengajak audiens -kemudian tambah dengan pengurus Museum</p> <p>Voice Over: "Now, it's your turn in contributing to keep this intangible cultural heritage by visiting this museum."</p> <p>SFX: - Cam: LS Transition: -</p>	7" 0159 - 02:06

Lampiran 2: Lembar Asistensi Bimbingan Tugas Akhir





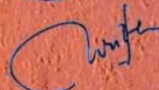









**Universitas
Esa Unggul**

FAKULTAS DESAIN & INDUSTRI KREATIF
Program Sarjana Desain (S1)
 Jl. Arjuna Utara, Kebon Jeruk, Jakarta Barat 11510
 021 - 567 4223 (hunting). Hotline Services : 021 - 7064 6060 / 021 - 7024 7272

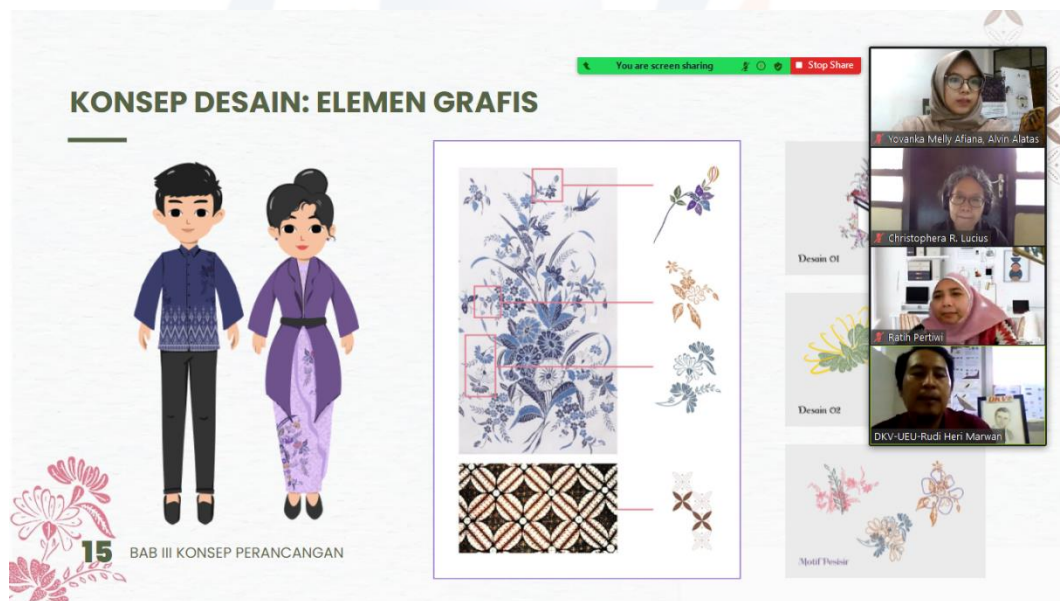
LEMBARAN ASISTENSI MATA KULIAH

MATA KULIAH : Bimbingan Tugas Akhir
NAMA MAHASISWA : Yovanka Melly Afiana
NIM : 20171002040
NAMA DOSEN : Dipl.-Des. Christophern R. Lucius, S.T., M.A.
TUGAS : Perancangan Media Audio Visual Motion Graphic untuk Museum Batik & Pekalongan

TANGGAL	ASISTENSI	TANDA TANGAN DOSEN
16/12 '20	Brainstorming Persegi	
23/3 '21	Alternatif 25 Visual	
30/3/21	Alternatif 6 Desain	
6/4 '21	Alternatif 3 Desain Utama	
13/4 '21	Narasi Video	
20/4 '21	Membuat Storyboard	
27/4 '21	Voice Over Video	
4/4 '21	Rensi Narasi & Storyboard	
11/4 '21	Animatic Storyboard	
18/4/21	Rough Animasi	
25/4/21	Motion Graphic	
25/4/21	Rensi Motion Graphic	

TANGGAL	ASISTENSI	TANDA TANGAN DOSEN
1/6 '21	Penulisan BAB 1	C Wajen
8/6 '21	Penulisan BAB 2	C Wajen
15/6 '21	Penulisan BAB 3	C Wajen
27/7 '21	Penulisan BAB 4	C Wajen
30/7 '21	Revisi Final Project.	C Wajen

Lampiran 3: Sidang Tugas Akhir



Nama : Yovanka Melly Afiana
NIM : 20171002040
Hari : Senin, 16 Agustus 2021
Jam : 14:00 – 15:30
Zoom Meet Link : <https://zoom.us/j/91802834576?pwd=YnRnVVIUY2crV2ZxRWVtSTg0M1FGZz09>

Lampiran 4: Booth Karya

