

LAMPIRAN

LAMPIRAN I

Daftar Perusahaan yang Termasuk dalam Sampel

No.	Kode Saham	Nama Perusahaan
1	AALI	Astra Agro Lestari Tbk
2	AKRA	AKR Corporindo Tbk
3	ASII	Astra International Tbk
4	BBCA	Bank Central Asia Tbk
5	BBNI	Bank Negara Indonesia (Persero) Tbk
6	BBRI	Bank Rakyat Indonesia (Persero) Tbk
7	BMRI	Bank Mandiri (Persero) Tbk
8	GGRM	Gudang Garam Tbk
9	ICBP	Indofood CBP Sukses Makmur Tbk
10	INDF	Indofood Sukses Makmur Tbk
11	JSMR	Jasa Marga (Persero) Tbk
12	KLBF	Kalbe Farma Tbk
13	LPKR	Lippo Karawaci Tbk
14	PTBA	Tambang Batubara Bukit Asam (Persero) Tbk
15	SMGR	Semen Gresik (Persero) Tbk
16	TLKM	Telekomunikasi Indonesia (Persero) Tbk
17	UNTR	United Tractors Tbk
18	UNVR	Unilever Indonesia Tbk

LAMPIRAN II

Hasil Olahan Data Biaya Hutang Perusahaan Indeks LQ45 Periode 2012-2016

NO	KODE SAHAM	COD				
		2012	2013	2014	2015	2016
1	AALI	0.0300	0.0392	0.0269	0.0206	0.0245
2	AKRA	0.0271	0.0271	0.0296	0.0288	0.0161
3	ASII	0.0201	0.0183	0.0204	0.0195	0.0247
4	BBCA	0.0214	0.0196	0.0259	0.0236	0.0201
5	BBNI	0.0270	0.0246	0.0337	0.0306	0.0309
6	BBRI	0.0295	0.0305	0.0387	0.0377	0.0350
7	BMRI	0.0299	0.0301	0.0352	0.0355	0.0309
8	CPIN	0.0346	0.0446	0.0495	0.0740	0.0732
9	GGRM	0.0668	0.0693	0.0863	0.0726	0.0619
10	ICBP	0.0686	0.0874	0.0746	0.0811	0.0728
11	INDF	0.0646	0.0524	0.0554	0.0564	0.0706
12	JSMR	0.0952	0.0825	0.0911	0.0941	0.0785
13	KLBF	0.0151	0.0199	0.0458	0.0132	0.0235
14	LPKR	0.0164	0.0174	0.0210	0.0233	0.0240
15	PTBA	0.0811	0.0929	0.0410	0.0715	0.0617
16	TLKM	0.0590	0.0711	0.0780	0.0855	0.0846
17	UNTR	0.0322	0.0249	0.0221	0.0233	0.0414
21	UNVR	0.0792	0.0199	0.0863	0.0817	0.0700
RATA-RATA		0.0443	0.0429	0.0479	0.0485	0.0469

LAMPIRAN III

Hasil Olahan Data Komisariss Independen Perusahaan Indeks LQ45 Periode 2012-2016

NO	KODE SAHAM	COD				
		2012	2013	2014	2015	2016
1	AALI	0.4286	0.4286	0.4286	0.4286	0.4286
2	AKRA	0.3333	0.3333	0.3333	0.3333	0.3333
3	ASII	0.3000	0.3000	0.3636	0.3636	0.3333
4	BBCA	0.6000	0.6000	0.6000	0.6000	0.6000
5	BBNI	0.5714	0.5714	0.5000	0.6250	0.6250
6	BBRI	0.5000	0.3750	0.7143	0.6250	0.5556
7	BMRI	0.5714	0.5714	0.5714	0.5000	0.5000
8	CPIN	0.4000	0.3333	0.3333	0.4000	0.5000
9	GGRM	0.5000	0.3333	0.3333	0.3333	0.3333
10	ICBP	0.3750	0.4286	0.4286	0.5000	0.5000
11	INDF	0.6000	0.3750	0.3750	0.3750	0.3750
12	JSMR	0.3333	0.3333	0.3333	0.3333	0.3333
13	KLBF	0.3333	0.3333	0.3333	0.4286	0.4286
14	LPKR	0.7143	0.7500	0.5556	0.6250	0.8333
15	PTBA	0.5000	0.5000	0.5000	0.5000	0.5000
16	TLKM	0.4000	0.4286	0.4286	0.4286	0.4286
17	UNTR	0.5000	0.4286	0.5000	0.5000	0.3333
18	UNVR	0.8000	0.8000	0.8000	0.8000	0.8000
RATA-RATA		0.4867	0.4569	0.4685	0.4833	0.4856

LAMPIRAN IV

Hasil Olahan Data Kepemilikan Manajerial Perusahaan Indeks LQ45 Periode 2012-2016

NO	KODE SAHAM	MAN				
		2012	2013	2014	2015	2016
1	AALI	0.0000	0.0000	0.0000	0.0000	0.0000
2	AKRA	0.0052	0.0051	0.0073	0.0068	0.0071
3	ASII	0.0004	0.0004	0.0003	0.0004	0.0004
4	BBCA	0.0081	0.0202	0.0200	0.0201	0.0196
5	BBNI	0.0000	0.0000	0.0000	0.0000	0.0000
6	BBRI	0.0038	0.0036	0.0033	0.0031	0.0018
7	BMRI	0.0046	0.0020	0.0052	0.0010	0.0005
8	CPIN	0.0000	0.0000	0.0000	0.0000	0.0000
9	GGRM	0.0092	0.0092	0.0092	0.0092	0.0092
10	ICBP	0.0000	0.0000	0.0000	0.0000	0.0000
11	INDF	0.0002	0.0002	0.0002	0.0002	0.0002
12	JSMR	0.0036	0.0027	0.0020	0.0014	0.0011
13	KLBF	0.0001	0.0001	0.0001	0.0001	0.0001
14	LPKR	0.0000	0.0000	0.0000	0.0000	0.0000
15	PTBA	0.0000	0.0000	0.0000	0.0851	0.0851
16	TLKM	0.0000	0.0000	0.0000	0.0000	0.0000
17	UNTR	0.0000	0.0006	0.0006	0.0000	0.0000
18	UNVR	0.0000	0.0000	0.0000	0.0000	0.0000
RATA-RATA		0.0020	0.0025	0.0027	0.0071	0.0069

LAMPIRAN V

Hasil Olahan Data Kepemilikan Institusional Perusahaan Indeks LQ45 Periode 2012-2016

NO	KODE SAHAM	INST				
		2012	2013	2014	2015	2016
1	AALI	0.7968	0.7968	0.7968	0.7968	0.7968
2	AKRA	0.5918	0.5918	0.9927	0.9932	0.9929
3	ASII	0.9996	0.9996	0.9997	0.9996	0.9996
4	BBCA	0.9919	0.9798	0.9800	0.9799	0.9804
5	BBNI	0.9740	0.9662	0.9771	0.9684	0.9700
6	BBRI	0.9853	0.9841	0.9812	0.9761	0.9981
7	BMRI	0.9898	0.9825	0.9586	0.9565	0.9904
8	CPIN	1.0000	1.0000	1.0000	1.0000	0.9892
9	GGRM	0.9908	0.9908	0.9908	0.9908	0.9908
10	ICBP	1.0000	1.0000	1.0000	1.0000	1.0000
11	INDF	0.9998	0.9998	0.9998	0.9998	0.9998
12	JSMR	0.9964	0.9972	0.9894	0.9846	0.9428
13	KLBF	0.9999	1.0000	1.0000	0.9888	0.9783
14	LPKR	1.0000	1.0000	1.0000	1.0000	1.0000
15	PTBA	0.9773	0.9436	0.9778	0.9620	0.9780
16	TLKM	1.0000	1.0000	1.0000	1.0000	1.0000
17	UNTR	1.0000	0.9994	0.9994	1.0000	1.0000
18	UNVR	1.0000	1.0000	1.0000	1.0000	1.0000
RATA-RATA		0.9607	0.9573	0.9802	0.9776	0.9782

LAMPIRAN VI

Hasil Olahan Data Frekuensi Pertemuan Komite Audit Perusahaan Indeks LQ45
Periode 2012-2016

NO	KODE SAHAM	FREK				
		2012	2013	2014	2015	2016
1	AALI	7	7	7	7	7
2	AKRA	12	16	4	5	4
3	ASII	12	5	7	9	7
4	BBCA	26	26	26	20	19
5	BBNI	30	28	28	27	25
6	BBRI	11	14	16	16	20
7	BMRI	30	35	30	23	16
8	CPIN	36	30	32	33	31
9	GGRM	6	6	6	6	6
10	ICBP	7	7	6	7	7
11	INDF	7	9	9	6	8
12	JSMR	13	23	17	12	12
13	KLBF	4	4	4	4	4
14	LPKR	5	9	4	4	4
15	PTBA	35	30	35	39	35
16	TLKM	30	30	34	34	32
17	UNTR	4	4	4	5	4
18	UNVR	5	4	4	4	4
RATA-RATA		16	16	15	15	14

LAMPIRAN VII

Hasil Olahan Data Ukuran Dewan Direksi Indeks LQ45 Periode 2012-2014

NO	KODE SAHAM	DIR				
		2012	2013	2014	2015	2016
1	AALI	6	6	6	6	6
2	AKRA	7	7	7	8	8
3	ASII	9	10	11	10	11
4	BBCA	10	10	11	10	10
5	BBNI	10	10	10	9	10
6	BBRI	11	11	11	11	11
7	BMRI	11	11	11	11	10
8	CPIN	7	7	7	7	7
9	GGRM	9	7	7	6	7
10	ICBP	9	9	9	9	9
11	INDF	8	9	9	10	10
12	JSMR	5	5	5	6	6
13	KLBF	5	5	5	5	5
14	LPKR	8	6	6	8	8
15	PTBA	6	6	6	6	6
16	TLKM	8	8	8	8	6
17	UNTR	6	5	5	6	7
18	UNVR	10	10	9	9	10
RATA-RATA		8	8	8	8	8

LAMPIRAN VIII

Hasil Olahan Data Pengungkapan Sukarela Indeks LQ45 Periode 2012-2014

NO	KODE SAHAM	PS				
		2012	2013	2014	2015	2016
1	AALI	0.6286	0.6286	0.6286	0.6857	0.6857
2	AKRA	0.7429	0.7714	0.8286	0.8857	0.8857
3	ASII	0.8857	0.8857	0.8857	0.8857	0.8857
4	BBCA	0.8000	0.8000	0.8000	0.9143	0.9143
5	BBNI	0.8000	0.8000	0.8000	0.9143	0.9143
6	BBRI	0.7429	0.7143	0.7143	0.7429	0.7143
7	BMRI	0.9143	0.9143	0.9143	0.9429	0.9429
8	CPIN	0.4571	0.4571	0.4571	0.5143	0.5429
9	GGRM	0.4857	0.4857	0.4857	0.5714	0.6286
10	ICBP	0.5714	0.6857	0.7143	0.7429	0.7143
11	INDF	0.6857	0.7429	0.7714	0.7429	0.7714
12	JSMR	0.8286	0.8571	0.8571	0.8857	0.8857
13	KLBF	0.6000	0.6000	0.6286	0.7143	0.7143
14	LPKR	0.6286	0.6286	0.6286	0.6857	0.6571
15	PTBA	0.6571	0.7143	0.6857	0.7429	0.7143
16	TLKM	0.7143	0.7429	0.7714	0.8286	0.8000
17	UNTR	0.7143	0.7429	0.7429	0.7714	0.7714
18	UNVR	0.6000	0.6286	0.6571	0.6857	0.6571
RATA-RATA		0.6921	0.7111	0.7206	0.7699	0.7667

LAMPIRAN IX

Hasil Olahan Data Ukuran Perusahaan Indeks LQ45 Periode 2012-2016

NO	KODE SAHAM	SIZE				
		2012	2013	2014	2015	2016
1	AALI	30.1503	30.3366	30.5519	30.6996	30.8185
2	AKRA	32.4006	30.3143	30.3251	30.3525	30.3930
3	ASII	32.8365	32.9970	33.0950	33.1341	33.1988
4	BBCA	29.1053	33.8382	33.9453	34.0185	34.1483
5	BBNI	33.4401	33.5886	33.6631	33.8627	34.0330
6	BBRI	33.9434	34.0707	34.3181	34.4092	34.5424
7	BMRI	34.0856	34.2283	34.3822	34.4445	34.5768
8	CPIN	30.1446	30.3861	30.6690	30.8372	30.8176
9	GGRM	31.3569	31.5583	31.6953	31.7821	31.7734
10	ICBP	30.5076	30.6882	30.8463	30.9105	30.9949
11	INDF	31.7140	31.9827	32.0863	32.1510	32.0399
12	JSMR	30.8400	30.9123	31.0923	31.2345	31.6107
13	KLBF	29.8736	30.9653	30.1507	30.2482	30.3540
14	LPKR	30.8447	31.0747	31.2623	31.3525	31.4510
15	PTBA	30.1749	30.0887	30.3265	30.4580	30.5529
16	TLKM	32.3439	32.4874	32.5856	32.7441	32.8218
17	UNTR	31.5490	31.6804	31.7302	31.7536	31.7898
18	UNVR	30.1147	30.1729	30.2899	30.3866	30.4492
RATA-RATA		31.4125	31.7428	31.8342	31.9322	32.0203

LAMPIRAN X

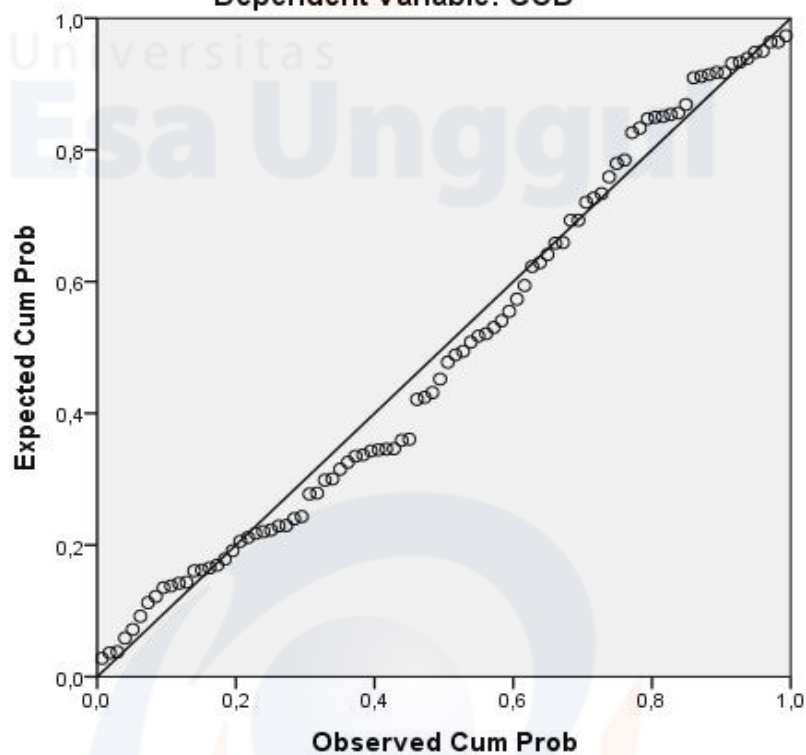
1. Uji Analisis Statistik Deskriptif

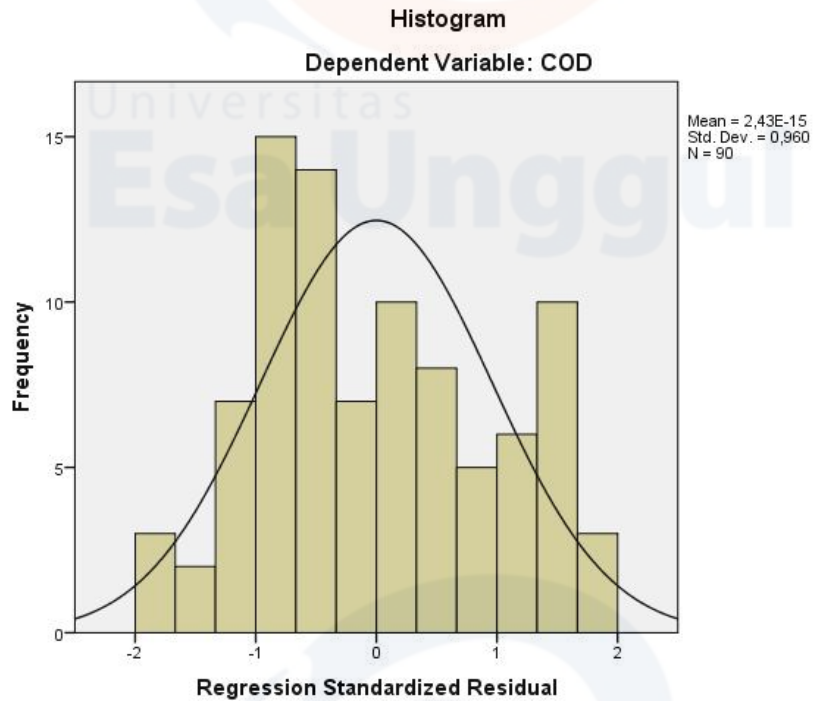
Descriptive Statistics

	N	Minimum	Maximum	Mean	Std. Deviation
KI	90	,3000	,8333	,479430	,1375554
MAN	90	,0000	,0851	,004222	,0131120
INST	90	,5918	1,0000	,970799	,0738521
FREK	90	4,0000	39,0000	14,955556	11,3582234
DIR	90	5,0000	11,0000	8,022222	2,0054856
PS	90	,4571	,9429	,732067	,1240331
SIZE	90	29,1053	34,5768	31,788410	1,4586481
COD	90	,0132	,0952	,046093	,0252101
Valid N (listwise)	90				

2. Uji Normalitas

Normal P-P Plot of Regression Standardized Residual
Dependent Variable: COD





3. Uji Asumsi Klasik

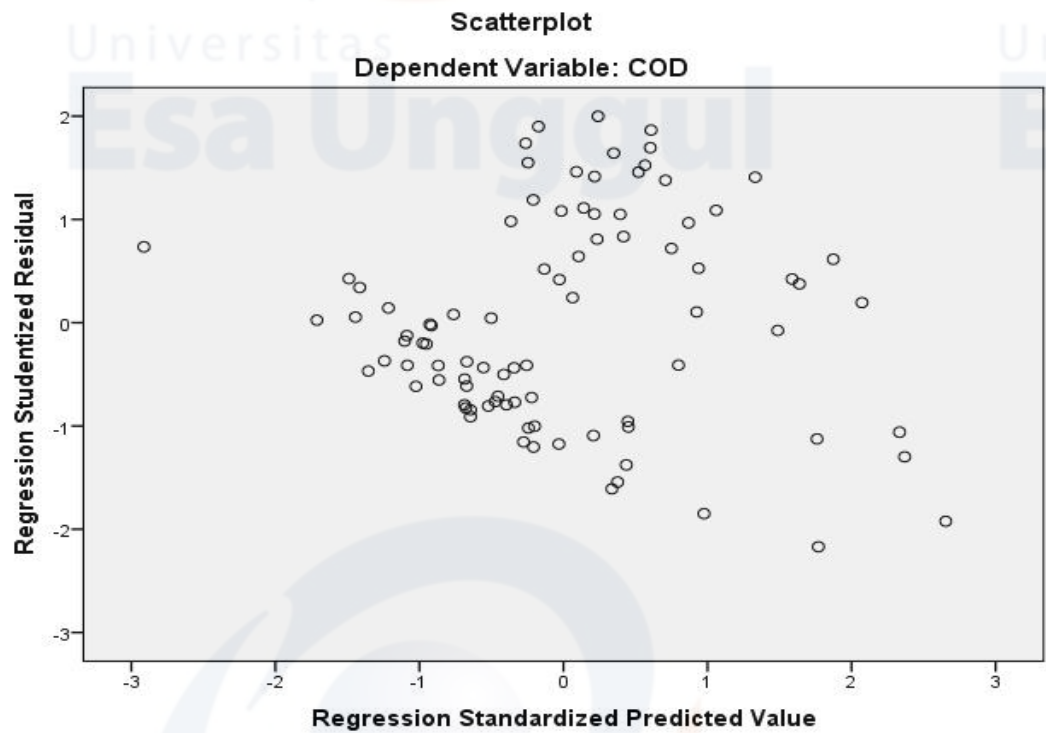
a. Uji Multikolinearitas

Coefficients^a

Model		Collinearity Statistics	
		Tolerance	VIF
1	KI	,795	1,258
	MAN	,883	1,132
	INST	,951	1,052
	FREK	,823	1,215
	DIR	,461	2,170
	PS	,671	1,490
	SIZE	,418	2,391

a. Dependent Variable: COD

b. Uji Heteroskedastisitas



c. Uji Autokorelasi

Model Summary^b

Model	R	R Square	Adjusted R Square	Std. Error of the Estimate	Durbin-Watson
1	,451 ^a	,204	,136	,0234382	1,747

a. Predictors: (Constant), SIZE, MAN, INST, KI, FREK, PS, DIR

b. Dependent Variable: COD

Runs Test

	Unstandardized Predicted Value
Test Value ^a	,04396
Cases < Test Value	45
Cases >= Test Value	45
Total Cases	90
Number of Runs	39
Z	-1,484
Asymp. Sig. (2-tailed)	,138

a. Median

4. Uji Regresi Linear Berganda

Coefficients^a

Model		Unstandardized Coefficients		Standardized Coefficients	t	Sig.
		B	Std. Error	Beta		
1	(Constant)	,157	,077		2,055	,043
	KI	-,025	,020	-,137	-1,242	,218
	MAN	-,016	,202	-,008	-,080	,936
	INST	,082	,035	,239	2,365	,020
	FREK	,001	,000	,267	2,460	,016
	DIR	,000	,002	,038	,265	,792
	PS	-,016	,024	-,080	-,668	,506
	SIZE	-,006	,003	-,326	-2,139	,035

a. Dependent Variable: COD

5. Uji Hipotesis

a. Uji Simultan (Uji F)

ANOVA^a

Model		Sum of Squares	df	Mean Square	F	Sig.
1	Regression	,012	7	,002	2,995	,008 ^b
	Residual	,045	82	,001		
	Total	,057	89			

a. Dependent Variable: COD

b. Predictors: (Constant), SIZE, MAN, INST, KI, FREK, PS, DIR

b. Uji Parsial (Uji t)

Coefficients^a

Model		Unstandardized Coefficients		Standardized Coefficients	t	Sig.
		B	Std. Error	Beta		
1	(Constant)	,157	,077		2,055	,043
	KI	-,025	,020	-,137	-1,242	,218
	MAN	-,016	,202	-,008	-,080	,936
	INST	,082	,035	,239	2,365	,020
	FREK	,001	,000	,267	2,460	,016
	DIR	,000	,002	,038	,265	,792
	PS	-,016	,024	-,080	-,668	,506
	SIZE	-,006	,003	-,326	-2,139	,035

a. Dependent Variable: COD

6. Uji Koefisien Determinasi (R^2)

Model Summary^b

Model	R	R Square	Adjusted R Square	Std. Error of the Estimate	Durbin-Watson
1	,451 ^a	,204	,136	,0234382	1,747

a. Predictors: (Constant), SIZE, MAN, INST, KI, FREK, PS, DIR

b. Dependent Variable: COD