

LAMPIRAN

Pedoman Wawancara

Wawancara dilakukan kepada kepala Rekam Medis dan Petugas Koding

**Kepala Rekam Medis**

1. Apakah penggunaan rekam medis sudah menggunakan elektronik?
2. Apakah staf yang ada di rekam medis lulusan dari rekam medis ?

**Petugas Koding**

1. Bagaimana Standar Prosedur Operasional (SPO) pengkodean untuk pengkodean diagnosis di RSKD Duren Sawit?
2. Berapa jumlah petugas koding di RSKD Duren Sawit ?
3. Apa saja faktor yang menghambat pengkodean ?
4. Bagaimana jika kode diagnosis tidak tepat, apakah berpengaruh terhadap penagihan pembayaran ?
5. Apakah pengkodean sudah menggunakan elektronik ?
6. Apakah petugas koding mengkode penyebab kematian menggunakan rule seleksi dan tabel MMDS?

LAMPIRAN  
DAFTAR TILIK

NO	NO RM	Diagnosa		Penyebab Kematian				Kode Penyebab Kematian dari RS	Kode Penyebab Kematian berdasarkan MMDS	Ketepatan	
		Utama	Sekunder	Langsung	Antara	Dasar	Kondisi Lain			tepat	tdk tepat
1.	00256094 (PU)	Non-insulin-dependent diabetes mellitus with ketoa Acute respiratory failure	1. Hypo-osmolality 2. hyponatraemia	Septic Shock (R57.2)	Adult respiratory distress syndrome (J80)	Non-insulin-dependent diabetes mellitus with ketoa (E11.1)	Bronchopneumonia, unspecified (J18.0)	Adult respiratory distress syndrome (J80)	Non-insulin-dependent diabetes mellitus with ketoa (E11.1)		0
2.	00255443 (PU)			Cardiac Arrest (I46)	Adult respiratory distress syndrome (J80) Congestive heart failure (I50.0)	Bronchopneumonia, unspecified (J18.0)	Cerebral Infraction due to thrombosis of procelebra (I63.3)	Bronchopneumonia, unspecified (J18.0)	Bronchopneumonia, unspecified (J18.0)	1	
3.	00255415 (PU)	Septic shock	1. Abnormality of albumin 2. Other nutritional anaemias 3. Non-insulin-dependent	Heart failure, unspecified (I50.9)	Cardiogenic Shock (R57.0) Septic Shock (R57.2)	Left ventricular failure (I50.1)		Left ventricular failure (I50.1)	Left ventricular failure (I50.1)	1	

			diabetes mellitus Unspecifie d severe protein- energy malnutritio n Hypokalae mia Atheroscler otic heart disease							
4.	002 382 55 (PU )	Traumatic shock	Other septicaemi a Sequelae of protein- energy malnutritio n Unspecifie d dementia without behavioral disturbance Bronchopn eumonia, unspecified Feeding difficulties and mismanage ment Open wound of head	Cardi ac Arres t, Unsp ecifie d (I46. 9)	Shock, unspecified (R57.9) Bronchopne umonia, unspecified (J18.0)	Other Septicae mia (A41)	Other Septicaemia (A41)	Other Septicaemia (A41)	1	
5.	002	Delirium,	1.Open	Septi	Hypokalaem	Acute		Acute renal	Hypokalaemia	0

	557 04 (RL 1)	unspecified Dyspepsia	wound of lower leg 2.Cardiac arrest with successful resuscitatio n	c Shoc k (R57. 2)	ia (E87.6)	renal failure (N17)		failure (N17)	(E87.6)		
6.	002 558 76 (PU )	Cerebral infarction due to thrombosis of cerebral	1.Broncho pneumonia , unspecified 2.Acute renal failure 3.Feeding difficulties and mismanage ment 4.Other septicaemi a 5.Unspecifi ed protein- energy malnutritio n 6.Hyperuri caemia without signs of inflammato ry arthr 7.Hyperten sive heart disease	Heart failur e, unspe cified (150. 9)	Cerebral infraction due to thrombosis of cerebral (I63.3) Adult respiratory distress syndrome (J80)	Hyperte nsive heart disease without (congesti ve) heart (I11.9)		Hypertensive heart disease without (congestive) heart (I11.9)	Hypertensive heart disease without (congestive) heart (I11.9)	1	

			without (congestive) heart 8. Atrial premature depolarization								
7.	002 560 16 (PU)	Other specified fever	1. Bacterial infection of unspecified site 2. Hypokalaemia	Hypovolaemic shock (R57.1)	Other specified fever (R50.8) Hypokalaemia (E87.6)	Bacterial infection of unspecified site (A49)		Bacterial infection of unspecified site (A49)	Bacterial infection of unspecified site (A49)	1	
8.	002 529 81 (RL)	Gastrointestinal haemorrhage, unspecified	1. Feeding difficulties and mismanagement 2. Abnormality of albumin 3. Sequelae of protein-energy malnutrition 4. Parkinson's disease 5. Sequelae of cerebral infarction 6. Pleural effusion in conditions classified elsewhere	Septic Shock (R57.2)	Adult respiratory distress syndrome (J80) Sequelae of cerebral infarction (I69.3)	other disease of digestive system (K92)	Parkinson disease (G20)	other disease of digestive system (K92)	Sequelae of cerebral infarction (I69.3)		0

9.	002 560 25 (RL 1)	Other bacterial meningitis	1.Hydrocephalus Acute respiratory failure 2.Unspecified severe protein- energy malnutrition	Respiratory failure, not elsewhere classified (J96)	Adult respiratory distress syndrome (J80) Other bacterial meningitis (G00.8)	Bacterial meningitis, unspecified (G00.9)		Bacterial meningitis, unspecified (G00.9)	Other bacterial meningitis (G00.8)		0
10.	001 954 29 (PU )	Acute respiratory failure	1.Other periodontal diseases 2.Other symptoms and signs concerning food and fluid 3.Iron deficiency anaemia secondary to blood loss 4.Coagulation defect, unspecified 5.Sequelae of protein- energy malnutrition 6.Undifferentiated	Hypovolemic shock (R57.1)	Gastrointestinal haemorrhage, unspecified (K92.2)	Ascariasis with intestinal complications (B77.0)		Ascariasis with intestinal complications (B77.0)	Ascariasis with intestinal complications (B77.0)	1	

			schizophre nia 7.Hypotens ion								
11.	002 556 14 (PU )	Cerebral infarction due to thrombosis of cerebral	1.Broncho pneumonia , unspecified 2.Pulmonar y oedema 3. Septic shock 4.Feeding difficulties and mismanage ment 5.Septicae mia, unspecified 6.Acute myocardial infarction 7.Congesti ve heart failure	Respi rator y failur e, not elsew here classi fied (J96)	Acute respiratory failure (J96.0)	Cerebral infrac tion, unspeci fied (I63.9)		Cerebral infrac tion, unspeci fied (I63.9)	Cerebral infrac tion, unspeci fied (I63.9)	1	
12.	002 552 33 (PU )	Encephalopa thy, unspecified Bronchopne umonia, unspecified Diarrhoea and gastroenterit is of	1.Spastic cerebral palsy 2.Abnorma l sputum 3. Febrile convulsion s	Septic Shoc k (R57. 2)	Disseminata ed Intravascula r coagulation (defbrinatio n syndrome) (D65)	Other Septicae mia (A41.9)	Spastic cerebral palsy (G80.1)	Other Septicaemia (A41.9)	Other Septicaemia (A41.9)	1	

		presumed infectio Other septicaemia Hypovolaemic shock Other shock								
13.	002 564 42 (PU)	Pulmonary embolism with mention of acute cor pulmo	1. Embolism and thrombosis of other specified veins 2. Bacterial pneumonia, unspecified 3. Acute respiratory failure 4. Cardiogenic shock 5. Severe sepsis with septic shock 6. Hypo-osmolality and hyponatraemia 7. Hypokalaemia	respiratory failure, unspecified (J96.9)	Cardiogenic Shock (R57.0) embolism and thrombosis of unspecified vein (I82.9)	Pulmonary embolism with mention of acute cor pulmo (I26.0)	bronchopneumonia, unspecified (J18.0)	Pulmonary embolism with mention of acute cor pulmo (I26.0)	Pulmonary embolism with mention of acute cor pulmo (I26.0)	1
14.	002 565 31	Septicaemia, unspecified	1. Anaemia, unspecified 2. Non-	Cardiac arrest	Septicaemia, unspecified (A41.9)	Non-insulin-dependent	Cardiomegaly (I51.7)	Non-insulin-dependent diabetes mellitus	Non-insulin-dependent diabetes mellitus with	1



Universitas Esa Unggul

	(PU)		insulin-dependent diabetes mellitus with perip 3.Hypo-osmolality and hyponatraemia 4.Chronic renal failure, unspecified	(I46)	hypo-osmolality and hyponatraemia (E87.1)	nt diabetes mellitus with multiple complications (E11.7)		with multiple complications (E11.7)	multiple complications (E11.7)		
15.	002 563 47 (PU)	Other shocks	1.Other symptoms and signs concerning food and fluid 2.Unspecified severe protein-energy malnutrition 3.Other specified mental disorders due to brain dama 4.Cerebral infarction due to thrombosis	Other shocks (R57.8)	Cerebral infraction due to thrombosis of cerebral (I63.3) Adult respiratory distress syndrome (J80)	Pneumonia due to other infectious organisms, not elsewhere classified (J16)		Pneumonia due to other infectious organisms, not elsewhere classified (J16)	Pneumonia due to other infectious organisms, not elsewhere classified (J16)	1	

			of cerebral 5. Adult respiratory distress syndrome 6. Dyspepsia								
16.	002 169 14 (RL 1)	Gastrointestinal haemorrhage, unspecified	1. Diarrhoea and gastroenteritis of presumed infection 2. Unspecified severe protein-energy malnutrition 3. Hypo-osmolality and hyponatraemia 4. Undifferentiated schizophrenia	Hypovolaemic shock (R57.1)	hypo-osmolality and hyponatraemia (E87.1) Gastrointestinal haemorrhage, unspecified (K92.2)	diarrhoea and gastroenteritis of presumed infection (A09)	Hypovolaemic shock (R57.1)	diarrhoea and gastroenteritis of presumed infection (A09)	hypo-osmolality and hyponatraemia (E87.1)		0
17.	002 564 24 (RL 1)	Dengue haemorrhagic fever Human immunodeficiency virus [HIV] disease resulti	1. Delirium, unspecified 2. Severe depressive episode with psychotic symptoms	Respiratory failure, not elsewhere classified	Adult respiratory distress syndrome (J80) Respiratory tuberculosis, bacteriologically and	pleura effusion, not elsewhere classified (J90)		pleura effusion, not elsewhere classified (J90)	Respiratory tuberculosis unspecified, confirmed bacteriologically and histologically (A15.9)		0

				(J96)	histologically confirmed (A15)						
18.	002 565 77 (RL 1)	Cerebral infarction due to thrombosis of cerebral	1. Broncho pneumonia, unspecified 2. Feeding difficulties and mismanagement 3. Non-insulin-dependent diabetes mellitus 4. Delirium, unspecified 5. Grand mal seizures, unspecified (with or without p 6. Essential (primary) hypertension 7. Hypertensive heart disease without (congestive) heart	Respiratory failure, not elsewhere classified (J96)	other septicaemia	benign intracranial hypertension (G93.2)		benign intracranial hypertension (G93.2)	other septicaemia (A41.9)		0
19	002	Pneumothor	1. Decubitu	acute	pneumothor	septicae		septicaemia,	septicaemia,	1	

550 90 (PU )	ax, unspecified	s ulcer Feeding difficulties and mismanage ment 2.Tubercul osis of lung, without mention of bacteriol 3.Septicae mia, unspecified 4.Sequelae of protein- energy malnutritio n 5.Sequelae of intracerebr al haemorrhage	respir atory failur e (J96. 0)	ax, unspecified (J93.9)	mia, unspecifi ed (A41.9)		unspecified (A41.9)	unspecified (A41.9)		
20.	223 650 (PU )	Septic shock	1.Diarrhoe a and gastroenter itis of presumed infectio 2.Hypokala emia 3.Undiffere ntiated	Syste mic Infla mmat ory Resp onse Synd rome of	Septicaemia, unspecified (A14.9)	necrotizi ng fasciitis (M72.6)		necrotizing fasciitis (M72.6)	necrotizing fasciitis (M72.6)	1

			schizophre nia 4.Dyspepsi a Necrotizin g fasciitis	infect ious origi n with organ failur e (R65. 1)							
21.	002 565 01 (RL 1)	Undifferenti ated schizophreni a Dyspepsia	1.Other symptoms and signs concerning food and fluid 2.Encephal opathy, unspecified 3.Asthma, unspecified 4.Scabies 5.Anaemia, unspecified 6.Unspecifi ed severe protein- energy malnutritio n 7.Hypo- osmolality and hyponatrae mia 8.Hypokala emia	Septic Shock (R57. 2)	encephalopa thy, unspecified (G93.4) HIV disease result	Broncho pneumo nia, unspecifi ed (J18.0)	scabies (B86)	Bronchopneumo nia, unspecified (J18.0)	HIV disease resulting in other infectious and parasitic diseases (B20.8)		0

22.	002 567 73 (PU )	Bronchopneumonia, unspecified	1.Dyspepsia 2.HIV disease resulting in mycobacterial infection 3.Unspecified severe protein-energy malnutrition	Cardiac Arrest, Unspecified (I46.9)	Acute renal failure, unspecified (N17.9) Tuberculosis of lung, without mention of bacteriological or histological confirmation (A16.2)	HIV disease resulting in unspecified infectious or parasitic disease (B20.9)	Unspecified severe protein-energy malnutrition (E43)	HIV disease resulting in unspecified infectious or parasitic disease (B20.9)	HIV disease resulting in mycobacterial infection (B20.0)		0
23.	255 457 (PU )	Acute respiratory failure	1.Decubitus ulcer 2.Feeding difficulties and mismanagement 3.Other symptoms and signs concerning food and fluid 4.Tuberculosis of lung, without mention of bacteriological 5.Sequelae of unspecified	systemic inflammatory response syndrome of infectious origin with organ failure (R65.1)	pneumonia, organism unspecified (J18) Disseminated intravascular coagulation [defibrination syndrome] (D65)	Respiratory tuberculosis, bacteriologically and histologically confirmed (A15)		Respiratory tuberculosis unspecified, confirmed bacteriologically and histologically confirmed (A15.9)	Respiratory tuberculosis unspecified, confirmed bacteriologically and histologically confirmed (A15.9)	1	

			<p>nutritional deficiency</p> <p>6.Hypo-osmolality and hyponatraemia</p> <p>7.Hyperkalaemia</p> <p>8.Unspecified mental disorder due to brain damage an</p>							
24.	002 566 30 (PU)	Pulmonary oedema	<p>1.Acute respiratory failure</p> <p>2.Feeding difficulties and mismanagement</p> <p>3.Hypertensive heart disease with (congestive) heart</p>	Septic Shock (R57.2)	<p>Acute respiratory failure (J96.0)</p> <p>Acute renal failure (N17)</p>	Other Septicaemia (A41.9)		Other Septicaemia (A41.9)	1	
25.	002 567 87 (PU)	Diarrhoea and gastroenteritis of presumed infectious	<p>1.Tuberculosis of lung, without mention of bacterial</p> <p>2.Unspecified</p>	acute respiratory failure	Tuberculosis of lung, without mention of bacteriological or histological	Tuberculosis of lung, without mention of bacteriol	Anaemia, unspecified	Tuberculosis of lung, without mention of bacteriological or histological confirmation (A16.2)	Tuberculosis of lung, without mention of bacteriological or histological confirmation (A16.2)	1

			ed severe protein-energy malnutrition 3. Other specified mental disorders due to brain damage 4. Other epilepsy		confirmation (A16.2) Other epilepsy (G40.8)	ological or histological confirmation (A16.2)				
26.	00256820 (RL1)	Acute respiratory failure	1. Septicaemia, unspecified 2. Hypertensive heart disease 3. Bacterial pneumonia, unspecified	respiratory failure, unspecified (J96.9)	Septicaemia, unspecified (A41.9) Pulmonary oedema (J81)	Hypertensive heart disease (I11)	Hypertensive heart disease (I11)	Primary pulmonary hypertension (I27.0)		0
27.	00256740 (RL1)	Insulin-dependent diabetes mellitus with ketoacidosis	1. Unspecified protein-energy malnutrition 2. Atrial fibrillation and flutter 3. Gastrointestinal haemorrhage, unspecified 4. Necrotizing	Septic Shock (R57.2)	Adult respiratory distress syndrome (J80)	necrotizing fasciitis (M72.6)	necrotizing fasciitis (M72.6)	Adult respiratory distress syndrome (J80)		0



29.	002 570 13 (PU )	Chronic renal failure	ng fasciitis 1.Feeding difficulties and mismanagement 2.Other anaemias 3.Unspecified protein-energy malnutrition 4.Hyperkalaemia 5.Other specified cardiac arrhythmias	cardiogenic shock (R57.0)	Hyperkalaemia (E87.5) Encephalopathy, unspecified (G93.4)	Rapidly progressive nephritic syndrome, unspecified (N00.9)	Other anaemias (D64)	Rapidly progressive nephritic syndrome, unspecified (N01.9)	Rapidly progressive nephritic syndrome, unspecified (N00.9)	1	
30.	002 567 38 (PU )	Subarachnoid haemorrhage, unspecified	1.Intracerebral haemorrhage in hemisphere, subcortical 2.Subdural haemorrhage (acute) (nontraumatic) 3.Bronchopneumonia, unspecified 4.Unspecifi	Cardiac Arrest (I46)	Septic shock (R57.2) Subarachnoid haemorrhage, unspecified (I60.9)	Essential (primary) hypertension (I10)	Ventricular premature depolarization (I49.3)	Essential (primary) hypertension (I10)	Essential (primary) hypertension (I10)	1	

			ed intraventricular (nontraumatic) haemorrhage 5. Feeding difficulties and mismanagement 6. Undifferentiated schizophrenia 7. Essential (primary) hypertension 8. Ventricular premature depolarization							
31	00257050 (PU)	Malignant neoplasm of posterior wall of nasopharynx	1. Anaemia, unspecified 2. Non-insulin-dependent diabetes mellitus 3. Unspecified protein-energy malnutrition 4. Imbalance	Septic Shock (R57.2)	Bronchopneumonia, unspecified (J18.0) Hypertensive heart disease without (congestive) heart failure (I11.9)	Malignant neoplasm or nasopharynx, unspecified (C11.9)	Anaemia, unspecified (D64.9)	Malignant neoplasm or nasopharynx, unspecified (C11.9)	Malignant neoplasm or nasopharynx, unspecified (C11.9)	1

			e of constituent s of food intake 5.Delirium, unspecified 6.Dyspepsi a Chronic renal failure, unspecified 7.Localize d enlarged lymph nodes							
32	002 570 90 (PU )	Bronchopne umonia, unspecified	1.Other and unspecified abnormaliti es of breathing 2.Feeding difficulties and mismanage ment 3.Bacterial infection of unspecified site (A49) 4.Unspecifi ed protein- energy malnutritio n	respir atory failur e, unspe cified (J96. 9)	pneumonia, unspecified (J18.9)	Cerebral infractio n, unspecifi ed (I63.9)		Cerebral infrac tion, unspecified (I63.9)	Cerebral infrac tion, unspecified (I63.9)	1

			5. Essential (primary) hypertension 6. Hypertensive heart disease 7. Sequelae of stroke, not specified as haemorrhage							
3 3.	257 148 (PU)	Cardiogenic shock	1. Elevation of levels of transaminase and lactic acid 2. Lack of adequate food 3. Unspecified protein-energy malnutrition 4. Other mental disorders due to brain damage and dys 5. Atherosclerotic heart	Respiratory failure, not elsewhere classified (J96)	acute renal failure (N17) cardiogenic shock (R57.0)	systemic inflammatory response syndrome of infectious origin with organ failure (R65.1)		systemic inflammatory response syndrome of infectious origin with organ failure (R65.1)	systemic inflammatory response syndrome of infectious origin with organ failure (R65.1)	1

Universitas Esa Unggul

			disease 6.Old myocardial infarction 7.Cardiac arrhythmia, unspecified 8.Congestive heart failure 9.Acute renal failure with tubular necrosis 10.Chronic renal failure								
34.	002 573 18 (PU)	Covid -19 Virus Identified	1.Hypoglycaemia, unspecified 2.Stroke, not specified as haemorrhage or infarction	respiratory failure, unspecified	Adult respiratory distress syndrome Gastrointestinal haemorrhage, unspecified	coronavirus identified		Covid -19 Virus Identified (U70.1)	Covid -19 Virus Identified (U70.1)	1	
35.	002 574 38 (PU)	Cardiogenic shock (R57.0)		cardiogenic shock (R57.0)	hyperglycaemia, unspecified (R73.9)	bradycardia, unspecified (R00.1)		bradycardia, unspecified (R00.1)	bradycardia, unspecified (R00.1)	1	
36.	002 574	Dengue fever	1.Hypo-osmolality	Septic	Adult respiratory	Tuberculosis of	acute and transient	Tuberculosis of lung, without	Tuberculosis of lung, without	1	

13 (PU )	[classical dengue (A90)	and hyponatrae mia 2.Hypokala emia 3.Acute and transient psychotic disorder, unspecifie 4.Tubercul osis of lung, without mention of bacteriol	Shoc k (R57. 2)	distress syndrome  dengue haemorrhagi c fever (A91)	lung, without mention of bacteriol ogical or histologi cal confirma tion (A16.2)	psychotic disordes, unspecified	mention of bacteriological or histological confirmation (A16.2)	mention of bacteriological or histological confirmation (A16.2)		
37	002 570 14 (RL 1)	Non-insulin- dependent diabetes mellitus with ketoa (E11.2)	1.Unspecifi ed severe protein- energy malnutritio n 2.Bacterial pneumonia , unspecified Sekunder : 3.Feeding difficulties and mismanage ment 4.Tubercul osis of lung,	respir atory failur e, unspe cified	Adult respiratory distress syndrome  Non insulin - dependent diabetes mellitus (E11)	Tubercul osis of lung without mention of bacteriol	abnormalit y of albumin	Tuberculosis of lung without mention of bacterial (E11.2)	Non insulin - dependent diabetes mellitus with multiple complications (E11.7)	0

38	002 559 35 (RL 1)	Acidosis (E87.2)	without mention of bacteriol	respir atory failur e, unspe cified	Adult respiratory distress syndrome phyothorax with fistula (J86.0) Sequelae of tuberculosis of other organs (B90.8)	hypo - osmolali ty and hyonatr emia	hypo - osmolality and hyponatremia (E87.1)	Sequelae of tuberculosis of other organs (B90.8)	0
----	-------------------------------	---------------------	------------------------------------	--	---	---	---	---	---

39	002 574 27 (PU )	Hypertensive heart disease with (congestive) heart Pulmonary oedema	and hyponatraemia	respiratory failure, unspecified	Cardiogenic Shock	old myocardial infarction	old myocardial infraction (I25.2)	old myocardial infraction (I25.2)	1	1
40	257 534 (PU )	Necrotizing fasciitis	1. Other septicæmia 2. Non-insulin-	Cardiac Arrest	severe sepsis with septic shock necrotizing fasciitis,	Non Insulin dependent diabetes	Non-insulin-dependent diabetes mellitus with multiple complication	Non-insulin-dependent diabetes mellitus with multiple complication	1	1



			dependent diabetes mellitus with multi		ankle and foot	mellitus with multi (E11.7)	(E11.7)	(E11.7)		
41	001 737 77 (PU)	Bacterial meningococcal meningitis and meningomyelitis (G04.2) Grand mal seizures, unspecified (with or without p Adult respiratory distress syndrome Septic shock	1. Feeding difficulties and mismanagement 2. Gastrointestinal haemorrhage, unspecified 3. Pneumonia due to other aerobic Gram-negative bacterial 4. Bronchopneumonia, unspecified 5. Acute hepatitis B 6. Hypoglycaemia, unspecified 7. Unspecified protein-energy	Hypovolaemic shock	Gastrointestinal haemorrhage, unspecified Pneumonia due to other aerobic Gram-negative bacteria	Bacterial meningitis and meningomyelitis (G04.2)	Bacterial meningococcal meningitis and meningomyelitis, not elsewhere classified (G04.2)	Bacterial meningococcal meningitis and meningomyelitis, not elsewhere classified (G04.2)	1	

			malnutrition 8.Hypo-osmolality and hyponatraemia								
42	00237450 (RL1)	congestive heart failure	1.Pneumonia due to staphylococcus (J15.2) 2.Cardiogenic shock 3.Tinea corporis 4.Candidiasis 5.Hypokalaemia 6.Undifferentiated schizophrenia 7.Other epilepsy 8.Primary pulmonary hypertension 9.Atrial fibrillation and flutter	cardiogenic shock	Acute renal failure, unspecified  Candidal sepsis (B37.)	Hypertensive heart disease with (congestive) heart		Hypertensive heart disease with (congestive) heart (I11.0)	Candidal sepsis (B37.7)		0
43	00073304	Cardiogenic shock	1.Essential (primary) hypertension	Cardiac Arrest	Ventricular fibrillation and flutter	Hypertensive heart		Hypertensive heart and renal disease with	Hypertensive heart and renal disease with (congestive)	1,	

	(PU)		<ul style="list-style-type: none"> <li>2.Hypertensive heart disease</li> <li>3. Dyspepsia</li> </ul>	t, Unspecified		and renal disease with (congestive) heart failure (I13.0)		(congestive) heart failure (I13.0)	heart failure (I13.0)		
44	257091 (RL1)	Tuberculosis of lung, confirmed by unspecified means	<ul style="list-style-type: none"> <li>1.Hypoglycaemia, unspecified</li> <li>2.Moderate protein-energy malnutrition</li> <li>3.Pleural effusion in conditions classified elsewhere</li> </ul>	Adult respiratory distress syndrome	Bronchopneumonia, unspecified Tuberculous pleurisy, confirmed bacteriologically and histologically (A15.6)			Tuberculous pleurisy, confirmed bacteriologically and histologically (A15.6)	Tuberculous pleurisy, confirmed bacteriologically and histologically (A15.6)	1	

45	002 574 35 (RL 1)	Tuberculosis of lung, confirmed by unspecified means (A15.3)	1.Unspecified severe protein-energy malnutrition 2.Cerebral infarction due to thrombosis of cerebral 3.Dyspepsia 4.Tremor, unspecified 5.Feeding difficulties and mismanagement 6.Lack of adequate food 7.Reduced mobility	Adult respiratory distress syndrome	Tuberculosis of lung, confirmed by unspecified means (A15.3)			Tuberculosis of lung, confirmed by unspecified means (A15.3)	Tuberculosis of lung, confirmed by unspecified means (A15.3)	1	
46	002 576 64 (PU )	Non-insulin-dependent diabetes mellitus with peripheral circulatory complications Other hypoglycemia	1.Moderate protein-energy malnutrition 2.Hypo-osmolality and hyponatremia 3.Decubitus	Septic Shock	Acute renal failure, unspecified Abnormality of albumin	Non-insulin-dependent diabetes mellitus with peripheral circulatory complications		Non-insulin-dependent diabetes mellitus with peripheral circulatory complications (E11.5)	Non-insulin-dependent diabetes mellitus with peripheral circulatory complications (E11.5)	1	

			<p>s ulcer                  4.Acute renal failure                  5.Feeding difficulties and mismanagement                  6.Other symptoms and signs concerning food and fluid                  7.Abnormality of albumin                  8.Other specified anaemias</p>			tions (E11.5)				
47.	002 203 81 (PU)	Septic shock	<p>1.Insulin-dependent diabetes mellitus                  2.Undifferentiated schizophrenia                  3.Asthma, unspecified                  4.Dyspepsia                  5.Other specified fever</p>	Septic Shock (R57.2)	Acute renal failure (N17)	Bacterial pneumonia, unspecified (J15.9)		Bacterial pneumonia, unspecified (J15.9)	Bacterial pneumonia, unspecified (J15.9)	1

48.	120 873 (PU)	Adult respiratory distress syndrome Respiratory failure, unspecified 3.Dyspepsia	Epilepsy Cerebral infarction	respiratory failure, unspecified (J96.9)	Adult respiratory distress syndrome (J80)	Cerebral Infarction (I63)		Cerebral Infarction (I63)	Cerebral Infarction (I63)	1	
49.	002 577 78 (PU)	COVID-19, virus identified (U70.1)	1.Anaemia, unspecified 2.Thrombocytopenia, unspecified 3.Non-insulin-dependent diabetes mellitus 4.Essential (primary) hypertension	Septic Shock	Dengue haemorrhagic fever	Covid 19, virus identified (U70.1)		COVID-19, virus identified (U70.1)	Covid 19, virus identified (U70.1)	1	
50.	002 578 22 (PU)	Pneumonitis due to food and vomit	Unspecified mental retardation	Septic Shock	severe sepsis with septic shock	Pneumonitis due to solids and liquids (J69)		Pneumonitis due to solids and liquids (J69)	Pneumonitis due to solids and liquids (J69)	1	
51.	002 578 70 (PU)	Severe sepsis with septic shock	1.Hyperglycaemia, unspecified 2.Malignant neoplasm of breast, unspecified 3.Thrombo	Septic Shock (R57.2)	Gastrointestinal haemorrhage, unspecified (K92.2) Thrombocytopenia,	Malignant neoplasm of breast, unspecified (C50.9)	Hyperkalemia (E87.5)	Septic Shock (R57.2)	Malignant neoplasm of breast, unspecified (C50.9)		0

			cytopenia, unspecified 4.Hyperkal aemia 5.Gastrointestinal haemorrhage, unspecified		unspecified (D69.6)						
52.	00253660 (PU)	Respiratory failure, not elsewhere classified	1.Feeding difficulties and mismanagement 2.Severe sepsis with septic shock 3.Diarrhoea and gastroenteritis of presumed infection 4.Tuberculosis of lung, without mention of bacteriology 5.Moderate protein-energy malnutrition 6.Hypokala	Septic Shock	Adult respiratory distress syndrome disseminated intravascular coagulation (defibrinat)	respiratory tuberculosis, bacteriological	Hypokalaemia	Septic Shock	Severe sepsis with septic shock (R65.1)	1	

			emia Unspecifie d dementia								
53.	002 579 74 (RL 1)	congestive heart failure	1.Gastroint estinal haemorrhage, unspecified 2.Dyspnoea 3.Anaemia, unspecified 4.Hypogly caemia, unspecified 5.Atrial fibrillation and flutter	Cardi ac Arres t	congestive heart failure Non-insulin- dependent diabetes mellitus	Hyperte nsive heart disease with (congesti ve) heart (I11.0)	Other anaemias	Hypertensive heart disease with (congestive) heart (I11.0)	Non-insulin- dependent diabetes mellitus with multiple complication (E11.7)		0
54.	002 580 43 (RL 1)	Heart failure, unspecified	1.Acute renal failure 2.Hypo- osmolality and hyponatrae mia 3.Old myocardial infarction	Cardi ac Arres t (I46)	Heart failure (I50)	Old myocard inal infraction (I25.2)	acute renal failure (N17)	Old myocardial infraction (I25.2)	Old myocardial infraction (I25.2)	1	
55.	002 576 94 (RL 1)	Dengue haemorrhagi c fever	1.Human immunodef iciency virus [HIV] disease resulti	respir atory failur e, unspe cified	chronic renal failure (N18) dengue haemorrhagi c fever	HIV disease resulting in multiple diseases classifie	Undifferent iated Schizophre nia	HIV disease resulting in multiple diseases classified elsewhere (B22.7)	HIV disease resulting in multiple diseases classified elsewhere (B22.7)	1	



56.	002 581 73	Abscess of anal and rectal	2.Moderate protein-energy malnutrition 3.Imbalance of constituents of food intake 4.Undifferentiated schizophrenia 5.Bronchopneumonia, unspecified 6.Dyspepsia 7.Irritant contact dermatitis 8.Xerosis cutis 9.Feeding difficulties and mismanagement 10.Lack of adequate food	Septic Shock	Non-insulin - dependent diabetes	abscess of anal and	Abscess of anal and rectal regions (K61)	Non-insulin - dependent diabetes mellitus with other	0
-----	------------------	----------------------------	--	--------------	----------------------------------	---------------------	--	--	---

Universitas Esa Unggul

	(RL 1)	regions	shock 2.Non-insulin-dependent diabetes mellitus with other	k	mellitus with other specified complications (E11.6)	rectal regions			specified complications (E11.6)		
57.	002 442 62 (RL 1)	Myeloid leukaemia	Gastric ulcer Septic shock	Myeloid leukaemia	Gastric ulcer Septic shock			Myeloid leukemia (C92)	Myeloid leukaemia (C92)	1	
58.	002 577 62 (RL 1)	Acute hepatitis C	1.Mild protein-energy malnutrition 2.Hypo-osmolality and hyponatraemia 3.Hypokalaemia 4. Cerebral infarction due to thrombosis of cerebral 5.Broncho pneumonia , unspecified 6.Acute renal failure,	chronic renal failure	Kernicterus	Unspecified viral hepatitis	Other specified acute viral hepatitis (B17.8)	Unspecified viral hepatitis	Other specified acute viral hepatitis (B17.8)		0

			<p>unspecified 7.Feeding difficulties and mismanagement 8.Hyperglycaemia, unspecified</p>								
59.	258 267 (RL 1)	Intracranial haemorrhage (nontraumatic), unspecified	<p>1.Hypertensive heart disease 2.Acute transmural myocardial infarction of anterior</p>	cardiogenic shock	Acute myocardial infarction, unspecified Intracranial haemorrhage (nontraumatic), unspecified	Hypertensive disease without (congestive) heart failure (I11.9)	Hypertensive disease without (congestive) heart failure (I11.9)	1			
60	258 150 (RL 1)	Chronic obstructive pulmonary disease, unspecified Adult respiratory distress syndrome Cardiogenic shock	<p>1.Unspecified severe protein-energy malnutrition 2.Unstable angina 3.Atrial fibrillation and flutter 4.Heart failure, unspecified 5.Pneumonia, unspecified</p>	Adult respiratory distress syndrome	pneumonia, unspecified Congestive heart failure	chronic obstructive pulmonary disease, unspecified	Chronic obstructive pulmonary disease, unspecified (J44.9)	Chronic obstructive pulmonary disease, unspecified (J44.9)	1		

61	002 564 94 (RL 1)	Cerebral infarction Acute respiratory failure	1.Cardio- genic shock 2.Pulmonar y oedema 3.Essential (primary) hypertensio n 4.Hyperten sive heart disease 5.Hyperten sive heart disease with (congestive ) heart 6.Atheroscl erotic heart disease 7.Old myocardial infarction	Cere bral infrac tion	Acute respiratory failure	Essential (primary ) hyperten sion (I10)	Hypertens ive heart disease with (congestiv e) heart (I11.0)	Essential (primary) hypertension (I10)	Hypertensive heart disease with (congestive) heart (I11.0)		0
62	002 382 58 (RL 1)	Septic shock	1.Feeding difficulties and mismange ment 2.Tubercul osis of lung, confirmed by sputum microscop y 3.Hypogly caemia,	Tube rculo sis of lung, confi rmed by sputu m micro scopy with or	Septic shock (R57.2)			Septic shock (R57.2)	Tuberculosis of lung, confirmed by sputum microscopy with or without culture (A15.0)		0

			<p>unspecified 4.Unspecified severe protein-energy malnutrition 5.Undifferentiated schizophrenia 6.Adult respiratory distress syndrome 7.Urinary tract infection, site not specified</p>	<p>without culture (A15.0)</p>							
63	00258026 (RL1)	Septicaemia, unspecified	<p>1.Hypoglycaemia, unspecified 2.Unspecified severe protein-energy malnutrition 3.Imbalance of constituents of food intake 4.Volume depletion</p>	Septic Shock	<p>Adult respiratory distress syndrome Atrial fibrillation and flutter</p>	<p>Tuberculosis of lung, without mention of bacteriological or histological confirmation (A16.2)</p>	<p>Tuberculosis of lung, without mention of bacteriological or histological confirmation (A16.2)</p>	<p>Tuberculosis of lung, without mention of bacteriological or histological confirmation (A16.2)</p>	1		

			5.Hypokalaemia 6.Mild mental and behavioural disorders associated w 7.Atrial fibrillation and flutter 8.Dyspepsia 9.Septic shock 10.Abnormality of albumin 11.Tuberculosis of lung, without mention of bacteriol								
64	002 247 63 (RL 1)	Septicaemia, unspecified	1.Undifferentiated schizophrenia 2.Dyspepsia	Cardiac Arrest (I46)	Septic shock (R57.2) Acute myocardial infarction (i21)	Schizophrenia (F20)	Septicaemia, unspecified (A41.9)	Schizophrenia (F20)	Septicaemia, unspecified (A41.9)		0
65	258 520 (PU )	Hypo-osmolality and hyponatraemia	1.Hypertensive heart disease with (congestive	Respiratory failure, not	Acute respiratory failure (N17)	Bacterial pneumonia, not elsewhere		Bacterial pneumonia, not elsewhere classified (J15)	Bacterial pneumonia, not elsewhere classified (J15)	1	

			) heart 2.Pneumonia, organism unspecified (J18) 3.Intracranial space- occupying lesion	elsewhere classified (J96)		classified (J15)					
66	258 594 (RL 1)	Hypotension , unspecified	Acute renal failure	Septic shock (R57. 2)	Acute renal failure (N17) Hypoglycemia, unspecified (E16.2)	Bronchopneumonia, unspecified (J18.0)		Bronchopneumonia, unspecified (J18.0)	Bronchopneumonia, unspecified (J18.0)	1	
67	002 584 38 (RL 1)	Severe sepsis with septic shock	1,Tuberculosis of lung, without mention of bacteriol 2.Decubitus ulcer 3.Acute cystitis	Septic shock	Adult respiratory distress syndrome	Tuberculosis of lung without mention of bacteriol	Primary respiratory tuberculosis, confirmed bacteriologically and histologically (A15.7)	Tuberculosis of lung without mention of bacteriol	Primary respiratory tuberculosis, confirmed bacteriologically and histologically (A15.7)		0
68	002 586 27 (RL 1)	Non-insulin- dependent diabetes mellitus with ketoacido	1.Hypo- osmolality and hyponatremia 2.Essential (primary) hypertension	Cardiac Arrest	Cardiac arrhythmia, unspecified Non - Insulin - dependent diabetes mellitus with	Hypertensive heart disease		Hypertensive heart disease	Non-insulin- dependent diabetes mellitus with other specified complications (E11.6)		0

			3.Acute renal failure 4.Feeding difficulties and mismanagement		ketoacido						
70	00257706 (RL1)	Hypo-osmolality and hyponatraemia Non-insulin-dependent diabetes mellitus with perip	1.Mild protein-energy malnutrition 2.Anaemia, unspecified 3.Essential (primary) hypertension 4.Hypertensive heart disease with (congestive) heart Other and unspecified right bundle-branch block 5.Sequelae of cerebral infarction 6.Broncho pneumonia	Septic Shock	Respiratory failure, unspecified Acute renal failure, unspecified	Broncho pneumonia, unspecified		Bronchopneumonia, unspecified (J18.0)	Bronchopneumonia, unspecified (J18.0)	1	



			unspecified 7.Dyspepsia Feeding difficulties and mismanagement 8.Reduced mobility								
69	002 586 79 (PU)	Encephalopathy, unspecified	1.Febrile convulsions 2.Dengue haemorrhagic fever	Cardiac arrest	Encephalopathy, unspecified Severe dengue	Dengue haemorrhagic fever	Gastrointestinal haemorrhage, unspecified	Dengue haemorrhagic fever (A91)	Dengue haemorrhagic fever (A91)	1	
70	001 679 75 (RL1)	congestive heart failure	1.Pleural effusion, not elsewhere classified 2.Cardiovascular shock 3.Feeding difficulties and mismanagement 4.Other septicaemia 5.Mild protein-energy malnutrition	cardiogenic shock	Disorder of kidney and ureter, unspecified Primary pulmonary hypertension (I27.0)	Heart failure, unspecified		Heart failure, unspecified (I50.9)25822	Primary pulmonary hypertension (I27.0)		0

			6.Hypo-osmolality and hyponatraemia								
71	00258345 (RL1)	Heart failure, unspecified	1.Broncho pneumonia, unspecified 2. Chronic obstructive pulmonary disease with acute exacerbation, unspecified 3.Hypertensive heart disease 4.Cardiac arrest with successful resuscitation 5.Atrial fibrillation and flutter	Adult respiratory distress syndrome (J80)	Septic shock (R57.2) Bronchopneumonia, unspecified (J18.0)	Atrial fibrillation and flutter (I48)		Atrial fibrillation and flutter (I48)	Chronic obstructive pulmonary disease with acute exacerbation, unspecified (J441.1)		0
72	00258236 (PU)	Encephalopathy, unspecified	1.Sepsis 2.Feeding difficulties and mismanagement 3.Moderate	Septic Shock	Acidosis	Acute renal failure (N17)		Acute renal failure (N17)	Acute renal failure (N17)	1	

			<p>protein-energy malnutrition</p> <p>4.Epilepsy, unspecified</p> <p>5.Hypertensive heart disease with (congestive) heart</p> <p>6.Other secondary pulmonary hypertension</p> <p>7.Pericardial effusion (noninflammatory)</p> <p>8.Other and unspecified convulsions</p>							
73	252613 (PU)	Septic shock (R57.2)	<p>1.Embolism and thrombosis of other specified veins (I82.8)</p> <p>2.Pneumonia, organism</p>	Other Septicaemia	Acidosis	Atrial fibrillation and flutter (I48)	Atrial fibrillation and flutter (I48)	Atrial fibrillation and flutter (I48)	1	

			unspecified (J18) 3.Pain in joint, multiple sites (M25.50) 4.Septic shock (R57.2) 5.Feeding difficulties and mismanage ment (R63.3) 6.Reduced mobility (Z74.0) 7.Insulin- dependent diabetes mellitus with neurologi (E10.4) 8.Pure hyperchole sterolaemia (E78.0) 9.Hypo- osmolality and hyponatrae mia (E87.1)								
--	--	--	---	--	--	--	--	--	--	--	--

Lampiran 3

Tabel MMDS

TABLE A  
VALID CODES FOR MULTIPLE AND UNDERLYING CAUSE CODING

A000	A090	A250	A408	A528	A719	A881	B052	B238
A001	A099	A251	A409	A529	A740	A888	B053	B24
A009	A162	A259	A410	A530	A748	A89	B054	B250
A010	A163	A260	A411	A533	A749	A90	B058	B251
A011	A164	A267	A412	A540	A750	A91	B059	B252
A012	A165	A268	A413	A541	A751	A910	B060	B258
A013	A167	A269	A414	A542	A752	A921	B068	B259
A014	A168	A270	A415	A543	A753	A922	B069	B260
A020	A269	A278	A418	A544	A759	A929	B07	B261
A021	A170	A279	A419	A545	A770	A924	B080	B262
A022	A171	A280	A420	A546	A771	A928	B081	B263
A028	A178	A281	A421	A548	A772	A929	B082	B268
A029	A179	A282	A422	A549	A773	A930	B083	B269
A030	A180	A288	A427	A55	A778	A931	B084	B270
A031	A181	A289	A428	A560	A779	A932	B085	B271
A032	A182	A300	A429	A561	A78	A938	B088	B278
A033	A183	A301	A430	A562	A790	A94	B09	B279
A038	A184	A302	A431	A563	A791	A950	B150	B300
A039	A185	A303	A432	A564	A798	A951	B159	B301
A040	A186	A304	A433	A568	A799	A959	B160	B302
A041	A187	A305	A440	A57	A800	A960	B161	B303
A042	A188	A308	A441	A58	A901	A961	B162	B308
A043	A190	A309	A448	A591	A902	A962	B169	B309
A044	A191	A310	A449	A598	A903	A968	B170	B310
A045	A192	A311	A46	A599	A904	A969	B171	B311
A046	A196	A318	A480	A600	A909	A980	B172	B312
A047	A199	A319	A481	A601	A910	A981	B178	B313
A048	A200	A320	A482	A609	A911	A982	B180	B314
A049	A201	A321	A483	A630	A912	A983	B181	B318
A050	A202	A327	A484	A638	A915	A984	B192	B340
A051	A203	A328	A488	A64	A919	A985	B198	B341
A052	A207	A329	A490	A65	A920	A988	B199	B342
A053	A208	A33	A491	A660	A921	A99	B190	B343
A054	A209	A34	A492	A661	A929	B000	B199	B344
A058	A210	A35	A493	A662	A930	B001	B200	B348
A059	A211	A350	A494	A663	A931	B002	B201	B349
A060	A212	A361	A499	A664	A932	B003	B202	B350
A061	A213	A362	A500	A665	A933	B004	B203	B351
A062	A217	A363	A501	A666	A934	B005	B204	B352
A063	A218	A368	A502	A667	A935	B007	B205	B353
A064	A219	A369	A503	A668	A936	B008	B206	B354
A065	A220	A370	A504	A669	A938	B009	B207	B355
A066	A221	A371	A505	A670	A939	B010	B208	B356
A067	A222	A378	A506	A671	A940	B011	B209	B358
A068	A227	A379	A507	A672	A941	B012	B210	B359
A069	A228	A38	A509	A673	A948	B014	B211	B360
A070	A229	A390	A510	A679	A949	B019	B212	B361
A071	A230	A391	A511	A680	A950	B020	B213	B362
A072	A231	A392	A512	A681	A951	B021	B217	B363
A073	A232	A393	A513	A683	A952	B022	B218	B368
A078	A235	A394	A514	A690	A956	B023	B219	B369
A079	A238	A395	A515	A691	A96	B027	B220	B370
A080	A239	A398	A519	A692	A970	B028	B221	B371
A081	A240	A399	A520	A698	A971	B029	B222	B372
A082	A241	A400	A521	A699	A972	B03	B227	B373
A083	A242	A401	A522	A70	A978	B04	B230	B374
A084	A243	A402	A523	A710	A979	B050	B231	B375
A085	A244	A403	A527	A711	A980	B051	B232	B376

A-3 (76-08)

TABLE B  
VALID CODES FOR MULTIPLE CAUSE CODING

A1690	I6910	O085	S027	S110	S224	S318	S390	S499
E0390	I6930	O086	S028	S111	S225	S320	S396	S500
E890	I6940	O087	S029	S112	S228	S321	S397	S501
E891	1970	O088	S030	S117	S229	S322	S398	S507
E892	1971	O089	S031	S118	S230	S323	S399	S508
E893	1972	P703	S032	S119	S231	S324	S400	S509
E894	1978	P704	S033	S120	S232	S325	S407	S510
E895	1979	P708	S034	S121	S233	S327	S408	S517
E896	J1010	P709	S035	S122	S234	S328	S409	S518
E898	J1110	P710	S040	S127	S235	S330	S410	S519
E899	J8410	P711	S041	S128	S240	S331	S411	S520
G1220	J8490	P712	S042	S129	S241	S332	S417	S521
G2000	J950	P713	S043	S130	S242	S333	S418	S522
G970	J951	P714	S044	S131	S243	S334	S420	S523
G971	J952	P718	S045	S132	S244	S335	S421	S524
G972	J953	P719	S046	S133	S245	S336	S422	S525
G978	J954	P720	S047	S134	S246	S337	S423	S526
G979	J955	P722	S048	S135	S250	S340	S424	S527
H590	J958	P728	S049	S136	S251	S341	S427	S528
H598	J959	P729	S050	S140	S252	S342	S428	S529
H599	J9840	P740	S051	S141	S253	S343	S429	S530
H950	K3190	P741	S052	S142	S254	S344	S430	S531
H951	K5500	P742	S053	S143	S255	S345	S431	S532
H958	K6310	P743	S054	S144	S257	S346	S432	S533
H959	K7200	P744	S055	S145	S258	S348	S433	S534
I2190	K7210	P745	S056	S146	S259	S350	S434	S540
I4200	K7290	P748	S057	S150	S260	S351	S435	S541
I4210	K910	P749	S058	S151	S268	S352	S436	S542
I4220	K911	Q2780	S059	S152	S269	S353	S437	S543
I4250	K912	Q2820	S060	S153	S270	S354	S440	S547
I4280	K913	Q2830	S061	S157	S271	S355	S441	S548
I4290	K914	R5800	S062	S158	S272	S357	S442	S549
I5000	K915	R97	S063	S159	S273	S358	S443	S550
I5140	K918	S000	S064	S16	S274	S359	S444	S551
I5150	K919	S001	S065	S170	S275	S360	S445	S552
J6000	M1990	S002	S066	S178	S276	S361	S447	S557
J6060	M960	S003	S067	S179	S277	S362	S448	S558
J6070	M961	S004	S068	S18	S278	S363	S449	S559
J6080	M962	S005	S069	S197	S279	S364	S450	S560
J6090	M963	S007	S070	S198	S280	S365	S451	S561
J6100	M964	S008	S071	S199	S281	S366	S452	S562
J6110	M965	S009	S078	S200	S290	S367	S453	S563
J6120	M966	S010	S079	S201	S297	S368	S457	S564
J6130	M968	S011	S080	S202	S298	S369	S458	S565
J6140	M969	S012	S081	S203	S299	S370	S459	S567
J6150	N990	S013	S088	S204	S300	S371	S460	S568
J6180	N991	S014	S089	S207	S301	S372	S461	S570
J6190	N992	S015	S090	S208	S302	S373	S462	S578
J6300	N993	S017	S091	S210	S307	S374	S463	S579
J6310	N994	S018	S092	S211	S308	S375	S467	S580
J6320	N995	S019	S097	S212	S309	S376	S468	S581
J6330	N998	S020	S098	S217	S310	S377	S469	S589
J6340	N999	S021	S099	S218	S311	S378	S47	S597
J6350	O080	S022	S100	S219	S312	S379	S480	S598
J6360	O081	S023	S101	S220	S313	S380	S481	S599
J6380	O082	S024	S107	S221	S314	S381	S489	S600
J6390	O083	S025	S108	S222	S315	S382	S497	S601
J6400	O084	S026	S109	S223	S317	S383	S498	S602

TABLE C  
INVALID CODES FOR MULTIPLE AND UNDERLYING CAUSE CODING FOR  
US REGISTRATION AREAS, VALID FOR INTERNATIONAL USERS OF ACME

1. VALID FOR MULTIPLE CAUSE AND UNDERLYING CAUSE CODING:

A150  
A151  
A152  
A153  
A154  
A155  
A156  
A157  
A158  
A159  
A160  
A161  
F100  
F110  
F120  
F130  
F140  
F150  
F160  
F170  
F180  
F190  
F95

2. VALID FOR MULTIPLE CAUSE CODING ONLY:

B950	1152	0809	T010	U808
B951	1158	0810	T011	U810
B952	1230	0811	T016	U818
B953	1231	0812	T018	U89
B954	1232	0813	T020	U898
B955	1233	0814	T026	U899
B956	1234	0815	T027	
B957	1235	0820	T030	
B958	1236	0821	T034	
B960	1238	0822	T040	
B961	1240	0828	T044	
B962	1252	0829	T047	
B963	1650	0830	T051	
B964	1651	0831	T054	
B965	1652	0832	T056	
B966	1653	0833	T060	
B967	1656	0834	T061	
B968	1659	0838	T068	
B970	1660	0839	T290	
B971	1661	0840	T291	
B972	1662	0841	T292	
B973	1663	0842	T293	
B974	1664	0848	T294	
B975	1668	0849	T295	
B976	1669	A69	T296	
B977	0800	T000	T297	
B978	0801	T001	U800	
1151	0808	T006	U801	

TABLE D  
CAUSAL RELATIONSHIP: GENERAL PRINCIPLE AND RULES 1 AND 2

--- A000 ---	--- A012 ---	--- A031 ---
A000	CONTINUED	CONTINUED
A009	C000 -C97	Y842
B200 -B24	R75	
C000 -C97	Y431 -Y434	--- A032 ---
R75	Y632	A032
Y431 -Y434	Y842	A039
Y632		B200 -B24
Y842	--- A013 ---	C000 -C97
	A013 -A014	R75
--- A001 ---	B200 -B24	Y431 -Y434
A001 -A009	C000 -C97	Y632
B200 -B24	R75	Y842
C000 -C97	Y431 -Y434	
R75	Y632	--- A033 ---
Y431 -Y434	Y842	A033
Y632		A039
Y842	--- A014 ---	B200 -B24
	A014	C000 -C97
--- A009 ---	B200 -B24	R75
A009	C000 -C97	Y431 -Y434
B200 -B24	R75	Y632
C000 -C97	Y431 -Y434	Y842
R75	Y632	
Y431 -Y434	Y842	--- A038 ---
Y632		A038 -A039
Y842	--- A020 -A029 ---	B200 -B24
	A020 -A029	C000 -C97
--- A010 ---	B200 -B24	R75
A010	C000 -C97	Y431 -Y434
A014	R75	Y632
B200 -B24	Y431 -Y434	Y842
C000 -C97	Y632	
R75	Y842	--- A039 ---
Y431 -Y434		A039
Y632	--- A030 ---	B200 -B24
Y842	A030	C000 -C97
	A039	R75
--- A011 ---	B200 -B24	Y431 -Y434
A011	C000 -C97	Y632
A014	R75	Y842
B200 -B24	Y431 -Y434	
C000 -C97	Y632	--- A040 ---
R75	Y842	A040
Y431 -Y434		M A415
Y632	--- A031 ---	B200 -B24
Y842	A031	C000 -C97
	A039	R75
--- A012 ---	B200 -B24	Y431 -Y434
A012	C000 -C97	Y632
A014	R75	Y842
B200 -B24	Y431 -Y434	
	Y632	

D-1 (06-08)



TABLE E  
MODIFICATION: SELECTION RULE 3, MODIFICATION RULES A, C, AND D

--- A000 -A001 ---			--- A049 ---		
DSC	B24	B201	SMP	A040 -A048	
DSC	R75	B201	DSC	B24	B201
			DSC	R75	B201
--- A009 ---			--- A050 -A058 ---		
SMP	A000 -A001		DSC	B24	B201
DSC	B24	B201	DSC	R75	B201
DSC	R75	B201			
--- A010 -A013 ---			--- A059 ---		
DSC	B24	B201	SMP	A050 -A058	
DSC	R75	B201	DSC	B24	B201
			DSC	R75	B201
--- A014 ---			--- A060 ---		
SMP	A010 -A013		DSC	B24	B208
DSC	B24	B201	DSC	R75	B208
DSC	R75	B201			
--- A020 -A028 ---			--- A061 ---		
DSC	B24	B201	DSC	B24	B208
DSC	R75	B201	LMC	D733	A068
			LMC	M G060	A066
			LMC	J852	A065
			LMC	K750	A064
			LMC	M L020 -L029	A064
			DSC	R75	B208
--- A029 ---			--- A062 -A063 ---		
SMP	A020 -A028	A020			
LMC	A090 -A099	A021			
LMC	A400 -A419	B201			
DSC	B24	A022			
LMC	G030 -G039	A022	DSC	B24	B208
LMC	J13 -J189	A020	LMC	M G060	A066
LMC	K529	A022	DSC	R75	B208
LMC	M130 -M139	A022			
LMC	M860 -M869	A022			
LMC	N12	A022			
DSC	R75	B201			
--- A030 -A038 ---			--- A064 ---		
			SMP	A065 -A066	
			DSC	B24	B208
			LMC	G060	A066
			LMC	J852	A065
			DSC	R75	B208
DSC	B24	B201			
DSC	R75	B201			
--- A039 ---			--- A065 ---		
SMP	A030 -A038		SMP	A066	
DSC	B24	B201	DSC	B24	B208
DSC	R75	B201	LMC	G060	A066
			DSC	R75	B208
--- A040 -A048 ---			--- A066 -A068 ---		
DSC	B24	B201	DSC	B24	B208
DSC	R75	B201	DSC	R75	B208

TABLE F  
REASONS FOR AMBIVALENT RELATIONSHIPS IN MODIFICATION TABLE

--- A1690 ---

SDC	M	A527	A184	Suba must be gumma NOS
SDC	M	B07	A184	Suba must be warts NOS and/or verruca
SDC	M	D738	A188	Suba must be perisplenitis and/or splenitis
SDC	M	E060 -E063	A188	Suba must be thyroiditis
SDC	M	E065 -E069	A188	Suba must be thyroiditis
SDC	M	E274	A187	Suba must be indexed as tuberculous
SDC	M	G062	A170	Suba must be abscess meninges, cerebral meninges, or spinal meninges
SDC	M	G318 -G319	A178	Suba must be modified as tuberculous in VOL3
SDC	M	G629	A178	Suba must be indexed as tuberculous
SDC	M	G961	A170	Suba must be meninges adhesions
SDC	M	H000 -H579	A185	Suba must be indexed as tuberculous
SDC	M	H600 -H939	A186	Suba must be indexed as tuberculous
SDC	M	J387	A164	Suba must be perichondritis larynx
SDC	M	J398	A164	Suba must be stenosis, stricture trachea
SDC	M	J860	A162	Suba must be fistula lung
SDC	M	J860	A164	Suba must be a fistula of specified sites excluding lung
SDC	M	J984	A162	Suba must be modified as tuberculous in VOL3
SDC	M	J985	A168	Suba must be modified as tuberculous in VOL3
SDC	M	K628	A183	Suba must be modified as tuberculous in VOL3
SDC	M	K720 -K729	A188	Suba must be hepatitis
SDC	M	K868	A188	Suba must be modified as tuberculous in VOL3
SDC	M	L280	A184	Suba must be modified as tuberculous in VOL3
SDC	M	M710 -M713	A180	Suba must be modified as tuberculous in VOL3
SDC	M	M715 -M719	A180	Suba must be modified as tuberculous in VOL3
SDC	M	M948	A180	Suba must be modified as tuberculous in VOL3
SDC	M	N288	A181	Suba must be modified as tuberculous in VOL3
SDC	M	N328	A181	Suba must be modified as tuberculous in VOL3
SDC	M	N508	A181	Suba must be modified as tuberculous in VOL3

--- A170 ---

LMP	M	A150 -A1690		Suba cannot be due to addr or have a shorter duration
-----	---	-------------	--	---

Table G

**CODE CONVERSIONS**

Created codes and their complimentary valid ICD-10 codes

<u>Condition Code Selected as Underlying Cause</u>	<u>Converts To</u>
A1690	A169
E0390	E039
G1220	G122
G2000	G20
I2190	I219
I4200	I420
I4210	I421
I4220	I422
I4250	I425
I4280	I428
I4290	I429
I5000	I500
I5140	I514
I5150	I515
I6000	I600
I6060	I606
I6070	I607
I6080	I608
I6090	I609
I6100	I610
I6110	I611
I6120	I612
I6130	I613
I6140	I614
I6150	I615
I6180	I618
I6190	I619
I6300	I630
I6310	I631
I6320	I632
I6330	I633
I6340	I634
I6350	I635
I6360	I636
I6380	I638
I6390	I639
I6400	I64


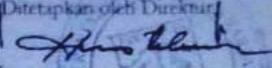
Table H  
ICD-10 Trivial Conditions


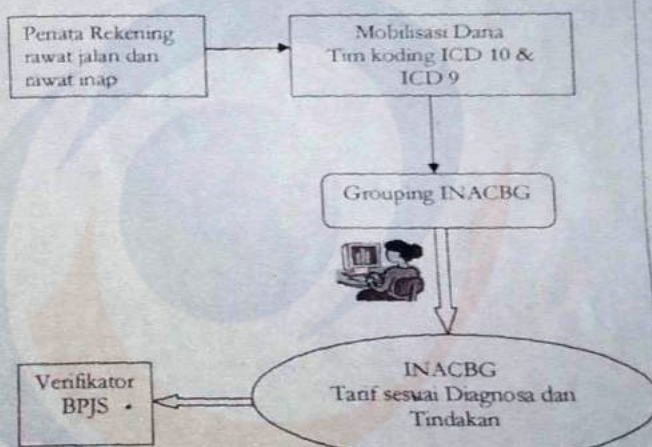
(For application of Rule B in assigning  
underlying causes of death)


<u>CODE</u>	<u>CATEGORY OR SUBCATEGORY</u>
A31.1	Cutaneous mycobacterial infection
A42.8	Other forms of cutaneous actinomycosis
A60.0	Herpesviral infection of genitalia and urogenital tract
A71.0 - A71.9	Trachoma
A74.0	Chlamydial conjunctivitis
B00.2	Herpesviral gingivostomatitis and pharyngotonsillitis
B00.5	Herpesviral ocular disease
B00.8	Other forms of herpesviral infection
B07	Viral warts
B08.1	Molluscum contagiosum
B08.8	Other specified viral infections characterized by skin and mucous membrane lesion
B30.0 - B30.9	Viral conjunctivitis
B35.0 - B35.9	Dermatophytosis
B36.0 - B36.9	Other superficial mycoses
B85.0 - B85.4	Pediculosis and phthiriasis

Lampiran 4

STANDAR PROSEDUR OPERASIONAL (SPO) CODING TAHUN 2016

 <b>RUMAH SAKIT KHUSUS DAERAH DUREN SAWIT</b>		<b>PROSEDUR CODING DAN GROUPING DENGAN APLIKASI INACBGs</b>		
		No. Dokumen : SPO-02-MD-RSKDDS	No. Revisi : 00	Halaman : 1 dari 3
STANDAR PROSEDUR OPERASIONAL		Tanggal Terbit : 25 Agustus 2016	Ditetapkan oleh Direktur  <b>dr. Julaga He Lumban Tobing, MARS</b> NIP. 195910071989031001	
PENGERTIAN	Coding merupakan proses penentuan kode diagnosis utama dan diagnosis sekunder sesuai dengan ICD-10 untuk memberikan kode prosedur sesuai dengan ICD-9-CM. Grouping merupakan pengelompokan diagnosis dan prosedur dengan mengacu pada ciri klinis yang mirip/sama dan biaya perawatan yang mirip/sama.			
TUJUAN	Memudahkan entry data ke database komputer yang tersedia dan menyediakan data yang diperlukan oleh sistem pembayaran / penagihan biaya yang dijalankan aplikasi INACBGs (Indonesia Case Base Groups)			
KEBIJAKAN	Peraturan Menteri kesehatan nomor 27 Tahun 2014 tentang petunjuk Teknis Sistem Indonesia Case Base Groups (INA-CBGs), Standar Tarif Pelayanan Kesehatan pada fasilitas kesehatan tingkat pertama dan fasilitas kesehatan tingkat lanjutan dalam penyelenggaraan jaminan kesehatan. "Menggunakan ICD 10 untuk diagnosis dan ICD 9 CM untuk tindakan"			
PROSEDUR	<ol style="list-style-type: none"> <li>1. Mobilisasi Dana menerima berkas dan penata rekening dan melakukan verifikasi, menyatukan berkas yang belum lengkap misalnya hasil pemeriksaan penunjang, formulir resep dan lembar Jasa medik sesuai DPJP.</li> <li>2. Staf Mobilisasi Dana melakukan penarikan data dari SIM RSKD Duren Sawit dengan system <i>Bridging</i></li> <li>3. Melakukan koding berdasarkan resume medis sesuai dengan ICD</li> </ol>			

 RUMAH SAKIT KHUSUS DAERAH DUREN SAWIT	PROSEDUR CODING DAN GROUPING DENGAN APLIKASI INACBGs		
	No. Dokumen : SPO-02-MD-RSKDDS	No. Revisi : 00	Halaman : 2 dan 3
	10 dan ICD 9. 4. Selanjutnya grouper dengan Aplikasi INACBGs untuk menentukan besar tarif yang akan di bayarkan oleh BPJS untuk rumah sakit. 5. Melakukan print lembar kemenkes untuk disatukan dengan berkas tagihan dan semua berkas diserahkan ke Verifikator BPJS untuk di verif layak / tdk layak.  ALUR PROSES 		
UNIT TERKAIT	1. Bagian Keuangan 2. Komite Medik 3. Ka Instalasi Rawat Inap 4. Ka Instalasi Rawat Jalan		

 RUMAH SAKIT KHUSUS DAERAH DUREN SAWIT	PROSEDUR CODING DAN GROUPING DENGAN APLIKASI INACBGs		
	No. Dokumen : SPO-02-MD-RSKDDS	No. Revisi : 00	Halaman : 3 dan 3
	5. Rekam Medik (Administrasi) 6. Kepala Ruangan 7. Penanggungjawab Kasir 8. EDP		