
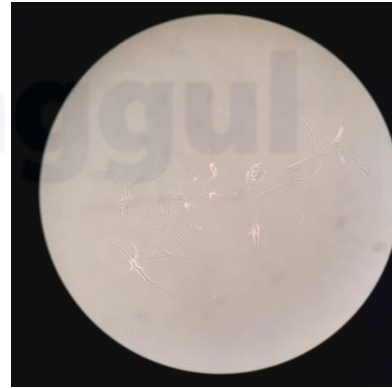



LAMPIRAN



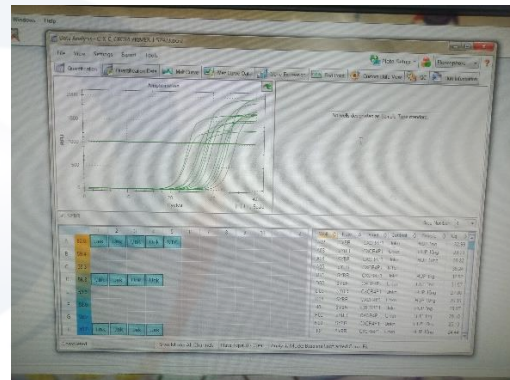
Lampiran 1. Kultur Sel Fibroblas pada flask T-75



Lampiran 2. Pengamatan Sel Fibroblas



Lampiran 3. Pengamatan Sel Fibroblas dengan Mikroskop CKX41 (Olympus, Japan)



Lampiran 4. Pengamatan secara *real time* saat menggunakan RT-PCR