

1. Tabel NAC

Primary Key : NACID			
Foreign Key : KotaID			
Nama Field	Tipe Field	Panjang Field	Keterangan
NACID	CHAR	5	Kode NAC
KotaID	INT	11	Kode Kota
NACName	CHAR	30	Nama NAC

2. Tabel Kota

Primary Key : KotaID			
Nama Field	Tipe Field	Panjang Field	Keterangan
KotaID	INT	11	Kode Kota
NamaKota	CHAR	30	Nama Kota

3. Tabel PIC

Primary Key : KotaID			
Nama Field	Tipe Field	Panjang Field	Keterangan
PICID	INT	11	Kode PIC
PICName	CHAR	30	Nama PIC
NoHP	CHAR	20	Nomor telepon genggam

4. Tabel PICKota

Foreign Key 1 : PICID			
Foreign Key 2 : KotaID			
Nama Field	Tipe Field	Panjang Field	Keterangan
PICID	INT	11	Kode PIC
KotaID	INT	11	Kode Kota

5. File NAC Log

```

29-01-2010 22:50:02 (E) <0002-F0> ( SDM : LET61 CARD ) - Node status failed - no response from device.
29-01-2010 22:50:02 (E) <0006-F1> ( NGSM : LET61 CARD GSM ) - Node status failed - no response from device.
29-01-2010 22:50:06 (E) <0061-F0> ( NBTM : LET61 CARD KCKK BATAM ) - Node status failed - no response from device.
29-01-2010 22:53:50 (E) <1437-F0> ( NAYE1 : LET 61 CARD E1 A.YANI BDG ) - Node status failed - no response from device.
29-01-2010 22:52:06 (E) <0340-F1> ( NNGY : LET61 CARD NAGOYA BATAM ) - Node status failed - no response from device.
29-01-2010 22:50:28 (E) <1128-F1> ( NWSA : LET-61 CARD WISMA ASIA ) - Port Status: Response timed out.
29-01-2010 22:51:28 (E) <0001-01> ( NSDM : LET61 CARD ) - Node status failed - no response from device.
29-01-2010 22:50:06 (E) <0061-F0> ( NBTM : LET61 CARD KCKK BATAM ) - Node status failed - no response from device.
29-01-2010 22:50:06 (E) <1437-F0> ( NAYE1 : LET 61 CARD E1 A.YANI BDG ) - Node is up
29-01-2010 22:50:06 (E) <0340-F1> ( NNGY : LET61 CARD NAGOYA BATAM ) - Node is up
29-01-2010 22:51:06 (E) <0340-F1> ( NKUT : LET61 CARD NAGOYA BATAM ) - Node is ready
29-01-2010 22:53:06 (E) <0340-F1> ( NAPM : LET61 CARD ALFA PASAR MINGGU ) - Node is ready

```

6. Layar NAC Status Service

The screenshot shows the 'NAC Status' window. It contains a table with three columns: NAC ID, NAC Location, and Status. Below the table is a 'Log' section with a scrollable list of events and three buttons: 'Auto Refresh', 'Administrator Console', 'Pause Service', and 'Clear Log'.

NAC ID	NAC Location	Status
NAPM	NAC ALFA PASAR MINGGU	Node is ready
NAYE1	NAC BANDUNG	Node status failed
NBTM	NAC KCKK BATAM	Node status failed
NKUT	NAC KCKK KUTA	Node is ready
NNGY	NAC NAGOYA BATAM	Node status failed
NSDM	NAC GRAND INDONESIA	Node status failed
NWSA	NAC WISMA ASIA	Port Status Re...

Log :

```

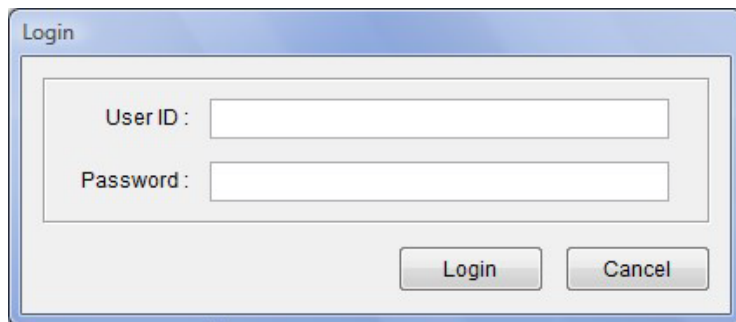
29-01-2010 10:52:19 PM Load complete
29-01-2010 10:52:29 PM Searching for log file : NAC0129.log
29-01-2010 10:52:29 PM Loading log file
29-01-2010 10:52:29 PM Load complete
29-01-2010 10:52:39 PM Searching for log file : NAC0129.log
29-01-2010 10:52:39 PM Loading log file
29-01-2010 10:52:39 PM Load complete
29-01-2010 10:53:40 PM Searching for log file : NAC0129.log

```

Auto Refresh

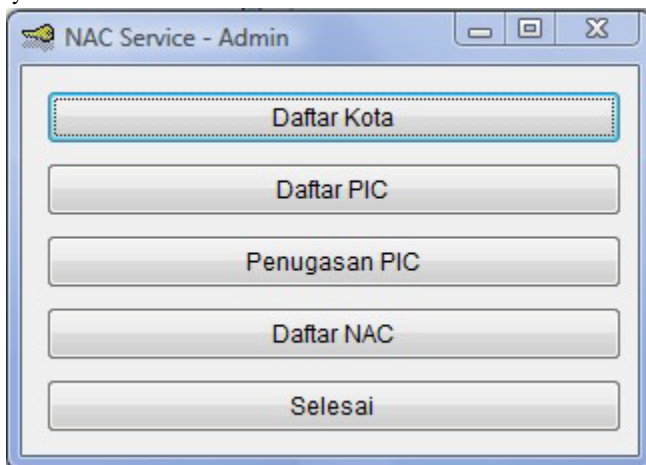
Administrator Console Pause Service Clear Log

7. Layar Admin Login



The screenshot shows a window titled "Login" with a light blue border. Inside the window, there are two input fields: "User ID :" and "Password :". Below these fields are two buttons: "Login" and "Cancel".

8. Layar Menu Administrator



The screenshot shows a window titled "NAC Service - Admin" with a light blue border and standard window controls (minimize, maximize, close). The window contains five buttons stacked vertically: "Daftar Kota", "Daftar PIC", "Penugasan PIC", "Daftar NAC", and "Selesai". The "Daftar Kota" button is highlighted with a blue dashed border.

9. Layar Maintenance data NAC

Daftar NAC

NAC ID	Nama NAC	Kota ID	Nama Kota
NWSA	NAC WISMA ASIA	00001	JAKARTA
REDM	NAC GRAND INDONESIA	00001	JAKARTA
NETM	NAC KOKK BATAM	00001	JAKARTA
NKUT	NAC KOKK KUTA	00001	JAKARTA
NAYE1	NAC BANDUNG	00002	BANDUNG
NINGY	NAC NAGOYA BATAM	00005	MEDAN
NAPM	NAC ALFA PASAR MINGGU	00003	SURABAYA

NAC ID:

Nama NAC:

Kota:

10. Layar Maintenance data PIC

Daftar PIC

Nama	Nomor HP
WINARTO AMIDJOJO	62817735797
EVY OCTAVIA	62817735798

Nama:

No HP:

12. Layar Maintenance data penugasan PIC

Nama	Kota
WINARTO AMIDJOJO	JAKARTA
EVY OCTAVIA	BATAM

Nama : WINARTO AMIDJOJO

Kota : JAKARTA

Top Prev **Next** End Find Add Edit Del Print Close

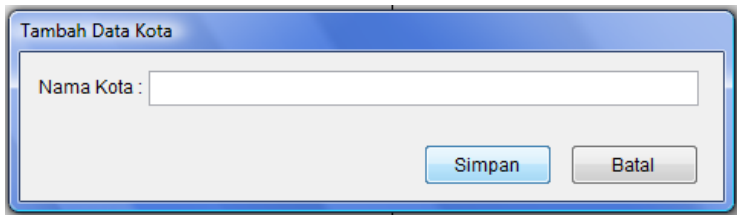
13. Layar penambahan data PIC baru

Tambah Data PIC

Nama PIC :

No. HP :

14. Layar penambahan data kota baru



The image shows a dialog box titled "Tambah Data Kota". It contains a text input field labeled "Nama Kota :". Below the input field are two buttons: "Simpan" (Save) and "Batal" (Cancel).



BCA

M E M O

Kepada Yth.,
Ketua Jurusan Teknik Informasi
Fakultas Ilmu Komputer
Universitas Esa Unggul
Di tempat.

Dengan hormat,

Bersama ini kami informasikan bahwa :

Nama : Winarto Amidjojo
NIM : 2008-81-154

Telah melakukan penelitian di PT. Bank Central Asia, tbk Divisi
Kartu Kredit untuk kepentingan pembuatan skripsi.

Demikian surat ini dibuat, untuk dapat dipergunakan sebagaimana
mestinya.

Jakarta, 5 Agustus 2010

Theodorus Sendjaja

Kepala Sistem Informasi Kartu Kredit