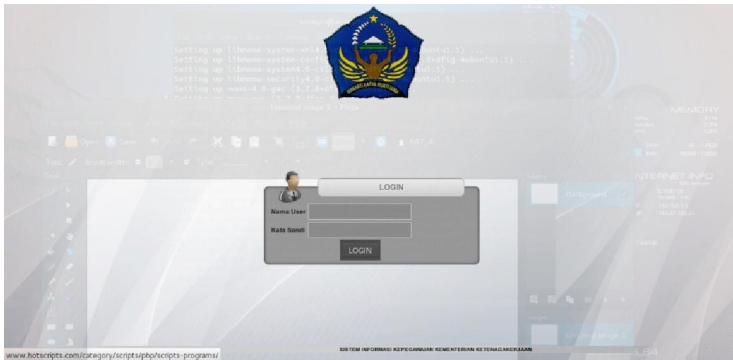


LAMPIRAN

LAMPIRAN 1

USER INTERFACE

1. Halaman Login



gambar L1.1 Halaman Login

2. Halaman Data Kepegawaian

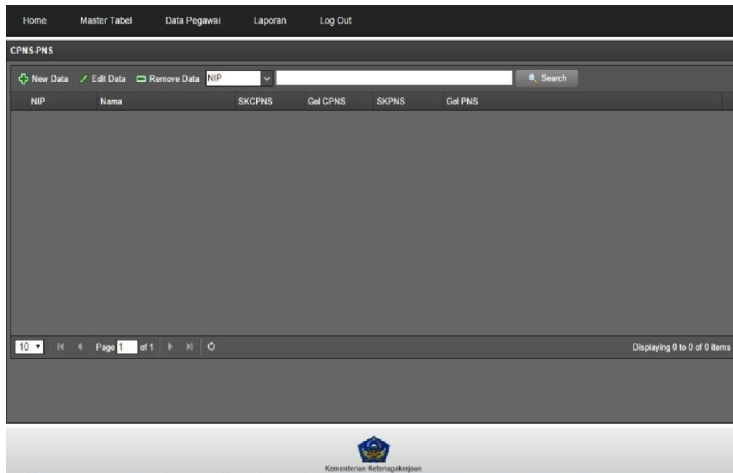
No	Nip	Nip Lama	Nama	Tempat Lahir
1	19880420011911007		IstiantoDiputo	Jakarta

gambar L1.2 Halaman Data Kepegawaian

3. Form Input Data Pegawai

Gambar L1.3 Form Input Data Pegawai

4. Halaman Utama CPNS/PNS



Gambar L1.4 Halaman Utama CPNS/PNS

5. Form Input CPNS/PNS

Data Pegawai Laporan Log Out

NIP :

NAMA :

PENGANGKATAN SEBAGAI CPNS

Nota Persetujuan BAKN :

Tanggal :

Pejabat yang Menetapkan :

Surat Keputusan CPNS :

Tanggal :

Pangkat Golongan :

TMT CPNS :

PENGANGKATAN SEBAGAI PNS

Pejabat yang Menetapkan :

Surat Keputusan CPNS :

Tanggal :

Pangkat Golongan :

TMT CPNS :

Sumpah : SUDAH BELUM

Gambar L1.5 Form Input CPNS/PNS

6. Halaman Utama Pangkat&KGB

Home Master Tabel Data Pegawai Laporan Log Out

PANGKAT TERAKHIR

NIP	Nama	SKP/TK	Colongan
1 198804232010110	ikaribadiputra	99	3

10 Page 1 of 1 Displaying 1 to 1 of 1 items

Kementerian Kelautan dan Perikanan

Gambar L1. 6 Halaman Utama Kenaikan Pangkat & KGB

7. form input kp&KGB

Input Data

NIP :

NAMA :

SKPD : Pilih Salah Satu

UNIT SKPD : Pilih Salah Satu

PANGKAT TERAKHIR

Pejabat yang Menetapkan :

SK Keputusan Pangkat :

Tanggal :

Pangkat / Golongan :

TMT Pangkat :

GAJI BERKALA TERAKHIR

Surat Kenaikan Gaji :

Tanggal :

TMT KGB :

Masa Kerja Gol : Tahun Bulan

Kantor Pembayaran :

Simpan Batal

Gambar L1.7 Form Input Kenaikan Pangkat & KGB

8. tempat dan jabatan

Home Master Tabel Data Pegawai Laporan Log Out

TEMPAT DAN JABATAN SAAT INI

New Data Edit Data Remove Data NIP Search

NIP	Nama	SKPD	Unit

Page 1 of 1 Displaying 0 to 0 of 0 items

Kemendikbud

Gambar L1. 8 Halaman Utama Tempat & Jabatan

9. form input tempat & jabatan

The form contains the following fields and sections:

- NIP:
- NAMA:
- TEMPAT BERTUGAS SAAT INI:
 - SKPD:
 - UNIT SKPD:
- JABATAN SAAT INI:
 - Pejabat yang Menetapkan:
 - SK Jabatan:
 - Tanggal:
 - Jenis Jabatan:
 - Tingkat Jabatan:
 - Eselon:
 - Nama Jabatan:
 - BUP:
 - TMT Pangkat:
 - Pendidikan Terakhir:
 - Sumpah Jabatan: SUDAH BELUM
- Buttons:

Gambar 11.9 Form Input Tempat & Jabatan

10.halaman riwayat pegawai

The page header includes navigation links: [Home](#), [Master Tabel](#), [Data Pegawai](#), [Laporan](#), and [Log Out](#).

The main content area is titled "RIWAYAT KEPANGKATAN" and features a search bar at the top. Below the search bar are three action buttons: [New Data](#), [Edit Data](#), and [Remove Data](#).

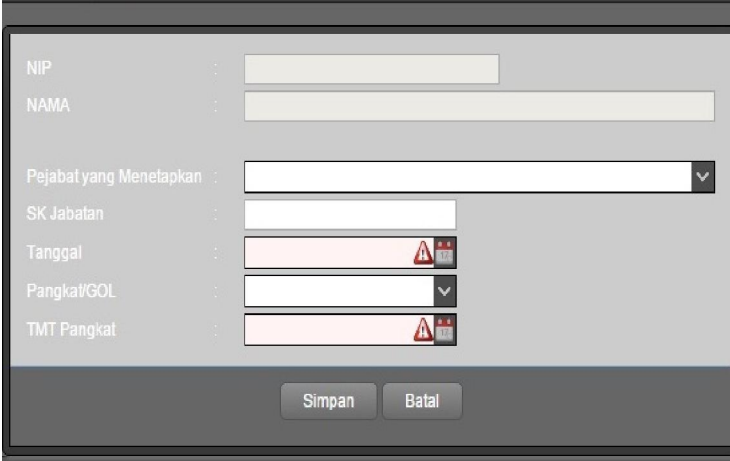
The table below shows the data structure for the record list:

GDL	TMT Pangkat	Pegawai	SK Pangkat	TGL SK

At the bottom of the page, there is a pagination control showing "Page 1 of 1" and "Displaying 0 to 0 of 0 items". The footer contains the logo of the Indonesian Ministry of Education, Culture, and Religious Affairs (Kemendikbud).

Gambar L1. 9 Halaman Utama Riwayat Pegawai

11. form input riwayat pegawai



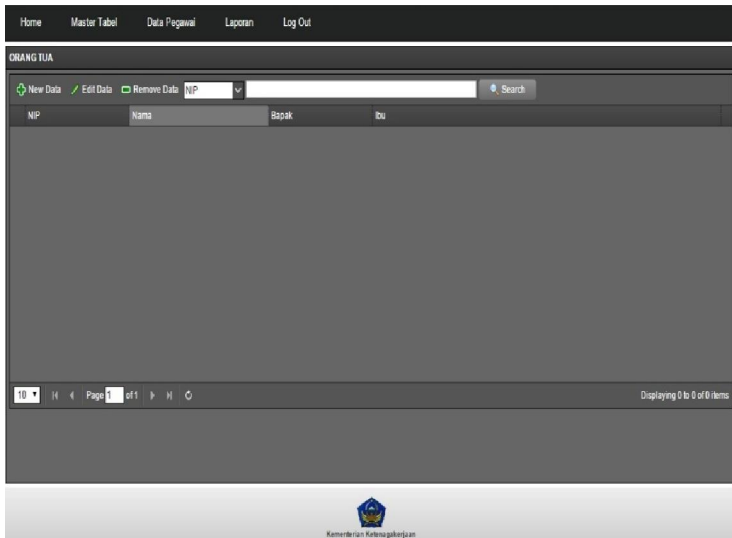
The image shows a web form for entering employee history. The form is contained within a dark grey border. It features several input fields and buttons:

- NIP**: A text input field.
- NAMA**: A text input field.
- Pejabat yang Menetapkan**: A dropdown menu.
- SK Jabatan**: A text input field.
- Tanggal**: A date picker field with a red warning icon and a calendar icon.
- Pangkat/GOL**: A dropdown menu.
- TMT Pangkat**: A date picker field with a red warning icon and a calendar icon.

At the bottom of the form, there are two buttons: **Simpan** (Save) and **Batal** (Cancel).

Gambar L1. 10 Form Input Riwayat Pegawai

12. halaman data keluarga



Gambar L1. 11 Halaman Utama Data Keluarga

13. form input data keluarga

Input Data

NIP :

NAMA :

DATA ORANG TUA (AYAH)

Nama Ayah :

Tempat Lahir : Tanggal lahir :

Pekerjaan :

Alamat :

Kode POS : Telepon :

Propinsi : Kab/Kodya :

Kecamatan : Desa :

DATA ORANG TUA (IBU)

Nama Ibu :

Tempat Lahir : Tanggal lahir :

Pekerjaan :

Alamat :

Gambar L1. 12 Form Input Data Keluarga

14. halaman cuti

Home Master Tabel Data Pegawai Laporan Log Out

RWAYAT DIRILAT

New Data Edit Data Remove Data

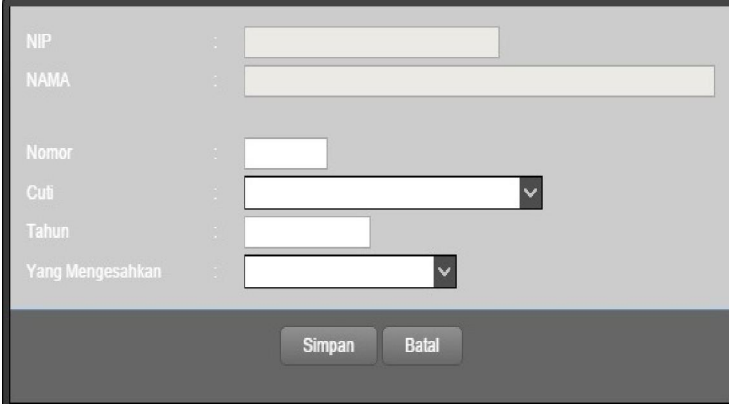
Jenis Cuti	Tahun	Posbal Yang Melewatkan

10 | Page 1 of 1 | Displaying 0 to 0 of 0 Items

Kementerian Ketenagakerjaan

Gambar L1. 13 Halaman Utama Cuti

15. form input cuti



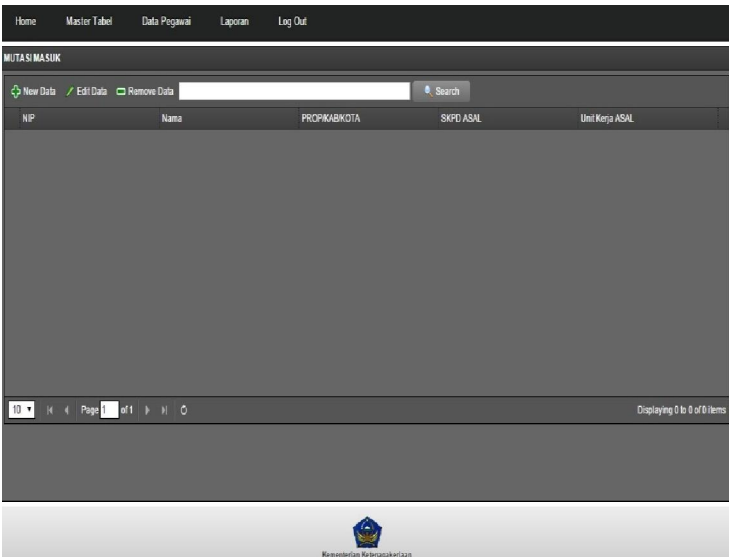
The image shows a web form for submitting a leave request. It contains the following fields:

- NIP:
- NAMA:
- Nomor:
- Cuti: (with a dropdown arrow)
- Tahun:
- Yang Mengesahkan: (with a dropdown arrow)

At the bottom of the form are two buttons: **Simpan** and **Batal**.

Gambar L1. 14 Form Input Cuti

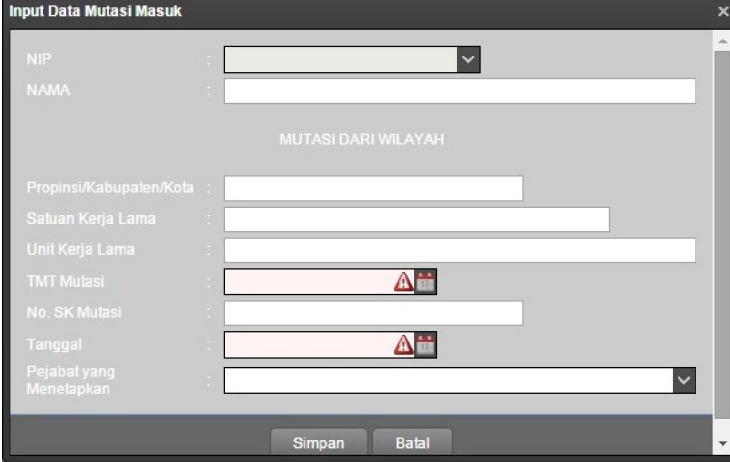
16. halaman mutasi



The image shows the 'MUTASI MASUK' (Incoming Mutation) page. At the top, there is a navigation bar with links: Home, Master Tabel, Data Pegawai, Laporan, and Log Out. Below the navigation bar, the page title 'MUTASI MASUK' is displayed. There are three action buttons: 'New Data', 'Edi Data', and 'Remove Data', followed by a search bar with a magnifying glass icon and the word 'Search'. Below the search bar is a table with the following columns: NIP, Nama, PROKABKOTA, SKPD ASAL, and Unit Kerja ASAL. The table is currently empty. At the bottom of the table, there is a pagination control showing 'Page 1 of 1' and 'Displaying 0 to 0 of 0 items'. At the very bottom of the page, there is a logo of the Indonesian Ministry of Education, Culture, and Religious Affairs (Kemendikbudristek).

Gambar L1. 15 Halaman Utama Mutasi

17. form input mutasi



Input Data Mutasi Masuk

NIP :


NAMA :

MUTASI DARI WILAYAH


Propinsi/Kabupaten/Kota :

Satuan Kerja Lama :

Unit Kerja Lama :

TMT Mutasi : 

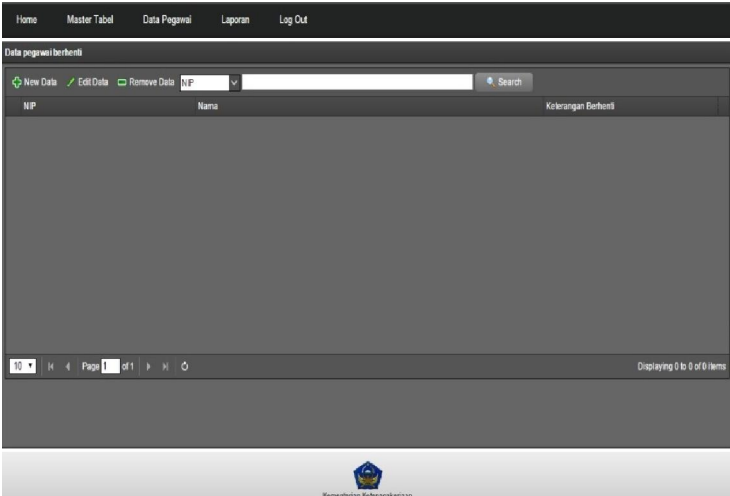
No. SK Mutasi :

Tanggal : 

Pejabat yang Menetapkan :

Gambar L1. 16 Form Input Mutasi

18. halaman PNS NON aktif



Home Master Tabel Data Pegawai Laporan Log Out

Data pegawai berhenti

NIP	Nama	Keterangan Berhenti
-----	------	---------------------

10 | Page 1 of 1 | Displaying 0 to 0 of 0 items

Memorandum Kebudayaan

Gambar L1. 17 Halaman Utama PNS Non Aktif

19. form input PNS non Aktif

The image shows a web form for inputting data for a non-active PNS (PNS non Aktif). The form is displayed on a light gray background and contains the following fields:

- NIP**: A dropdown menu.
- NAMA**: A text input field.
- KETERANGAN BERHENTI**: A label above a dropdown menu.
- STATUS**: A dropdown menu.
- TANGGAL PENSUJUN**: A date input field with a red warning icon and a calendar icon.
- SK PENSUJUN**: A text input field.
- TMT PENSUJUN**: A date input field with a red warning icon and a calendar icon.
- TANGGAL MENINGGAL**: A date input field with a red warning icon and a calendar icon.

At the bottom of the form, there are two buttons: **Simpan** (Save) and **Batal** (Cancel).

Gambar L1. 18 Form Input PNS Non Aktif

20. halaman utama master tabel data umum


Home Master Tabel Data Pegawai Laporan Log Out

Pendaftaran

New Data Edit Data Remove Data Kode Search

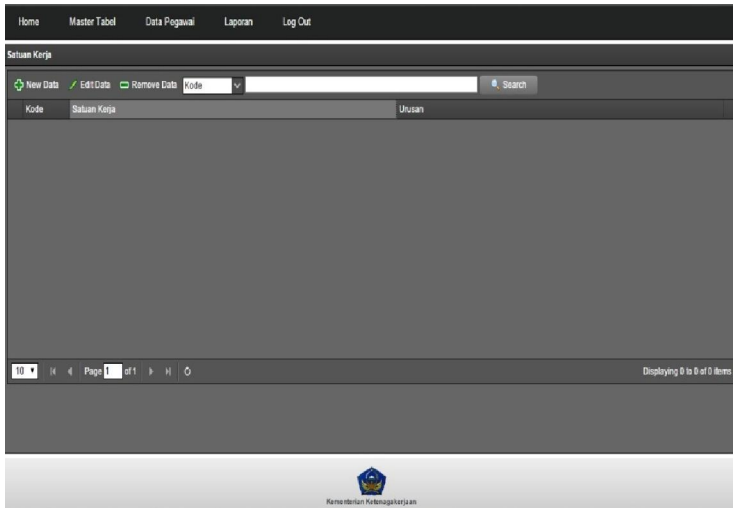
Kode	Uraian
1 0	TK
2 1	SD
3 2	SLIP
4 3	SLTA
5 4	D. I
6 5	D. II
7 6	D. III
8 7	D. IV
9 8	AKADEMI
10 9	S. 1

10 Page 1 of 2 Displaying 1 to 10 of 12 items


Kementerian Keresahan

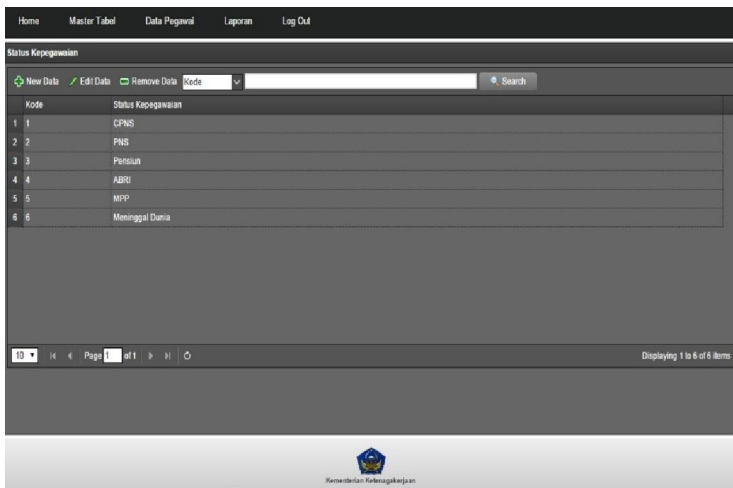
Gambar L1. 19 Halaman Utama Master Tabel Data Umum

21 form input master tabel data satuan kerja



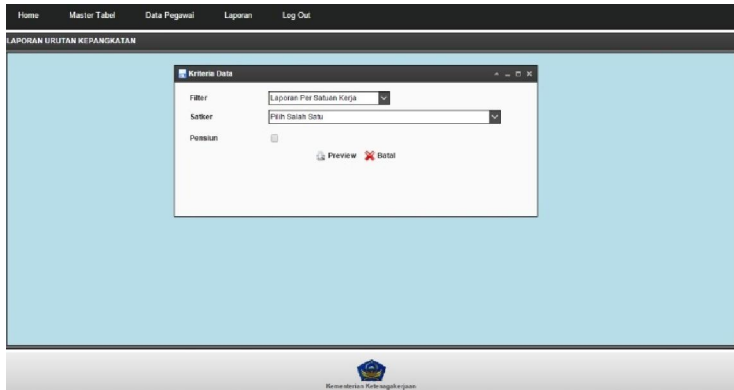
Gambar L1. 19 Halaman Utama Master Tabel Data Satuan Kerja

22. halaman utama master tabel data kepegawaian



Gambar L1. 20 Halaman Utama Master Tabel Data Kepegawaian

23. Halaman Laporan



Gambar L1. 21 Halaman Laporan

LAMPIRAN 2

SOURCE CODE RANCANG BANGUN SISTEM INFORMASI
MANAJEMEN DATA KEPEGAWAIAN PADA BIRO ORGANISASI
DAN KEPEGAWAIAN, KEMENTERIAN TENAGA KERJA DAN
TRANSMIGRASI

Coding Halaman Utama Sistem Informasi Manajemen Data Kepegawaian

1. Index.php

```
<script src="<?php echo base_url();?>assets/js/highcharts.js"></script>
```

```
<script src="<?php echo  
base_url();?>assets/js/jquery.scrollTo.js"></script>
```

```
<style>
```

```
table {
```

```
border-collapse:collapse;
```

```
}
```

```
table,th,td {border:1px solid white;
```

```
}
```

```
th {
```

```
text-align:center;
```

```
background-color:blue;
```

```
}
```

```
</style>
```

```

<div class="easyui-layout" data-options="fit:true">
    <div data-options="region:'west',split:true"
    style="width:265px;padding:5px">
        <table width="100%" border="0">
            <tr><td align="center"></td></tr>
        </table>
        <div id="boxtitle">
            <br></br>
            
            <span style="margin-left:29px;"><b>Kalender</b></span>
        </div>
        <br><div id="cc" class="easyui-calendar"
        style="width:250px;height:200px;"></div> </br>
    </div>
    <div data-options="region:'center'" style="padding:10px ">
        <div id="mask-gallery">
            <?php if(isset($list_data)){ echo $list_data; }?>
        </div>
    </div>

```

```
</div>
```

```
</div>
```

2.simpeg.php

```
<?php if ( ! defined('BASEPATH')) exit('No direct script access allowed');
```

```
class Simpeg extends CI_Controller {
    public function index()
    {
        if($this->auth->is_logged_in()== false){
            redirect(base_url(). 'login');
        }else{
            $data['profil'] = $this->view_profil();
            $this->template->set('title','Beranda');

            //=====AND GRAFIK
            $data['pie1'] = $this->get_akan_naik();
            */
            $data['list_data'] = $this->get_akan_naik();
```

```

$this->template->load('templates/temp','index',$data);

        }

    }

    function view_profil(){

        $cnm = $this->session->userdata('nmuser');

        $photo = $this->session->userdata('photo');

        if($photo == ""){

            $photo = "nophoto.jpg";

        }

        $html = '<div id="userbox">

                <table width="100%"

border="0">

                    <tr><td

rowspan="2"></td>

                    <td

align="center"><span class="clsuser">'.$cnm.'</span></td>

                    </tr>

                    <tr><td

align="center"><a href="'.base_url().inventory/profile"

class="button">Profil</a></td></tr>

                </table>

```

```

        </div>';

        return $html;

    }

    function view_data(){

        $html = '<div id="userbox">

                                                    <table width="100%"
border="0">

                <tr>

                    <td width="50%" align="center"><span
class="clsuser">Golongan</span></td>

                                                    <td
width="50%" align="right"><span class="clsuser">Jumlah</span></td>

                </tr>';

        $sqlg=" SELECT a.id_golongan,a.golongan,(SELECT
COUNT(b.golpkt) FROM ms_pangkat_akhir b INNER JOIN
ms_id_pegawai c ON b.nip=c.nip

                WHERE b.golpkt=a.id_golongan AND c.statpeg
NOT IN('3','6'))AS jml FROM ms_golongan a WHERE a.id_golongan
NOT IN('1','2')

                ORDER BY id_golongan DESC ";

        $sqlgol=$this->db->query($sqlg);

        $total=0;

        foreach ($sqlgol->result() as $rowgol)

```

```

{
    $id_gol = $rowgol->id_golongan;
    $gol    = $rowgol->golongan;
    $tot    = $rowgol->jml;

    $jml    = number_format($rowgol-
>jml,"0",",", ".");

    $total = $total + $tot;

    $html .= '<tr>

        <td width="50%" align="center">'.$gol.'</td>

            <td
width="50%" align="right"><span class="clsuser">'.$jml.</span></td>

                </tr>;

    }

    $html .= '<tr>

        <td width="50%" align="center"><span
class="clsuser">Total</span></td>

```

```

                                <td
width="50%" align="right"><span
class="clsuser">'.number_format($total,"0",",",".")'</span></td>

```

```

                                </tr></table>

```

```

                                </div>;

```

```

                                return $html;

```

```

                                }

```

```

function get_akan_naik(){

```

```

    $year = date('Y') ;

```

```

    $month = date('m');

```

```

    $date = date('d');

```

```

    $tanggal = $date.'/'.$month.'/'.$year;

```

```

    $csql = "SELECT

```

```

a.nip,a.nama,a.tmplahir,a.tgllahir,b.namajbt,c.jabatan,d.golpkt,

```

```

    e.golongan,d.tmpkt AS

```

```

tmtgol,DATE_FORMAT(d.tmtberkala,'%d/%c/%Y')AS

```

```

tmtberkala,d.masakrjpkt,d.masakrjpktbln,

```

```

    f.spp,g.unit

```

```

FROM ms_id_pegawai a INNER JOIN ms_jbtn_tmt_akhir b

```

```

ON a.nip = b.nip LEFT JOIN ms_jabatan c ON b.namajbt =
c.id_jabatan

```

```

INNER JOIN ms_pangkat_akhir d ON a.nip = d.nip

```

```

LEFT JOIN ms_golongan e ON d.golpkt = e.id_golongan

LEFT JOIN ms_spp f ON b.skpd = f.id_spp

LEFT JOIN ms_unit g ON b.skpd = g.unit_spp AND b.unit =
g.id_unit

INNER JOIN ms_cpns_pns h ON a.nip = h.nip

WHERE ((d.tmtberkala>=(CONCAT(YEAR(NOW()),'-
',MONTH(NOW()),'-',1)+INTERVAL -24 MONTH)

AND d.tmtberkala < (CONCAT(YEAR(NOW()),'-
',MONTH(NOW()),'-',1)+INTERVAL -17 MONTH)) OR

(h.golcpns = 7 AND NOT (ISNULL(h.tmtcpns) OR h.tmtcpns =
'0000-00-00') AND YEAR(h.tmtcpns)>1900

AND YEAR(NOW())-YEAR(h.tmtcpns)<=1 AND
YEAR(tmtberkala)=(YEAR(NOW()-1))) AND a.statpeg<>'3'

ORDER BY

d.golpkt DESC ,b.eselon DESC ,d.tmtpkt,a.nama";

/*WHERE YEAR(d.tmtpkt)=$year-4 AND
MONTH(d.tmtpkt)=$month

ORDER BY d.golpkt DESC ,b.eselon DESC,
d.tmtpkt,a.nama"; */

$sqlgol=$this->db->query($csq1);

```

```

$html = '<h2> Daftar Pegawai Yang Akan Naik
Pangkat Berkala Dalam Periode 6 Bulan dari '$tanggal .' </h2>

```

```

<table style:"border:1px solid #ccc" >

```



```
<tr><th>No</th><th>Nama (NIP)</th><th>Jabatan / Golongan
</th><th>Tmt Berkala</th><th>Bagian</th></tr>';
```

```
$n=1;
```

```
foreach ($sqlgol->result() as $rowgol)
```

```
{
```

```
$nip=$rowgol->nip;
```

```
$nama=$rowgol->nama;
```

```
$jabatan=$rowgol->jabatan;
```

```
$tmt = $rowgol->tmtberkala;
```

```
$gol =$rowgol->golongan;
```

```
$bagian =$rowgol->unit;
```

```
$html .= '<tr>
```

```
<td>!. $n. </td>
```

```
<td>!. $nama. ' (
```

```
!. $nip. )</td>
```

```
<td>!. $jabatan. ' /
```

```
!. $gol. </td>
```

```
<td>!. $tmt. </td>
```

```
<td>!. $bagian. </td>
```

```
</tr>';
```

```
        $n++;  
    }  
  
    $html.='</table>';  
    return $html;  
}  
}
```