

LAMPIRAN 1

DAFTAR INDUSTRI *PROPERTY* DAN *REAL ESTATE*

YANG TERDAFTAR DI BURSA EFEK INDONESIA

PERIODE 2010 – 2011

No	Nama Perusahaan
1	PT Lippo Karawaci Tbk
2	PT Bakrieland Development Tbk
3	PT Ciputra Development Tbk
4	PT Jakarta Internasional Hotel & Development Tbk
5	PT Bumi Serpong Damai Tbk
6	PT Summarecon Agung Tbk
7	PT Duta Pertiwi Tbk
8	PT Danayasa Arthama Tbk
9	PT Ciputra Property Tbk
10	PT Alam Sutra Realty Tbk
11	PT Pakuwon Jati Tbk
12	PT Duta Anggada Realty Tbk
13	PT Kawasan Industri Jababeka Tbk
14	PT Sentul City Tbk
15	PT Jakarta Setiabudi Internasional Tbk
16	PT Jaya Real Property Tbk
17	PT Ciputra Surya Tbk
18	PT Surya Semesta Internusa Tbk
19	PT Intiland Development Tbk
20	PT Global land Development Tbk
21	PT Suryamas Dutamakmur Tbk
22	PT Modernland Realty Tbk
23	PT Metropolitan Kencana Tbk
24	PT Surya Inti Permata Tbk
25	PT Lipoo Cikarang Tbk
26	PT Pembangunan Jaya Ancol Tbk
27	PT Royal Aox Development Asia Tbk
28	PT Perdana Gapura Prima Tbk
29	PT Citra Kebun Raya Agri Tbk
30	PT Bukit Darmo Property Tbk
31	PT Bintang Mitra Semesta Tbk
32	PT Daya Indo Resources Internasional Tbk
33	PT Indonesia Prima Property Tbk
34	PT Masmuni Indonesia Tbk
35	PT Lamicitra Nusantara Tbk
36	PT New Century Development Tbk

37	PT Indonesia Paradise Property Tbk
38	PT Fortumate Indonesia Tbk
39	PT Gowa Makasar Tourism Development Tbk
40	PT Pudjiadi & Sons Estate Tbk
41	PT Panca Wiratma Sakti Tbk
42	PT Pudjiadi Prestige Tbk
43	PT Cowell Development Tbk
44	PT Bhuwanatala Indah Permai Tbk
45	PT Laguna Cipta Griya Tbk
46	PT Bumi Citra Permai Tbk
47	PT Bekasi Asri Pemula Tbk
48	PT Risitia Bintang Mahkota Sejati Tbk
49	PT Metro Realty Tbk
50	PT Pelita Sejahtera Abadi Tbk
51	PT Agung Podomoro Land Tbk
52	PT J Resources Asia Pasifik Tbk

LAMPIRAN 2

HASIL PERHITUNGAN *GOOD CORPORATE
GOVERNANCE*, PENGUNGKAPAN LAPORAN
KEUANGAN, DAN NILAI PERUSAHAAN 2010 –
2011

NO	TAHUN	EMITEN	GCG	PLK	NP
1	2010	Agung Podomoro Land Tbk	4.8	1	1.426801
2		Alam Sutera Reality Tbk	4.5	1	2.948477
3		Bekasi Asri Pemula Tbk	3.983333	1	1.190508
4		Bumi Citra Permai Tbk	4.216667	1	4.840329
5		Bhuawanatala Indah Permai Tbk	4.7	1	1.102381
6		Bukit Darmo Property Tbk	5	0.67	0.081193
7		Sentul City Tbk	4.583333	0.67	1.810886
8		Bintang Mitra Semestaraya Tbk	4.7	1	0.656677
9		Bumi Serpong Damai Tbk	4.8	1	2.076613
10		Ciputra Development Tbk	4.75	1	1.0709
11		Ciputra Property Tbk	4.45	1	0.836825
12		Ciputra Surya Tbk	4.15	1	0.883357
13		Duta Anggada Realty Tbk	3.716667	1	0.554745
14		Intiland Development Tbk	4.7	1	0.695786
15		Duta Pertiwi Tbk	4.583333	1	0.934348
16		Bakrieland Development Tbk	4.8	1	0.43573
17		Goa Makassar Tourism Development Tbk	4.75	0.33	0.386386
18		Perdana Gapuraprima Tbk	3.9	1	0.575955
19		Indonesia Paradise Property Tbk	4.65	0.33	1.039983
20		Jaya Real Property Tbk	4.533333	0.67	3.183677
21		Dayaindo Resources International Tbk	4.583333	0.33	0.395603
22		Kawasan Industri Jababeka Tbk	4.75	1	1.075251
23		Global Land Development Tbk	4.95	1	1.237639
24		Lamicitra Nusantara Tbk	3.416667	0.67	0.905542
25		Lippo Cikarang Tbk	5	1	1.51664
26		Lippo Karawaci Tbk	5	1	1.618795
27		Mas Murni Indonesia	4.95	0.33	0.197169
28		Modernland Realty	4.55	1	0.618287
29		Metro Realty Tbk	4.15	0.33	2.180529
30		Indonesia Prima Property Tbk	4.65	1	0.920635
31		Pembangunan Jaya Ancol Tbk	5	1	0.339206
32		Pudjiadi & Son Estate Tbk	4.2	0.33	0.24992
33		Pudjiadi & Prestige	4.733333	1	0.491744
34		Pakuwon Jati Tbk	4.75	0.33	0.951265

35		Ristia Bintang Mahkotasejati Tbk	4.15	0.33	0.223937
36		Danayasa Arthatama Tbk	4.433333	0.67	0.318772
37		Suryamas Dutamakmur Tbk	4.683333	0.67	0.805623
38	2011	Agung Podomoro Land Tbk	4.8	1	0.204939
39		Alam Sutera Reality Tbk	4.8	1	2.386272
40		Bekasi Asri Pemula Tbk	4.45	1	4.506107
41		Bumi Citra Permai Tbk	4.85	1	1.916121
42		Bhuawanatala Indah Permai Tbk	4.7	0.33	0.875717
43		Bukit Darmo Property Tbk	4.633333	0.33	1.164644
44		Sentul City Tbk	4.533333	0.67	0.757562
45		Bintang Mitra Semestaraya Tbk	4.683333	1	0.787428
46		Bumi Serpong Damai Tbk	4.533333	1	2.567641
47		Ciputra Development Tbk	4.75	1	1.08216
48		Ciputra Property Tbk	3.733333	1	0.196144
49		Ciputra Surya Tbk	4.233333	1	0.883917
50		Duta Anggada Realty Tbk	3.716667	1	0.720178
51		Intiland Development Tbk	4.683333	1	1.231128
52		Duta Pertiwi Tbk	4.9	1	1.414025
53		Bakrieland Development Tbk	5	1	0.781303
54		Goa Makassar Tourism Development Tbk	4.9	0.33	1.306699
55		Perdana Gapuraprima Tbk	4.8	1	0.543351
56		Indonesia Paradise Property Tbk	4.85	0.33	0.580241
57		Jaya Real Property Tbk	4.316667	0.67	2.346389
58		Dayaindo Resources International Tbk	3.916667	0.33	0.042127
59		Kawasan Industri Jababeka Tbk	4.783333	1	0.991086
60		Global Land Development Tbk	4.783333	1	0.713009
61		Lamicitra Nusantara Tbk	3.416667	0.67	1.083326
62		Lippo Cikarang Tbk	4.783333	1	0.487649
63		Lippo Karawaci Tbk	4.683333	1	1.907523
64		Mas Murni Indonesia	4.85	0.33	0.014658
65		Modernland Realty	4.383333	1	0.672953
66		Metro Realty Tbk	4.15	0.33	4.998664
67		Indonesia Prima Property Tbk	4.9	1	1.006098
68		Pembangunan Jaya Ancol Tbk	5	1	0.925911
69		Pudjiadi & Son Estate Tbk	3.933333	0.33	0.261065

70		Pudjiadi & Prestige	4.733333	1	0.380214
71		Pakuwon Jati Tbk	4.783333	1	1.579699
72		Ristia Bintang Mahkotasejati Tbk	4.15	1	0.241651
73		Danayasa Arthatama Tbk	4.433333	1	1.019858
74		Suryamas Dutamakmur Tbk	4.683333	1	0.318691

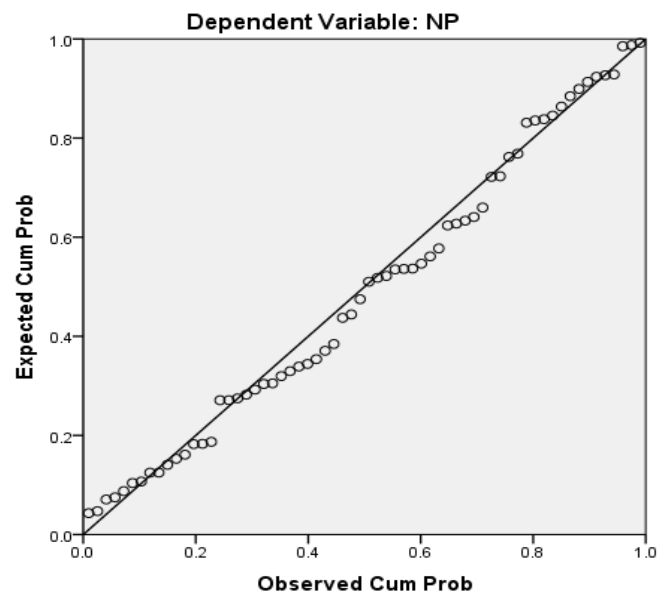
LAMPIRAN 3

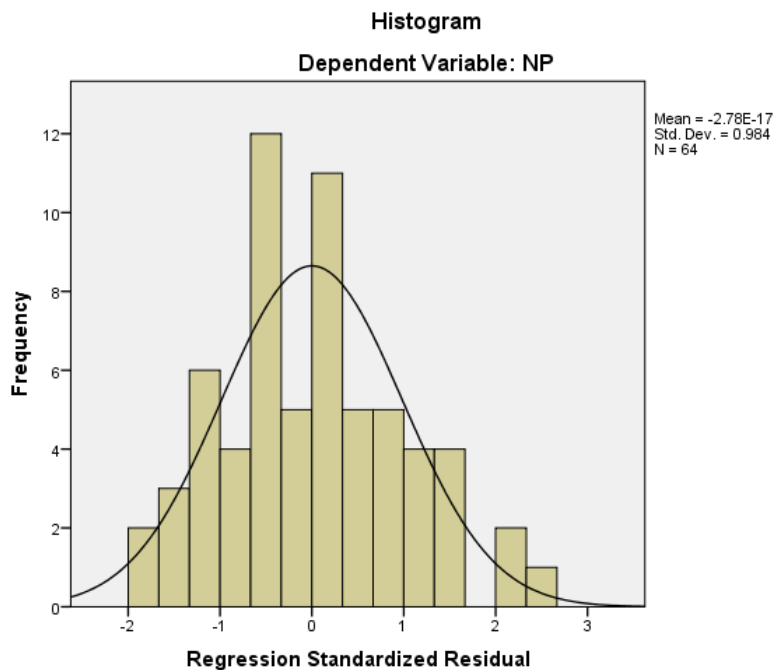
HASIL PERHITUNGAN SPSS 2010 – 2011

Descriptive Statistics

	Mean	Std. Deviation	N
NP	.8069	.46327	64
GCG	4.5625	.39890	64
PLK	.8173	.27922	64

Normal P-P Plot of Regression Standardized Residual

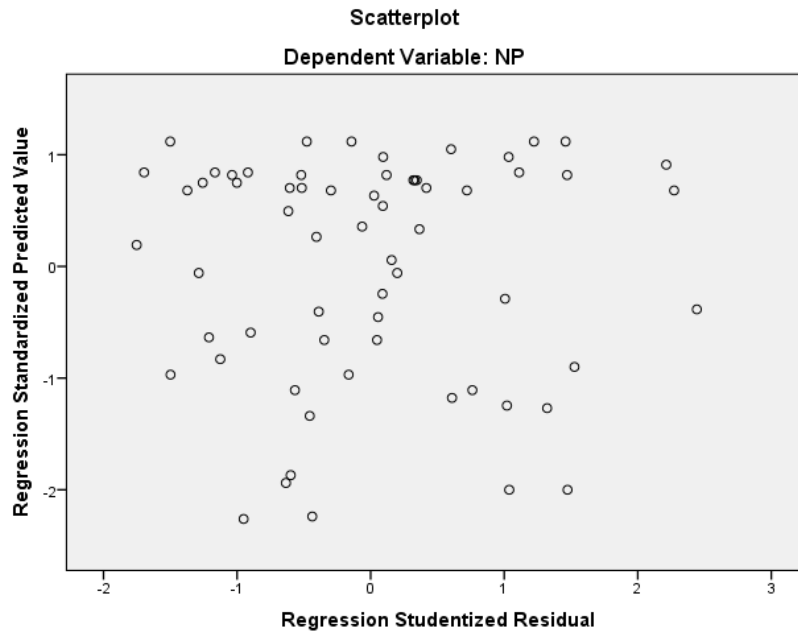




Coefficients^a

Model		Unstandardized Coefficients		Standardized Coefficients	t	Sig.	Correlations			Collinearity Statistics	
		B	Std. Error	Beta			Zero-order	Partial	Part	Tolerance	VIF
1	(Constant)	-.588	.646		-.909	.367					
	GCG	.224	.140	.193	1.602	.114	.219	.201	.192	.991	1.009
	PLK	.454	.200	.274	2.273	.027	.292	.279	.273	.991	1.009

a. Dependent Variable: NP



ANOVA^a

Model		Sum of Squares	Df	Mean Square	F	Sig.
1	Regression	1.652	2	.826	4.244	.019 ^b
	Residual	11.870	61	.195		
	Total	13.521	63			

a. Dependent Variable: NP

b. Predictors: (Constant), PLK, GCG